

MINUTES
OF
THE BOARD OF REGENTS
OF
THE TEXAS STATE UNIVERSITY SYSTEM

Quarterly Board Meeting

August 13 - 14, 2020

TABLE OF CONTENTS

| | |
|---|----|
| COMMITTEE MEETINGS | 3 |
| ACADEMIC AND HEALTH AFFAIRS COMMITTEE | 4 |
| PLANNING AND CONSTRUCTION COMMITTEE | 6 |
| RULES AND REGULATIONS COMMITTEE..... | 7 |
| FINANCE AND AUDIT COMMITTEE | 8 |
| BOARD OF REGENTS MEETING | 9 |
| I. CALL TO ORDER..... | 9 |
| II. ATTENDANCE..... | 9 |
| III. WELCOME REMARKS | 9 |
| IV. APPROVAL OF MINUTES | 9 |
| V. ACADEMIC AND HEALTH AFFAIRS | 10 |
| VI. FINANCE AND AUDIT..... | 11 |
| VII. PLANNING AND CONSTRUCTION | 12 |
| VIII. RULES AND REGULATIONS | 12 |
| IX. GOVERNMENTAL RELATIONS..... | 12 |
| X. CONTRACTS..... | 13 |
| XI. PERSONNEL..... | 14 |
| XII. MISCELLANEOUS | 14 |
| XIII. RECESS TO EXECUTIVE SESSION | 18 |
| XIV. RECONVENE IN OPEN SESSION..... | 18 |
| XV. RECESS | 18 |
| XVI. RECONVENE | 19 |
| XVII. ATTENDANCE..... | 19 |
| XVIII. STUDENT ADVISORY BOARD (SAB) UPDATE BY VIDEO MESSAGE | 19 |
| XIX. 2020 TSUS PROGRESS REPORT AND VIDEO | 19 |
| XX. CAMPUS UPDATE | 19 |
| XXI. TSUS FOUNDATION UPDATE..... | 19 |
| XXII. PERSONNEL..... | 19 |
| XXIII. MISCELLANEOUS | 21 |
| XXIV. CONSENT AGENDA..... | 22 |
| XXV. GENERAL MOTIONS..... | 22 |
| XXVI. ADJOURNMENT | 22 |
| CONSENT/APPENDIX | 23 |

COMMITTEE MEETINGS

The committee meetings were each held prior to the Board of Regents meeting via teleconference as follows:

- | | | | |
|-------------------------------|----------------|------------|-----|
| • Academic and Health Affairs | August 3, 2020 | 2:00 p.m. | CDT |
| • Planning and Construction | August 4, 2020 | 11:00 a.m. | CDT |
| • Rules and Regulations | August 4, 2020 | 2:00 p.m. | CDT |
| • Finance and Audit | August 5, 2020 | 2:00 p.m. | CDT |

ACADEMIC AND HEALTH AFFAIRS COMMITTEE

Committee Members

Regent Garry Crain, Committee Chair; Regent Veronica Edwards; Regent Nicki Harle

Call to Order

The Academic and Health Affairs Committee of the Texas State University System was called to order on August 3, 2020 at 2:00 p.m. CDT by Committee Chair Garry Crain. The meeting was held telephonically.

Present

Regent Garry Crain, Committee Chair; Regent Veronica Edwards; Regent Nicki Harle

Also Present

Regent Don Flores; Dr. Brian McCall, Chancellor; Dr. John Hayek, Vice Chancellor for Academic and Health Affairs; Mr. Daniel Harper, Vice Chancellor and Chief Financial Officer; Mr. Sean Cunningham, Vice Chancellor for Governmental Relations; Ms. Carole Fox, Chief Audit Executive; Mr. Pierce Mitchell, Assistant Vice Chancellor for Governmental Relations; Mr. Derrick Alexander, Director of Creative Services; Ms. Laura Tibbitts, Director of Administration; various component campus representatives

Absent

None

Discussion Items

Committee Chair Garry Crain called on Dr. John Hayek to present the agenda items.

Dr. Hayek presented SHSU: Modifying Undergraduate Admissions Criteria. The committee approved the item to be taken to the full Board.

Dr. Hayek presented SHSU: Degree Program Addition—Master of Science in Athletic Training. The committee approved the item to be taken to the full Board.

Dr. Hayek presented LIT: Addition of Shielded Metal Arc Welding (SMAW) Level I Certificate. The committee approved the item to be taken to the full Board.

Dr. Hayek presented LIT: Addition of Pipe Welding Level II Certificate. The committee approved the item to be taken to the full Board.

Dr. Hayek presented LIT: Addition of Residential HVAC Installation Certificate Level I. The committee approved the item to be taken to the full Board.

Dr. Hayek presented TSUS: Certified Enrollment Report Spring 2020. This item was informational only. No action was taken.

Dr. Hayek briefly outlined the Consent Agenda items, which consisted of:

LU: Change the Name of the Office of Planning and Assessment to University Planning Assessment

LU: Changes to the Bachelor of Science in Electrical Engineering degree plan

LU: Merge Bachelor of Arts in Applied Science and Bachelor of General Studies degrees into Bachelor of (Arts or Science) in University Studies
LU: Modification of existing Bachelor of Science in Speech and Hearing Services
LU: Modification of the Online Master of Music in Music Education degree plan
LU: Name change for the Dan F. Smith Department of Chemical Engineering to include the area of Biomolecular Engineering
LU: Restructuring of the Bachelor of Business Administration-Management Information Systems curriculum with the addition of two tracks: Enterprise Systems and Business Analytics
LU: Restructuring the College of Business
SHSU: Degree Program Reinstatement, Designation Change, Title Change—Master of Arts in Teaching
SHSU: Certificate Program, Addition—Undergraduate Certificate in Criminal Justice Equity and Inclusion
SHSU: Relocation—Graduate Certificate in Effective Online Instruction
LIT: Revision of Health Informatics Certificate
LIT: Revision of Health Information Associate of Applied Science
LIT: Revision of Medical Coding Specialist Certificate
LIT: Revision of Associate of Applied Science in Welding Technology
LIT: Revision and Title Change of Welding Certificate to Structural Welding Level I Certificate
LSCO: Program Deletion – Physical Therapist Assistant Department
TSUS: Curriculum Changes
TSUS: Out-of-State/Out-of-Country Course Offerings

The committee approved the items to be included on the Consent Agenda.

Adjournment

There being no further business before the Committee, Committee Chair Garry Crain adjourned the meeting at 2:33 p.m. CDT.

PLANNING AND CONSTRUCTION COMMITTEE

Committee Members

Regent Bill Scott, Committee Chair; Regent Duke Austin; Regent David Montagne

Call to Order

The Planning and Construction Committee of the Texas State University System was called to order on August 4, 2020 at 11:00 a.m. CDT by Committee Chair Bill Scott. The meeting was held telephonically.

Present

Regent Bill Scott, Committee Chair; Regent Duke Austin; Regent David Montagne

Also Present

Regent Don Flores; Regent Nicki Harle; Dr. Brian McCall, Chancellor; Mr. Daniel Harper, Vice Chancellor and Chief Financial Officer; Mr. Sean Cunningham, Vice Chancellor for Governmental Relations; Dr. John Hayek, Vice Chancellor for Academic and Health Affairs; Ms. Carole Fox, Chief Audit Executive; Mr. Pierce Mitchell, Assistant Vice Chancellor for Governmental Relations; Mr. Peter Maass, Director of Capital Projects Administration; Ms. Laura Tibbitts, Director of Administration; various component campus representatives

Absent

None

Discussion Items

Committee Chair Bill Scott called on Mr. Daniel Harper to present the agenda items.

Mr. Harper presented SHSU: Design Development Documents for Ron Mafrige Field House Renovation. The committee approved the item to be taken to the full Board.

Mr. Harper presented TXST: Design Development Documents for the University Police Department Building. The committee approved the item to be taken to the full Board.

Mr. Harper presented TSUS: Planning and Construction Report. This item was informational only. No action was taken.

Mr. Harper briefly outlined the Consent Agenda items, which consisted of:

TSUS: Addition to 2020-2025 Capital Improvements Program

TSUS: Addition to 2021-2026 Capital Improvements Program

TSUS: Authorization of an Agreement for Program Management Services with Hill International

TSUS: Authorization of an Agreement for Program Management Services with MPM Ventures, LLC

The committee approved the items to be included on the Consent Agenda.

Adjournment

There being no further business before the Committee, Committee Chair Bill Scott adjourned the meeting at 11:18 a.m. CDT.

RULES AND REGULATIONS COMMITTEE

Committee Members

Regent Veronica Edwards, Committee Chair; Regent Don Flores; Regent Alan Tinsley

Call to Order

The Rules and Regulations Committee of the Texas State University System was called to order on August 4, 2020 at 2:01 p.m. CDT by Committee Chair Veronica Edwards. The meeting was held telephonically.

Present

Regent Veronica Edwards, Committee Chair; Regent Don Flores; Regent Alan Tinsley

Also Present

Regent Bill Scott, Regent Nicki Harle; Student Regent Amanda Lee; Dr. Brian McCall, Chancellor; Dr. Fernando Gomez, Vice Chancellor and General Counsel; Mr. Daniel Harper, Vice Chancellor and Chief Financial Officer; Mr. Sean Cunningham, Vice Chancellor for Governmental Relations; Dr. John Hayek, Vice Chancellor for Academic and Health Affairs; Ms. Nelly Herrera, Deputy General Counsel; Ms. Carole Fox, Chief Audit Executive; Ms. Therese Sternenbergh, Assistant Vice Chancellor; Mr. Derrick Alexander, Director of Creative Services; Ms. Laura Tibbitts, Director of Administration; various component campus representatives

Absent

None

Discussion Item

Committee Chair Veronica Edwards called on Dr. Fernando Gomez to present the agenda item.

Dr. Gomez briefly outlined the Consent Agenda item, which consisted of:

TSUS: Approval of Rules and Regulations.

The committee approved the item to be included on the Consent Agenda.

Adjournment

There being no further business before the Committee, Committee Chair Veronica Edwards adjourned the meeting at 2:45 p.m. CDT.

FINANCE AND AUDIT COMMITTEE

Committee Members

Regent Alan Tinsley, Committee Chair; Regent Bill Scott; Regent Don Flores; Regent David Montagne

Call to Order

The Finance and Audit Committee of the Texas State University System was called to order on August 5, 2020 at 2:01 p.m. CDT by Committee Chair Alan Tinsley. The meeting was held telephonically.

Present

Regent Alan Tinsley, Committee Chair; Regent Bill Scott; Regent Don Flores; Regent David Montagne

Also Present

Regent Nicki Harle; Student Regent Amanda Lee; Dr. Brian McCall, Chancellor; Mr. Daniel Harper, Vice Chancellor and Chief Financial Officer; Mr. Sean Cunningham, Vice Chancellor for Governmental Relations; Dr. John Hayek, Vice Chancellor for Academic and Health Affairs; Ms. Carole Fox, Chief Audit Executive; Mr. Pierce Mitchell, Assistant Vice Chancellor for Governmental Relations; Ms. Kelly Wintemute, Compliance Officer; Mr. Derrick Alexander, Director of Creative Services; Ms. Laura Tibbitts, Director of Administration; various component campus representatives

Absent

None

Discussion Items

Committee Chair Alan Tinsley called on Mr. Daniel Harper to present the agenda items. Mr. Harper asked Ms. Carole Fox to present one of the agenda items.

Mr. Harper presented TSUS: Operating Budgets for Fiscal Year 2021. The committee approved the item to be taken to the full Board.

Ms. Fox presented TSUS: Fiscal Year 2021 Audit and Compliance Plan. The committee approved the item to be taken to the full Board.

Mr. Harper briefly outlined the Consent Agenda items, which consisted of:

TSUS: Amendment to Investment Consultant Contract
TSUS: Quasi Endowment Reports

The committee approved the items to be included on the Consent Agenda.

Adjournment

There being no further business before the Committee, Committee Chair Alan Tinsley adjourned the meeting at 2:40 p.m. CDT.

BOARD OF REGENTS MEETING

I. CALL TO ORDER

The Quarterly Board of Regents meeting of The Texas State University System was called to order on Thursday, August 13, 2020 at 2:01 p.m. CDT by Chairman of the Board William Scott. The meeting was held at the Teaching Theatre of Sam Houston State University's Osteopathic Medicine Building located at 925 City Central Avenue in Conroe, TX. Noting the presence of a quorum, Chairman Scott called upon Regent Don Flores to lead in the United States flag pledge, Regent Nicki Harle to lead in the Texas flag pledge, and Regent Alan Tinsley to deliver the invocation.

II. ATTENDANCE

Present

Chairman William Scott
Vice Chairman David Montagne
Regent Charlie Amato
Regent Duke Austin
Regent Garry Crain
Regent Veronica Edwards
Regent Don Flores
Regent Nicki Harle
Regent Alan Tinsley
Student Regent Amanda Lee

Absent

None

Also Present

Chancellor Brian McCall, Ph.D.; President Ken Evans, LU; President Dana Hoyt, SHSU; President Alisa White, SHSU; President Pete Gallego, SRSU; President Denise Trauth, TXST; President Lonnie Howard, LIT; President Thomas Johnson, LSC-O; President Betty Reynard, LSC-PA

III. WELCOME REMARKS

Chairman Scott welcomed Dr. Alisa White, President of Sam Houston State University; Mr. Pete Gallego, President of Sul Ross State University; and Student Regent Amanda Lee to the Texas State University System. Chairman Scott welcomed all present.

IV. APPROVAL OF MINUTES

Upon motion of Chairman Scott, seconded by Regent Amato, with all Regents voting aye, it was ordered that the minutes of the quarterly Board of Regents meeting held on May 21, 2020 are approved.

Upon motion of Chairman Scott, seconded by Regent Flores, with all Regents voting aye, it was ordered that the minutes of the special called Board of Regents meeting held on June 4, 2020 are approved.

Upon motion of Chairman Scott, seconded by Regent Harle, with all Regents voting aye, it was ordered that the minutes of the special called Board of Regents meeting held on July 14, 2020 are approved.

V. **ACADEMIC AND HEALTH AFFAIRS**

Regent Garry Crain, Chair of the Academic and Health Affairs Committee, presented the following agenda items:

2020-76 SHSU: Modifying Undergraduate Admissions Criteria

Upon motion of Regent Crain, seconded by Regent Amato, with all Regents voting aye, it was ordered that Sam Houston State University is approved to temporarily use a test-optional approach for freshman admissions requirements for students entering in the following semesters: spring 2021, summer 2021, fall 2021, spring 2022, summer 2022 and fall 2022.

2020-77 SHSU: Degree Program Addition—Master of Science in Athletic Training

Upon motion of Regent Crain, seconded by Regent Flores, with all Regents voting aye, it was ordered that Sam Houston State University is authorized to offer a degree program and the associated new course additions, leading to the Master of Science in Athletic Training (MSAT), housed in the Department of Kinesiology (1677) within the College of Health Science (10 1937) to be implemented upon final approval by the TSUS Board of Regents and the Texas Higher Education Coordinating Board.

2020-78 LIT: Addition of Shielded Metal Arc Welding (SMAW) Level I Certificate

Upon motion of Regent Crain, seconded by Regent Tinsley, with all Regents voting aye, it was ordered that Lamar Institute of Technology (LIT) is authorized to offer a Level I Shielded Metal Arc Welding certificate to be implemented upon final approval by the TSUS Board of Regents and the Texas Higher Education Coordinating Board effective Fall 2021.

2020-79 LIT: Addition of Pipe Welding Level II Certificate

Upon motion of Regent Crain, seconded by Regent Harle, with all Regents voting aye, it was ordered that Lamar Institute of Technology (LIT) is authorized to offer a Level II Pipe Welding Certificate to be implemented upon final approval by the TSUS Board of Regents and the Texas Higher Education Coordinating Board effective Fall 2020.

2020-80 LIT: Addition of Residential HVAC Installation Certificate Level I

Upon motion of Regent Crain, seconded by Regent Montagne, with all Regents voting aye, it was ordered that Lamar Institute of Technology (LIT) is authorized to offer a Residential Heating, Ventilation & Air Conditioning (HVAC) Installation Level I Certificate to be implemented upon final approval by the TSUS Board of Regents and the Texas Higher Education Coordinating Board effective Fall 2021.

Informational Item - TSUS: Certified Enrollment Report

The Spring 2020 Certified Enrollment Report for the Texas State University System components was presented as an informational item only. No action was taken.

Regent Crain noted that the following items are found on the Consent Agenda:

- LU: Change the Name of the Office of Planning and Assessment to University Planning Assessment
- LU: Changes to the Bachelor of Science in Electrical Engineering degree plan
- LU: Merge Bachelor of Arts in Applied Science and Bachelor of General Studies degrees into Bachelor of (Arts or Science) in University Studies
- LU: Modification of existing Bachelor of Science in Speech and Hearing Services

- LU: Modification of the Online Master of Music in Music Education degree plan
- LU: Name change for the Dan F. Smith Department of Chemical Engineering to include the area of Biomolecular Engineering
- LU: Restructuring of the Bachelor of Business Administration-Management Information Systems curriculum with the addition of two tracks: Enterprise Systems and Business Analytics
- LU: Restructuring the College of Business
- SHSU: Degree Program Reinstatement, Designation Change, Title Change—Master of Arts in Teaching
- SHSU: Certificate Program, Addition—Undergraduate Certificate in Criminal Justice Equity and Inclusion
- SHSU: Relocation—Graduate Certificate in Effective Online Instruction
- LIT: Revision of Health Informatics Certificate
- LIT: Revision of Health Information Associate of Applied Science
- LIT: Revision of Medical Coding Specialist Certificate
- LIT: Revision of Associate of Applied Science in Welding Technology
- LIT: Revision and Title Change of Welding Certificate to Structural Welding Level I Certificate
- LSCO: Program Deletion – Physical Therapist Assistant Department
- TSUS: Curriculum Changes
- TSUS: Out-of-State/Out-of-Country Course Offerings

These items were voted on and passed under the approval of the Consent Agenda. These items can be found immediately following the meeting minutes.

VI. FINANCE AND AUDIT

Regent Alan Tinsley, Chair of the Finance and Audit Committee, presented the following agenda items:

2020-81 TSUS: Operating Budgets for Fiscal Year 2021

Upon motion of Regent Tinsley, seconded by Regent Montagne, with all Regents voting aye, it was ordered that the Fiscal Year 2021 Operating Budgets for Components of the Texas State University System are approved.

2020-82 TSUS: Fiscal Year 2021 Audit and Compliance Plan

Upon motion of Regent Tinsley, seconded by Regent Flores, with all Regents voting aye, it was ordered that the Fiscal Year 2021 Audit and Compliance Plan for the Texas State University System are approved.

Informational Item – Finance Quarterly Update

A Finance Quarterly Update was presented as an informational item only. No action was taken.

Regent Tinsley noted that the following items are found on the Consent Agenda:

- TSUS: Amendment to Investment Consultant Contract
- TSUS: Quasi Endowment Reports

These items were voted on and passed under the approval of the Consent Agenda. These items can be found immediately following the meeting minutes.

VII. PLANNING AND CONSTRUCTION

Board Vice Chairman David Montagne, member of the Planning and Construction Committee, presented the following agenda items:

2020-83 SHSU: Design Development Documents for Ron Mafrige Field House Renovation

Upon motion of Regent Montagne, seconded by Regent Flores, with all Regents voting aye, it was ordered that the design development documents for the Ron Mafrige Field House Renovation project at Sam Houston State University are approved.

2020-84 TXST: Design Development Documents for the University Police Department Building

Upon motion of Regent Montagne, seconded by Regent Edwards, with all Regents voting aye, it was ordered that the design development documents for the University Police Department Building project at Texas State University are approved.

Informational Item – TSUS: Planning and Construction Report

The Planning and Construction Report was presented as an informational item only. No action was taken.

Regent Montagne noted that the following items are found on the Consent Agenda:

- TSUS: Addition to 2020-2025 Capital Improvements Program
- TSUS: Addition to 2021-2026 Capital Improvements Program
- TSUS: Authorization of an Agreement for Program Management Services with Hill International
- TSUS: Authorization of an Agreement for Program Management Services with MPM Ventures, LLC

These items were voted on and passed under the approval of the Consent Agenda. These items can be found immediately following the meeting minutes.

VIII. RULES AND REGULATIONS

Chairman Scott called on Regent Edwards to make a brief report. Regent Edwards, Chair of the Rules and Regulations Committee, noted that the following item is found on the Consent Agenda:

- TSUS: Approval of Rules and Regulations

This item was voted on and passed under the approval of the Consent Agenda. This item can be found immediately following the meeting minutes.

IX. GOVERNMENTAL RELATIONS

Chairman Scott called on Vice Chairman Montagne, who asked Vice Chancellor Sean Cunningham to make a brief report. Vice Chancellor Cunningham presented a legislative update concerning state and federal issues that have the potential to impact the Texas State University System.

X. CONTRACTS

Chairman Scott noted that all contracts are on the Consent Agenda and that Dr. Fernando Gomez, Vice Chancellor and General Counsel, is available to answer any questions.

SHSU: Agreement with Van Wagner Sports & Entertainment LLC

The agreement, commencing on September 1, 2020, for a term not-to-exceed five (5) years between Sam Houston State University and Van Wagner Sports & Entertainment LLC., for the services of managing and securing multi-media marketing, promotional, broadcasting, and commercial rights (sponsorship and advertising) for any existing and new inventory for an amount not-to-exceed \$2,200,000 with an additional \$1,500,000 in barter, including extensions, is approved.

SHSU: Amendment #1 to Contract with AHI Facility Services, Inc. for Custodial Services to Include Sanitizing for COVID19

The contract amendment, commencing in August 2020, between Sam Houston State University and AHI Facility Services, Inc., for additional custodial and sanitizing services due to COVID19, without changing the original term not-to-exceed seven years, or exceeding the originally-approved contract amount of \$11,000,000.00, is approved.

SHSU: Contract Amendment with Barnes & Noble College Booksellers, LLC

An Amendment to the contract between Sam Houston State University and Barnes & Noble College Booksellers for the addition of the First Day Complete textbook program and modification to royalty structure, is approved.

SHSU: Contract between Sam Houston State University and Assessment Technologies Institute

The contract, commencing on or about September 1, 2020, for an original term of three years, and one optional renewal period of four years, between Sam Houston State University and Assessment Technologies Institute, LLC (ATI) for online comprehensive review and test prep services to support SHSU's School of Nursing for a not-to-exceed amount of \$2,200,000.00, including extensions, is approved.

TXST: Addendum to the Consolidated Communications Enterprise Services, Inc. Agreement

Texas State University is authorized to execute the Addendum to 2014 Network Services Agreement with Consolidated Communications Enterprise Services, Inc.

TXST: Contract with Collegiate Licensing Company for Athletic Licensing Services

The contract commencing January 2021, for an initial two-year term with three one-year renewal options, for athletic licensing between Texas State University and Collegiate Licensing Company, which is a revenue sharing arrangement between the parties, in an amount projected to be \$2,000,000 for the five-year term, is approved.

TXST: Contract with Sun Coast Resources, Inc.

The contract commencing November 2020, for a term of five years, between Texas State University and Sun Coast Resources, Inc. for the purchase of bulk diesel fuel in an amount projected to be \$3,500,000, is approved.

LSCO: Contract with IQS, Inc. for Purchase of Custodial Services

The contract commencing September 1, 2020, for a term not to exceed three (3) years, between Lamar State College Orange and IQS, Inc. for the purchase of custodial services for an amount not to exceed \$1,300,000 including any extensions, is approved.

All contract items were passed under the Consent Agenda and can be found following the meeting minutes.

XI. PERSONNEL

2020-85 TSUS: Delegation of Authority to Determine the Compensation for the Chancellor

Upon motion of Regent Crain, seconded by Regent Flores, with all Regents voting aye, it was ordered that the Chair of the Board of Regents is delegated the authority to determine the compensation of the Chancellor during Fiscal Year 2021.

2020-86 TSUS: Delegation of Authority to Determine the Compensation for the Chief Audit Executive

Upon motion of Regent Amato, seconded by Regent Harle, with all Regents voting aye, it was ordered that the Chair of the Finance and Audit Committee is delegated the authority to determine the compensation for the Chief Audit Executive during Fiscal Year 2021.

Chairman Scott noted that the remaining action item under the Personnel section will be heard on Friday, August 14, 2020.

Chairman Scott noted that the following item is found on the Consent Agenda:

- TSUS: Personnel Actions

This item was voted on and passed under the approval of the Consent Agenda. This item can be found immediately following the meeting minutes.

XII. MISCELLANEOUS

Chairman Scott presented the following agenda items:

2020-87 SHSU: Naming of the Tennis Complex

Upon motion of Regent Tinsley, seconded by Regent Crain, with all Regents voting aye, it was ordered that Sam Houston State University is authorized to name the new Tennis Complex the Chuck and Wanda Beckner Tennis Center.

Two walk-on items on the miscellaneous agenda were considered:

2020-88 TSUS/SHSU: Resolution Honoring Dr. Dana Hoyt, President of Sam Houston State University; Order Conferring President Emeritus Status; and Renaming of the SHSU Art Complex

Upon motion of Chairman Scott, seconded by Regent Tinsley, with all Regents voting aye, it was ordered that:

1. The attached resolution, honoring Dr. Dana Hoyt, an exceptional president and a fine lady, be hereby adopted and forever memorialized in the proceedings of this Board of Regents and in the permanent records of Sam Houston State University; and
2. The title, “President Emeritus,” together with all privileges and perquisites stated in the Rules and Regulations for professors emeriti, be conferred and forever inure to President Hoyt; and
3. That the Chancellor assure that the Art Complex on the Sam Houston State University campus be appropriately renamed in recognition of her service.

Resolution Honoring Dr. Dana G. Hoyt, President Sam Houston State University

WHEREAS, Dr. Dana G. Hoyt—daughter of Fred and Marianne Gibson, who taught her the values that guided her life—was reared in Dallas and completed a B.S. in Business Accounting (1981) and an M.B.A. (1984) from Texas Women’s University (of which she is a distinguished Alumna) before receiving her doctorate in Business from the University of Texas at Arlington; and,

WHEREAS, Dr. Dana G. Hoyt has held senior executive positions at several institutions, including the presidency of National University, California’s largest nonprofit academic institution; vice presidencies at Southern Methodist University, University of Colorado at Denver, YMCA of Metropolitan Denver, Texas Women’s University, and Sam Houston State University; and,

WHEREAS, Dr. Dana G. Hoyt became the 13th and first female president of Sam Houston State University, immediately embarking on an ambitious campaign that reshaped, redirected, rebuilt and reenergized the University by building strength through community, resulting in \$145 million in gifts and commitments, including the largest gift in the University’s history, a \$25 million endowment from alumnus Fred Pirkle, which helped fund construction of the Fred Pirkle Engineering Technology Center; and,

WHEREAS, Dr. Dana G. Hoyt led SHSU through tremendous growth during her 10-year presidency, overseeing numerous construction projects to bring the latest in technology and amenities to the University, including The Woodlands Center, a new academic facility in The Woodlands; Woodforest Athletic Center, Student Health and Counseling Center, Life Sciences Building, Lowman Student Center expansion, the art complex, new dining facilities and residence halls, and Steele Golf Facility; and,

WHEREAS, Dr. Dana G. Hoyt presided over impressive growth in enrollment; establishment of nationally recognized innovations focusing on student success; achievement of academic excellence, including creation of the first Forensic Science Ph.D. program in the nation and the 2017 commencement of its first graduate; and,

WHEREAS, Dr. Dana G. Hoyt’s leadership and persistence in the face of unfathomable odds and daunting obstacles, resulted in a rare and truly transformative achievement for the University—establishment of the SHSU College of Osteopathic Medicine—which

accomplished academic approval in 2018; accreditation and construction of medical building in Conroe, Texas in 2019; building dedication and matriculation of the first medical school class in August of 2020; and,

WHEREAS, Dr. Dana G. Hoyt possesses exceptional professionalism, intellect, energy and vision as well as qualities of character, such as graciousness, compassion and caring for others, all of which have earned her widespread respect and admiration; and,

WHEREAS, Dr. Dana G. Hoyt and her husband—Waco businessman, SHSU alumnus and donor John Hoyt—have demonstrated unwavering love and support for Sam Houston State University;

NOW, THEREFORE, BE IT RESOLVED that the Board of Regents of the Texas State University System enthusiastically and unanimously adopt this Resolution, thanking Dr. Dana G. Hoyt for her exceptional service to the students, faculty and staff of Sam Houston State University; the Texas State University System, and the Great State of Texas, for all are the better for her having passed this way.

Adopted by the Board of Regents of the Texas State University System this Thirteenth day of August, 2020.

2020-89 TSUS: Resolution Honoring Dr. Fernando C. Gomez, Vice Chancellor and General Counsel of the Texas State University System, and Order Conferring Vice Chancellor and General Counsel Emeritus Status

Upon motion of Chairman Scott, seconded by Regent Harle, with all Regents voting aye, it was ordered that:

1. The following Resolution, honoring Dr. Fernando C. Gomez, Vice Chancellor and General Counsel of the Texas State University System, be adopted; forever be memorialized in the minutes of this Board of Regents; and,
2. Dr. Gomez be forever conferred the title, Vice Chancellor and General Counsel *Emeritus* of the Texas State University System, together with all honors and perquisites appropriate thereto.

Resolution Honoring Dr. Fernando C. Gomez

WHEREAS, Dr. Fernando C. Gomez, a native of the city of Gallup in the scenic state of New Mexico, enjoyed a rigorous education under the tutelage of dedicated Jesuit priests and brothers while attending Saint Francis Seminary in Cincinnati, Ohio, during his early formative years; and, who studied for the priesthood for five years attending Franciscan seminaries in Ohio and Michigan and who went on to graduate cum laude from the University of New Mexico with a degree in Sociology and English and whose insatiable thirst for knowledge lead him to the University of Michigan School of Law where he earned his juris doctorate before achieving a Ph.D. in American Culture from the University of Michigan, Horace H. Rackham School of Graduate Studies; and,

WHEREAS, Dr. Fernando C. Gomez began his professional career in academia serving as a member of the faculty of Michigan State University in Urban Studies for seven years and achieving much-deserved tenure status after five years; and,

WHEREAS, Dr. Fernando C. Gomez is an outstanding jurist having worked in private practice and in government service as an assistant attorney general in both Michigan and Texas where he successfully litigated cases for various state entities, including Sul Ross State University in one of the first, if not the first, case to be tried under the 1983 Texas Whistleblower Act; and,

WHEREAS, Dr. Fernando C. Gomez served as general counsel for the California State University System before assuming the position of Vice Chancellor and General Counsel for the Texas State University System, a position in which he has served with distinction for almost thirty years; and,

WHEREAS, Dr. Fernando C. Gomez, began his auspicious legal career with the Texas State University System when it was comprised of four universities, one doctoral program and an enrollment under 39,000 students; and,

WHEREAS, Dr. Fernando C. Gomez as Vice Chancellor and General Counsel for the Texas State University System has served brilliantly as chief legal counsel to 75 regents, three chancellors, 29 presidents and numerous administrators and faculty members; and, through this distinguished service has set the highest standards by which all Vice Chancellors and General Counsel will be assessed; and,

WHEREAS, Dr. Fernando C. Gomez is a bold visionary and outstanding leader who created a general counsel's office of the highest caliber thanks to his keen oversight and personal involvement with complex transformational legal issues including the purchase of the Christmas Mountains and the transition of the Lamar campuses to the Texas State University System; and,

WHEREAS, Dr. Fernando C. Gomez is a highly accomplished and much respected scholar whose legal acumen on such topics as constitutional law and ethical principles is unsurpassed, having presented as a legal expert on these and other specialized topics at numerous professional and legal conferences throughout the U.S. and overseas, including Cuba and Yemen; and,

WHEREAS, Dr. Fernando C. Gomez is a man of great intellectual curiosity, an enthusiastic historian, and a gifted writer having authored two books on Texas school law, and masterfully chronicled the impressive story of the Texas State University System in its centennial celebration book, *A Texas State of Mind* and in the second successful iteration of this notable publication; and,

WHEREAS, Dr. Fernando C. Gomez is a compassionate humanitarian having served on numerous non-profit boards for various social justice cases; and,

WHEREAS, Dr. Fernando C. Gomez epitomizes the consummate professional, the passionate advocate, the astute scholar, the superb author, the eloquent orator and the fiercely loyal and dedicated friend and colleague to those who have had the honor and privilege of working with him; and,

WHEREAS, Dr. Fernando C. Gomez is a loving husband to his beautiful wife and partner-in-life and in dance, Ms. Sylvia Gomez, who he met in a German class over 50 years ago, and a devoted father to their highly accomplished daughter, Rebecca and her husband, Juan Valentin Cuellar, Jr., and son, Fernando and his wife, Nicole, and a

doting grandfather and great-grandfather to the world's most beautiful grandchildren and great grandchildren; and,

WHEREAS, Dr. Fernando C. Gomez is an avid and unabashed University of Michigan football fan who proudly displays his alma mater's maize and blue colors even while living and working deep in the heart of Texas;

NOW, THEREFORE, BE IT RESOLVED that the Board of Regents of the Texas State University System enthusiastically and unanimously adopt this Resolution, thanking Dr. Fernando C. Gomez, a modern day renaissance man, for his many contributions to the Texas State University System and to the great State of Texas.

Adopted by the Board of Regents of the Texas State University System on this fourteenth day of August 2020.

Chairman Scott noted that the remaining action item under the Miscellaneous section will be heard on Friday, August 14, 2020.

Chairman Scott noted that the following item is found on the Consent Agenda:

- TSUS: Gift Reports

This item was voted on and passed under the approval of the Consent Agenda. This item can be found immediately following the meeting minutes.

XIII. RECESS TO EXECUTIVE SESSION

Chairman Scott recessed the Board to Executive Session at 3:11 p.m. CDT in accordance with Chapter 551 of the Texas Government Code to discuss legal, real estate and personnel issues.

XIV. RECONVENE IN OPEN SESSION

The Board reconvened in open session at 5:11 p.m. CDT on Thursday, August 13, 2020.

XV. RECESS

At 5:12 p.m. CDT, Chairman Scott recessed the meeting until the following morning.

XVI. RECONVENE

The Quarterly Board of Regents meeting of the Texas State University System was reconvened on Friday, August 14, 2020 at 9:34 a.m. CDT by Chairman of the Board William Scott. The meeting was held at the Teaching Theatre of Sam Houston State University's Osteopathic Medicine Building located at 925 City Central Avenue in Conroe, TX. A quorum was present.

XVII. ATTENDANCE

Present

Chairman William Scott
Vice Chairman David Montagne
Regent Charlie Amato
Regent Garry Crain
Regent Veronica Edwards
Regent Don Flores
Regent Nicki Harle
Regent Alan Tinsley
Student Regent Amanda Lee

Absent

Regent Duke Austin

Also Present

Chancellor Brian McCall, Ph.D.; President Ken Evans, LU; President Dana Hoyt, SHSU; President Alisa White, SHSU; President Pete Gallego, SRSU; President Denise Trauth, TXST; President Lonnie Howard, LIT; President Thomas Johnson, LSC-O; President Betty Reynard, LSC-PA

XVIII. STUDENT ADVISORY BOARD (SAB) UPDATE BY VIDEO MESSAGE

Chairman Scott asked Mr. Parker, Vice President for Student Affairs at Sam Houston State University to introduce the video.

XIX. 2020 TSUS PROGRESS REPORT AND VIDEO

Chancellor Brian McCall provided a presentation on the 2020 TSUS Progress Report.

XX. CAMPUS UPDATE

Chairman Scott called on Dr. Dick Eglsaer, Provost and Vice President for Academic Affairs, to present a campus update for Sam Houston State University.

XXI. TSUS FOUNDATION UPDATE

Mr. Mike Wintemute, Executive Director of the Foundation, made a presentation to the Board regarding the current status of Foundation funds, awards and scholarships.

XXII. PERSONNEL

2020-90 TXST: Piper Professor

Upon motion of Regent Edwards, seconded by Regent Crain, with all Regents voting aye, it was ordered that the following resolution be adopted in recognition and appreciation of the honor brought to Texas State University and The Texas State University System by Dr. Ann E. Burnette, Piper Professor for 2020.

Resolution Honoring Dr. Ann E. Burnette

WHEREAS, Dr. Ann E. Burnette, Associate Professor in the Department of Communication Studies in the College of Fine Arts and Communication at Texas State University, has been named a Piper Professor for 2020 by the Minnie Stevens Piper Foundation of San Antonio, Texas; and

WHEREAS, Dr. Burnette was selected from many outstanding educators nominated throughout the State of Texas to receive this prestigious award for her dedication to the teaching profession and for her superior academic and scholarly achievements; and

WHEREAS, Dr. Burnette was nominated for the Piper Professor Award by her peers and strongly supported by her colleagues, students, and former students; and

WHEREAS, Dr. Burnette has received numerous awards, including the Communication Studies Golden Apple Award for outstanding teaching in 1994, 1996, 2006, and 2009; the "Bobcat Hero" Award for showing "leadership, kindness, and compassion" in 2008; the Alumni Association Teaching Award of Honor in 2013; the Presidential Award for Excellence in Teaching in 2015; the Southern States Communication Association John I. Sisco Award for Excellence in Teaching in 2016; the Everette Swinney Faculty Senate Excellence in Teaching Award in 2019 and 2020; and

WHEREAS, Dr. Burnette has presented at national and community events including speaking at a fundraiser event for the Turning Point Suffragist Memorial Association in Washington D. C. in 2019; and presenting and leading a discussion for the San Marcos League of Women Voters on civility and freedom of speech in political discourse in 2017; and

WHEREAS, Dr. Burnette has played a significant role in the development of faculty through her leadership of the Teaching Effectiveness Committee, which enables her to educate, evaluate, and mentor faculty; and

WHEREAS, Dr. Burnette has furthered the institution's educational mission as the cofounder of the Texas State chapter of Lambda Pi Eta National Communication Association Honor Society, promoting the intellectual development, professional development, and service contributions of communication students; and giving presentations to graduate students on best practices for submitting and presenting at academic conferences; and advising and supporting students in developing scholarly presentations and publications; and

WHEREAS, Dr. Burnette joins an illustrious group of 23 Texas State faculty members who have previously been named as Piper Professors: Emmie Craddock, 1962; Robert A. Galvan, 1968; Thomas L. Brasher, 1970; Daniel E. Farlow, 1975; Clarence C. Schultz, 1976; Henrietta Avent, 1979; Robert W. Walts, 1982; Beverly Chiodo, 1988; Barbara A. Hatcher, 1993; Michael J. Hennessy, 2001; Nancy F. Chavkin, 2002; Paul N. Cohen, 2003; James D. Bell, 2004; Byron D. Augustin, 2005; Christopher Frost, 2006; James E. Housefield, 2007; Brock J. Brown, 2008; Max Warshauer, 2010; Steven R. Furney, 2012; Kenneth H. Margerison, Jr., 2013; Vedaraman Sriraman, 2015; Debra A. Feakes, 2016; and Dr. Steven A. Beebe, 2018; be it therefore,

RESOLVED that the entire Texas State community and the Board of Regents, The Texas State University System, honor Dr. Ann E. Burnette as Minnie Stevens Piper

Professor for 2020, the twenty-fourth Piper Professor at Texas State.

Adopted by the Board of Regents, The Texas State University System, this fourteenth day of August, 2020.

XXIII. MISCELLANEOUS

2020-91 TSUS: Resolution Honoring Student Regent Katey McCall

Upon motion of Regent Amato, seconded by Regent Montagne, with all Regents voting aye, it was ordered that the following resolution be adopted in recognition of Student Regent Katey McCall.

Resolution Honoring Student Regent Katey McCall

WHEREAS, Katey McCall, a graduate of Orangefield High School in 2017, learning well the values of hard work, honesty, and determination from her parents, Lisa and Morris Drew McCall, Jr.; and,

WHEREAS, Katey McCall is a junior in the Reaud Honor College of Lamar University with a major in political science, and minor in legal studies; and,

WHEREAS, Katey McCall, upon the recommendations of the Student Government Association, University President Ken Evans and System Chancellor Brian McCall, earned Governor Greg Abbott's appointment as a Student Regent, serving from June 1, 2019, through May 31, 2020; and,

WHEREAS, Katey McCall has earned multiple awards and scholarships, including participation in the New Leadership Texas Conference for Women Interested in Policy (2019); Regional Moot Court Tournament Sweet 16 Finalist (2018); Lamar University Academic Excellence Award; Alpha Delta Pi High Academic Achievement Award; Bridge City Chamber of Commerce Student of the Month; Linebarger Law Firm Scholarship; Academic Excellence Scholarship; Keown Charitable Foundation Academic Scholarship; Interscholastic League Scholar Award; Bridge City – Orangefield Rotary Club Recognition Award; DuPont SWR Employee Scholarship; and the Five Point Credit Union Scholarship; and,

WHEREAS, Katey McCall has generously given her time, energy, and effort to her university and community through volunteer activities, including assisting the Humane Society of Southeast Texas with care of its dogs; serving as co-president of the volunteer organization, Caring Cardinals; and participating in Cardinals Beyond Borders (inclusion group to welcome and assist out-of-country students); and,

WHEREAS, Katey McCall is active in numerous organizations, frequently in leadership roles, including Delta Beta Chapter of Alpha Delta Pi (Executive Vice President and Historian); Order of Omega Greek Honors Society (Vice President); Pi Sigma Alpha Political Science Honors Society (Vice President); Student Government (Senator); Lamar Ambassador; College Panhellenic Council Judicial Board; Lamar University Moot Court Team; Lamar University Pre-Law Society; and is a member of Omega Greek Honors Society, Pi Sigma Alpha Political Science Honors Society, and the Honors Student Association; and,

WHEREAS, Katey McCall has well served this Board, its institutions and students as a Student Regent, devoting considerable time and effort to her regent's duties and

bringing to the Board her strong work ethic and passion for serving others;

NOW, THEREFORE, BE IT RESOLVED that the Board of Regents of the Texas State University System enthusiastically and unanimously adopt this Resolution, recognizing Katey McCall as among the best and brightest of her generation of students and thanking her for her exceptional service to The Texas State University System, its component institutions, their students, faculty and staff.

Adopted by the Board of Regents of the Texas State University System on this fourteenth day of August 2020.

XXIV. CONSENT AGENDA

Chairman Scott asked if there were any items that Regents wanted to remove from the Consent Agenda. No items were removed from the Consent Agenda.

2020-92 TSUS: Approval of Consent Agenda

Upon motion of Chairman Scott, seconded by Regent Harle, with all Regents voting aye, it was ordered that except for items removed from the Consent Agenda at the request of at least one Regent, all Consent Agenda items are approved

XXV. GENERAL MOTIONS

Chairman Scott outlined one general informational item regarding the schedule of upcoming board meetings:

Date:

Host:

City:

November 19 – 20, 2020

Lamar University

Beaumont

XXVI. ADJOURNMENT

Chairman Scott adjourned the meeting at 10:20 a.m. CDT.

Attested by:

Brian McCall, Ph.D.

Chancellor and Secretary to the Board

CONSENT/APPENDIX

CONSENT – ACADEMIC AND HEALTH AFFAIRS

LU: Change the Name of the Office of Planning and Assessment to University Planning Assessment

Lamar University is authorized to change the name of the Office of Planning and Assessment to University Planning and Assessment effective Fall 2020.

Explanation

Lamar University proposes to change the title of its Office of Planning and Assessment to University Planning and Assessment.

This name change reflects and will reinforce the expanded scope and mission of the department and lead to a clearer definition of the department's role within the university organization.

The renamed office of the University Planning & Assessment will include the current functions of planning, assessment and compliance activities for Lamar University. However, these functions will expand to include monitoring of the university strategic plan, curriculum planning and academic program reviews. Assessment activities will include academic and administrative assessment as well as oversight of the quality enhancement plan. Compliance activities will expand beyond SACSCOC accreditation, to include program accreditation and faculty credential review, as well as oversight of Texas HB 2504 implementation.

LU: Changes to the Bachelor of Science in Electrical Engineering degree plan

Lamar University is authorized to alter the Bachelor of Science in Electrical Engineering degree plan effective fall 2020 to include a course in Advanced Circuit Labs.

Explanation

The Electrical Engineering Department seeks to modify the Bachelor of Science degree program and requests approval. The specific change is listed below:

Add ELEN 3101 Advance Circuits Lab

The proposed action allows the introduction of the hard- and software currently used for the transition of Community College students in the 2 + 2-degree maps of the LUEE Undergraduate Curriculum.

The total hours required will remain the same at 120 hours.

LU: Merge Bachelor of Arts in Applied Science and Bachelor of General Studies degrees into Bachelor of (Arts or Science) in University Studies.

Lamar University is authorized to merge the existing Bachelor of Applied Arts and Sciences and the Bachelor of General Studies into a new Bachelor of University Studies. This action will be effective Spring 2021.

Explanation

The College of Arts and Sciences is requesting to consolidate the Bachelor of Applied Arts and Sciences and the Bachelor of General Studies effective Spring 2021 into a new Bachelor of University Studies degree.

The original programs are both interdisciplinary and allow students to create a generalized and personalized degree plan. The BAAS was designed for non-traditional students, requires students to have either 45 hours of transfer credit, to have been out of school for five years, or to have three years of military service. The program accepts technical credit and includes a pathway for students to count workforce experience for academic credit. The Bachelor of General Studies (BGS) is a multidisciplinary degree open to all students. Students in this program choose three areas of concentration based on personal interests. In both departments, students are required to take two courses (AASC 3301 and AASC 4301) which focus on goal setting portfolio development, workforce readiness skills, and require students to articulate the reasons for their chosen courses.

University Studies will provide greater flexibility and workforce readiness for Lamar students. University Studies will offer degree plans that contain two or three area concentrations that have been pre-selected by the University studies department to meet workforce needs. These degree paths will be identified on transcripts (e.g., B.S. In University Studies – Business Concentration, B.S. in University Studies - Health Services Concentration, B.A. in University Studies - Liberal Arts Concentration) that will allow students to better market themselves to employers after graduation. The program of courses (the name after the dash) will only appear on the transcript, not the diploma.

There is no cost associated with the combination of these degree programs. We are combining courses already offered and renaming the degree. As both programs are housed in the College of Arts and Sciences, no additional faculty, advising, or administrative staff will be required.

DEGREE PLANS

Bachelor of Science, University Studies Multidisciplinary Studies (120 Hours)

Recommended Course of Study

| YEAR I (Freshman) – FALL (15 Hours) | YEAR 2 (Freshman) – SPRING (15 Hours) |
|--|--|
| ENGL 1301 Mathematics Core ¹ American History Core ³ Communication Core ⁴ Elective | ENGL 1302 Component Area II Mathematics Core ² American History Core ³ Social/Behavioral Science ⁵ Elective |
| YEAR 2 (Sophomore) – FALL (15 Hours) | YEAR 2 (Sophomore) – SPRING (15 Hours) |
| POLS 2301 Life/Physical Sciences Core ⁶ Language/Philosophy/Culture Core ⁷ Creative Arts ⁸ Elective | POLS 2302 Life/Physical Sciences Core ⁶ AASC 3301 Advanced Elective Elective |
| YEAR 3 (Junior) – FALL (15 Hours) | YEAR 3 (Junior) – SPRING (15 Hours) |
| Elective Elective Advanced Elective Advanced Elective ENGL 3311 | Elective Elective Advanced Elective Advanced Elective Advanced Elective |
| YEAR 4 (Senior) – FALL (15 Hours) | YEAR 4 (Senior) – SPRING (15 Hours) |
| Elective Elective Advanced Elective Advanced Elective Advanced Elective | Elective Elective Advanced Elective Advanced Elective AASC 4301—Senior Seminar |

**Bachelor of Science, University Studies
2 Concentrations Track
(120 hours)**

Recommended Course of Study

| YEAR I (Freshman) – FALL (15 Hours) | YEAR 2 (Freshman) – SPRING (15 Hours) |
|--|--|
| ENGL 1301 Mathematics Core ¹ American History Core ³ Communication Core ⁴ Elective | ENGL 1302 Component Area II Mathematics Core ² American History Core ³ Social/Behavioral Science ⁵ Elective |
| YEAR 2 (Sophomore) – FALL (15 Hours) | YEAR 2 (Sophomore) – SPRING (15 Hours) |
| POLS 2301 Life/Physical Sciences Core ⁶ Language/Philosophy/Culture Core ⁷ Creative Arts ⁸ Elective | POLS 2302 Life/Physical Sciences Core ⁶ AASC 3301 Advanced Elective—Concentration 1 Elective |
| YEAR 3 (Junior) – FALL (15 Hours) | YEAR 3 (Junior) – SPRING (15 Hours) |
| Elective Elective Advanced Elective—Concentration 1 Advanced Elective—Concentration 2 ENGL 3311 | Elective Elective Advanced Elective—Concentration 1 Advanced Elective—Concentration 2 Advanced Elective—Concentration 2 |
| YEAR 4 (Senior) – FALL (15 Hours) | YEAR 4 (Senior) – SPRING (15 Hours) |
| Elective Elective Advanced Elective—Concentration 1 Advanced Elective—Concentration 2 Advanced Elective | Elective Elective Advanced Elective Advanced Elective AASC 4301 |

**Bachelor of Science, University Studies
3 Concentrations Track
(120 hours)**

Recommended Course of Study

| YEAR I (Freshman) – FALL (15 Hours) | YEAR 2 (Freshman) – SPRING (15 Hours) |
|--|--|
| ENGL 1301 Mathematics Core ¹ American History Core ³ Communication Core ⁴ Elective | ENGL 1302 Component Area II Mathematics Core ² American History Core ³ Social/Behavioral Science ⁵ Elective |
| YEAR 2 (Sophomore) – FALL (15 Hours) | YEAR 2 (Sophomore) – SPRING (15 Hours) |
| POLS 2301 Life/Physical Sciences Core ⁶ Language/Philosophy/Culture Core ⁷ Creative Arts ⁸ Elective | POLS 2302 Life/Physical Sciences Core ⁶ AASC 3301 Advanced Elective—Concentration 1 Elective |
| YEAR 3 (Junior) – FALL (15 Hours) | YEAR 3 (Junior) – SPRING (15 Hours) |
| Elective Elective Advanced Elective—Concentration 1 Advanced Elective—Concentration 2 ENGL 3311 | Elective Elective Advanced Elective—Concentration 1 Advanced Elective—Concentration 2 Advanced Elective—Concentration 3 |
| YEAR 4 (Senior) – FALL (15 Hours) | YEAR 4 (Senior) – SPRING (15 Hours) |
| Elective Elective Advanced Elective—Concentration 1 Advanced Elective—Concentration 2 Advanced Elective—Concentration 3 | Elective Elective Advanced Elective—Concentration 2 Advanced Elective—Concentration 3 AASC 4301 |

LU: Modification of existing Bachelor of Science in Speech and Hearing Services

Lamar University is authorized to modify the existing Bachelor of Science in Speech and Hearing Sciences.

Explanation

To fully meet requirements from our accrediting agency (Council on Academic Accreditation-American Speech Language and Hearing Association) we have re-organized the sequence of courses and number of courses required in the major field of study. We move to include 12 hours of introductory courses, 12 hours of foundation courses, 12 hours of core courses, and 21 hours of major electives. We move to have 21 hours of related professional electives in which 12 must be at 3000 level or above.

LU: Modification of the Online Master of Music in Music Education degree plan

Lamar University is authorized to modify the online Master of Music with concentration in Music Education from 36 to 30 credit hours. This action will be effective Spring 2021.

Explanation

The Mary Morgan Moore Department of Music seeks to offer the Master of Music degree with a concentration in Music Education as a 30-hour program, instead of the existing 36-hour program. The 36-hour program required additional courses in one of 2 tracks: band or choral. The 30-hour program would provide the same hours for all students seeking a graduate degree in music education. This change parallels the certification in Texas as the music certification does not specify band, orchestra, instrumental, or choral but simply Music. (The differences in music certification in Texas are according to grade levels.)

Delivering classes online has proven safe and very appealing. The Department of Music has a strong core of graduate professors and excellent leadership who are committed to the program's success. No additional resources are needed.

Potential students seeking admission to this degree program must meet the current requirements for admission, which are outlined in the Graduate Catalog. With the degree currently offered in a distance-learning format, this degree is designed to help music educators – especially those living at a distance from a university – advance musicianship and develop new concepts in music education that may be applied to their particular fields. The program will continue to offer coursework in core music subjects (Music Theory and Music Literature) and Music Education courses.

DEGREE PLAN

Twelve hours in Music Theory and Music Literature:

| | |
|-----------|---|
| MUTY 5350 | Twentieth Century Harmony |
| MUTY 5370 | Analytical Techniques |
| MULT 5365 | Bach and Beethoven |
| MULT 5391 | Pop Music of the 20 th Century |

Eighteen hours in Music Education chosen from the following list:

| | |
|-----------|--------------------------------------|
| MUED 5310 | Computer Applications in Music |
| MUED 5320 | Music Reference, Research, Writing |
| MUED 5330 | Basic Concepts in Music Education |
| MUED 5321 | Inquiry in Music Education |
| MUED 5331 | History of Music Education in the US |
| MUED 5332 | Survey of Music Teaching Methods |
| MUED 5335 | Music Integration |
| MUSI 5390 | Thesis (required one of two) |
| MUSI 5391 | Thesis (required two of two) |

LU: Name change for the Dan F. Smith Department of Chemical Engineering to include the area of Biomolecular Engineering.

Lamar University is authorized to rename the Dan F. Smith Department of Chemical Engineering in the College of Engineering to the Dan F. Smith Department of Chemical and Biomolecular Engineering in the College of Engineering effective Fall 2020.

Explanation

The College of Engineering is requesting to change the name of the Dan F. Smith Department of Chemical Engineering to recognize the expanded knowledge and research areas in Biomolecular engineering currently being undertaken by faculty and students. The focus on biomolecular will expand options for students, faculty and graduates to examine areas as diverse as COVID-19, to pre-medicine to biotechnology. The change is designed to build on the expertise of faculty in the traditional area of chemical and petrochemical engineering to be more inclusive.

LU: Restructuring of the Bachelor of Business Administration-Management Information Systems curriculum with the addition of two tracks: Enterprise Systems and Business Analytics

Lamar University is authorized to restructure the existing Bachelor of Business Administration-Management Information System curriculum and by the addition of two tracks, Enterprise Systems and Business Analytics in the Management Information System major, effective January 2021. These options will be available on-campus, online and hybrid.

Explanation

Lamar University requests the change to make the Bachelor of Business Administration-Management Information System curriculum more attractive, flexible, and up to date. Nearly 90 percent of employers indicate their business intelligence and data analytics needs will increase in the future. While many universities offer an MS in Business Analytics in the State of Texas, only a few have a Business Analytics and Enterprise Systems emphasis at the undergraduate level. This program will enable Lamar University to increase enrollment by restructuring the existing curriculum. The proposed revision has been approved by the Lamar University Undergraduate Council.

Objectives

Currently, the Department of Information Systems and Analysis in the College of Business at Lamar University offers a Bachelor of Business Administration-Management Information System program which is 100% face-to-face. We propose to restructure the major and offer two tracks within the Bachelor of Business Administration-Management Information System curriculum. Students majoring in Management Information Systems will take four core courses and one of the following two tracks: 1) Enterprise Systems, 2) Business Analytics.

Students will take all four core courses for the Management Information Systems: MISY 3340, MISY 3370, MISY 4350, and MISY 4380. The Enterprise Systems track consists of any four of the following courses: MISY 3360, MISY 3395, MISY 4370, and MISY 4340.

MISY 3340 -IS Infrastructure
MISY 3370 -IS Analysis and Design
MISY 4350 - Project Management & Practice
MISY 4380- IS Development

MISY 3360 -Visual Basic Development
MISY 3395 -E-Commerce Design and Development
MISY 4340 – Business Intelligence and Analytics
MISY 4370-ERP Overview
MISY 4390 -Special Topics in MIS

The Business Analytics track consists of the seven courses listed below, of which five are currently in the MISY inventory. Students can take any four of these courses:

MISY 3321 -Spreadsheets for Business Analytics
MISY 3341 -Data Visualization
MISY 3350 -Programming for Business Analytics
MISY 3390 -Data Mining
MISY 4340 -Business Intelligence and Analytics

ECON 4370 -Economics Analytics -**new course**
MKTG 4380-Marketing Analytics -**new course**

Specifically, the objective of restructuring the BBA-MIS program is to provide options and increase marketable skills for graduates of the program.

LU: Restructuring the College of Business

Lamar University is authorized to change the structure of the College of Business so the college has two academic units; School of Accounting and Information Systems and Department of Business

Explanation

Lamar University proposes to change the structure of its College of Business to have two academic units:

- School of Accounting and Information Systems
- Department of Business

The change to two academic units will move the college to a more efficient structure both operationally and financially.

A number of departments of accounting have changed to “schools” in order to recognize they serve a distinct and broadly recognized profession, train students for the CPA, and have a devoted and professional alumni base. The department has an active alumni base and Board of Advisors who have established and funded an endowment of over \$1 million for enhancement of the accounting programs.

The addition of the “information systems” area to the school’s name and the information systems curricula to the school’s programs is a recognition of the importance of information systems to the accounting profession and to business and management in general.

The Department of Business will administer the General Business program and the remainder of the other business majors in the college: Finance, Management, and Marketing.

SHSU: Degree Program Reinstatement, Designation Change, Title Change—Master of Arts in Teaching

Sam Houston State University is authorized to implement the following changes in the School of Teaching and Learning (05 2805), within the College of Education (05 0850), to be implemented January 1, 2021:

- 1) To withdraw the prior request for deletion and to reinstate the Master of Arts in Teaching (13.0301.00) degree program;
- 2) To change the title of the Master of Arts in Teaching (13.0301.00) to a Master of Arts in Teaching and Learning; and
- 3) To change the degree program designation from a Master of Arts (M.A.) to a Master of Education (M.Ed.).

Explanation

1) Reinstatement: The Master of Arts in Teaching degree program was previously submitted for withdrawal by a prior department administrator. Recent changes in the economy and existing job market have prompted many inquiries to the College of Education regarding this degree. Due to potential student demand, as well as the vision of department leadership to support potential students wishing to build upon their existing degrees and work experience to become educators, the faculty of the School of Teaching and Learning wish to reinstate the degree.

2) Title Change: The proposed degree program title of Master of Arts in Teaching and Learning more closely reflects what students who choose the degree program would be seeking to accomplish. Students who select this degree program will study pedagogy, build upon an existing degree, and gain career experience to become initially certified classroom teachers.

3) Degree Designation Change: The current degree program designation of Master of Arts can be confusing and allows for a misconception of the degree's purpose. For example, the current designation does not accurately reflect the degree program's focus on education nor its potential to assist in workforce readiness by preparing students to pursue curriculum that focusses specifically on education, the pedagogy of teaching, and the science of learning for students seeking initial teacher certification.

A review of similar programs nationwide indicates that the Master of Education designation is more commonly used for initial teacher certification programs, while Master of Arts designation is more commonly used for programs where students already certified as teachers enhance their knowledge and skills in the field. Stephen F. Austin State University, Texas State University, and the University of North Texas are just a few of the universities with this degree designation for master's degree programs designed for the preparation of initial teaching certification.

SHSU: Certificate Program, Addition—Undergraduate Certificate in Criminal Justice Equity and Inclusion

Sam Houston State University is authorized to offer an online certificate program, leading to the Undergraduate Certificate in Criminal Justice Equity and Inclusion, housed in the Department of Criminal Justice and Criminology (0629) within the College of Criminal Justice (03 0740) to be implemented upon final approval by the TSUS Board of Regents and the Texas Higher Education Coordinating Board.

Explanation

Within the criminal justice system, issues of social diversity, inequality, discrimination, cultural differences, and the experiences of marginalized groups are often not well understood. Undergraduate criminal justice degree programs across the nation have increasingly recognized the need to address these issues, which often comes in the form of a single course offering added to existing bachelor's degree programs. However, a single course offering prevents students from developing in-depth knowledge in each of these topic areas. Furthermore, such courses are typically limited to those seeking a bachelor's degree, which excludes a group of people who could benefit greatly: non-degree seeking professionals already working in the criminal justice field.

The proposed Undergraduate Certificate in Criminal Justice Equity and Inclusion is a 12-credit-hour program developed for criminal justice working professionals as well as current students who plan to work in the field. Upon completion of the undergraduate certificate, graduates will be able to successfully recognize how issues of equity and inclusion apply to criminal justice professionals' interactions with offenders, victims, and the general public as well as how these issues affect workforce-related matters in criminal justice.

Nationally, criminal justice employers have become increasingly aware of the importance of employees having a capacity to understand diversity issues, which has stemmed, in part, from repeated instances of racial/ethnic relational issues faced by the criminal justice system. For example, the 2015, 21st Century Policing Task Force report highlighted the importance of recognizing diversity in law enforcement, which has led to initiatives to increase diversity awareness by the U.S. Department of Justice. Furthermore, recent reforms by the American Corrections Association include principles that focus on humanity, justice, and accountability to address the disparities that exist within correctional settings.

In Texas, January 2019, in order to identify relevant training topics for the next state mandated police chief leadership training series, the Law Enforcement Management Institute (LEMIT) conducted focus groups of Texas police chiefs. A topic that was consistently emphasized in these groups was the need to successfully address diversity, cultural, and demographic issues currently facing law enforcement in the state.

In addition, significant increases in course enrollments, the need for new classes, the offering of both online and face-to-face delivery methods, and the recent approval of the Minor in Criminal Justice Equity and Inclusion (to be offered beginning the 2020-2021 academic year at Sam Houston State University), combined with the aforementioned job market needs, serve as short-term evidence for student demand for this undergraduate certificate. Significant increases in recent enrollments for CRIJ 4385 Criminal Justice & Social Diversity is one metric as this class

is 1) included in the proposed certificate, 2) focused on the substantive content area of the proposed certificate, and 3) has been in our course inventory long enough to examine student demand. From academic year 2014 to 2015 to the academic year 2017 to 2018, the department averaged 8 sections of CRIJ 4385. However, in spring 2019, 11 sections were necessary (6 online and 5 face-to-face), which served 438 enrolled students to meet the needs of our majors. The increase of three sections, which include approximately 120 additional students, indicates an upward trajectory in enrollment for this class.

The interest generated by the CRIJ 4385 Criminal Justice & Social Diversity course led to the creation of two additional courses: CRIJ 4336 Understanding Human Behavior and CRIJ 4387 Multiculturalism in Criminal Justice. The content of both courses complement the social diversity class. When packaged together, the proposed classes for the certificate provide students with a well-rounded understanding of how issues of equity and inclusion apply to the criminal justice system. In fact, proposed courses for the certificate are already a part of the curriculum for the Minor in Criminal Justice Equity and Inclusion. While the purpose of the minor is to serve current degree-seeking Sam Houston State University students, the purpose of the certificate is to primarily serve working criminal justice professionals. Since the certificate will be offered in both face-to-face and online formats, the flexibility in mode of delivery will serve to increase the attractiveness of the certificate program to working practitioners in the field.

While the short-term evidence for student demand is supported by internal metrics, long-term evidence also exists externally. In developing the certificate, an assessment of similar certificate offerings was conducted. Across the US, eight programs currently offer similar certificates in diversity or social justice: Ohio State University (Diversity, Equity, and Inclusion Certificate); Penn State University (Certificate in Diversity Studies); the University of Cincinnati (Social Justice Certificate); Arizona State University (Socio-Legal Studies Certificate); Old Dominion University (Certificate in Diversity Studies); Webster University (Diversity and Identity Certificate); and the University of North Texas (Peace Studies Certificate).

However, within Texas, only the University of North Texas (UNT) has a similar certificate offering. This certificate program is housed within the Peace Studies Department, which has existed since 2000, providing evidence that demand for this content area has been sustained within the state for 20 years. It should be noted, however, that University of North Texas' certificate takes a political science approach. In fact, very few of the certificates currently offered focus exclusively on criminal justice issues, which distinguishes the proposed certificate from other current certificate offerings.

The State of Texas employs approximately 71,000 sworn and civilian law enforcement personnel across 570 agencies; 30,000 state correctional officers across 106 facilities; and 1,400 parole officers across 67 district offices. The College of Criminal Justice at Sam Houston State University confers approximately one-fourth of all criminal justice bachelor's degrees in the state. Therefore, the number of criminal justice professionals within the state, coupled with the College of Criminal Justices' significant influence in providing higher education programs, provides a unique opportunity to highlight diversity issues within the state's criminal justice system by offering the proposed certificate program.

SHSU: Relocation—Graduate Certificate in Effective Online Instruction

Sam Houston State University is authorized to implement the following change within the College of Education (05 0850) to be implemented September 1, 2020:

1. To relocate the non-degree Graduate Certificate in Effective Online Instruction (13.0301.00) from the School of Teaching and Learning (05 2805) to the Department of Library Science and Technology (1751).

Explanation

The non-degree Graduate Certificate in Effective Online Instruction was designed to prepare students to teach and provide professional development in an online environment. When the certificate was created, the Master of Education in Instructional Systems Design and Technology, as well as the courses associated with the Graduate Certificate in Effective Online Instruction, were located within the Department of Curriculum and Instruction. As of Fall 2018, this Department underwent a department name change to the School of Teaching and Learning.

In Fall 2018, the Master of Education in Instructional Systems Design and Technology, and the courses associated with the Graduate Certificate in Effective Online Instruction, were relocated to the Department of Library Science and Technology. In addition, the faculty who support the graduate certificate were relocated with the degree program and courses. However, at that time, inadvertently, the Graduate Certificate in Effective Online Instruction was not relocated. Therefore, by moving the graduate certificate to the Department of Library Science and Technology, students interested in pursuing the Graduate Certificate in Effective Online Instruction will be better served since both the courses and the faculty members who teach the graduate-level courses that are part of this certificate will be identified with the same department: Library Science and Technology.

LIT: Revision of Health Informatics Certificate

Lamar Institute of Technology (LIT) is authorized to make a minor curricular change to the current Health Informatics Certificate to be implemented upon final approval by the TSUS Board of Regents and the Texas Higher Education Coordinating Board effective Fall 2020.

Explanation

Upon the recommendation of the Health Information Technology advisory committee, HITT 2339 course was added to the Health Informatics Certificate. The course is designed to prepare students for organization and supervision in the workplace.

Add: HITT 2339 Health Information Organization and Supervision

LIT: Revision of Health Information Associate of Applied Science

Lamar Institute of Technology (LIT) is authorized to make minor curricular changes to its current Health Information Associate of Applied Science degree to be implemented upon final approval by the TSUS Board of Regents and the Texas Higher Education Coordinating Board to be effective Fall 2020.

Explanation

Upon the recommendation of the Health Information Technology advisory committee, the following course revisions of HITT 2239 to HITT 2339 and HITT 2471 to HITT 2430 to the Health Information Associate of Applied Science are proposed.

Change: HITT 2471 Pathophysiology and Pharmacology to HITT 2430 Pathophysiology and Pharmacology

Change: HITT 2239 Health Information Organization and Supervision to HITT 2339 Health Information Organization and Supervision

LIT: Revision of Medical Coding Specialist Certificate

Lamar Institute of Technology (LIT) is authorized to make minor curricular changes to its current Medical Coding Specialist Certificate to be implemented upon final approval by the TSUS Board of Regents and the Texas Higher Education Coordinating Board effective Fall 2020.

Explanation

Upon the recommendation of the Health Information Technology advisory committee, the addition of the HITT 2339 course and revision of HITT 2471 to HITT 2430 to the Medical Coding Specialist Certificate are proposed to the award.

Add: HITT 2339 Health Information Organization & Supervision

Change: HITT 2471 Pathophysiology and Pharmacology
 TO
 HITT 2430 Pathophysiology and Pharmacology

LIT: Revision of Associate of Applied Science in Welding Technology

Lamar Institute of Technology (LIT) is authorized to make a minor curricular change to the following Associate of Applied Science in Welding upon approval by the TSUS Board of Regents and the Texas Higher Education Coordinating Board effective Fall 2020.

Explanation

Upon the recommendation of the Welding advisory committee, LIT revised the course offering of the degree to provide increased structural welding skills for the workforce. The revision of the Associate of Applied Science will allow students to have a combination degree that includes structural and pipe.

Add: WLDG 1407 Intro to Welding Using Multi Processes

Delete: PFPB 2307 Pipe Fabrication and Installation

LIT: Revision and Title Change of Welding Certificate to Structural Welding Level I Certificate

Lamar Institute of Technology (LIT) is authorized to revise the existing Level I Welding Certificate to offer a Level I Structural Welding Certificate, to be implemented upon final approval by the TSUS Board of Regents and the Texas Higher Education Coordinating Board effective Fall 2020.

Explanation

Upon the recommendation of the Welding advisory committee, the revision of the course offerings of the certificate will meet the demands of the workforce. The Bureau of Labor Statistics predicts there will be 437,441 welding jobs by 2028.

Add: WLDG 1407 Intro to Welding Using Multi-Processes

Delete: WLDG 2406 Intermediate Pipe Welding

Delete: WLDG 1437 Intro to Welding Metallurgy

LSCO: Program Deletion – Physical Therapist Assistant Department

Lamar State College Orange is authorized to delete one program within the Physical Therapist Assistant, effective for the Fall 2020 semester.

- Physical Therapist Assistant AAS Associate of Applied Science – 53 program hours

Explanation

Requesting the deletion of the Physical Therapist Assistant program which was submitted and approved to become effective January 1, 2009 and was never implemented. The approved award was not updated when THECB degree requirements were implemented in 2012. Due to current budgetary constraints related to COVID-19, there are no immediate plans to launch the program.

TSUS: Curriculum Changes

The proposed Course Additions, Deletions and Changes are approved.

Explanation

In accordance with the System *Rules and Regulations, Chapter III, Section 1.(10) Curriculum Matters, Subsection 1.(10)2 Course additions, deletions, and changes* shall be submitted to the Board of Regents for approval.

CURRICULUM INVENTORY REPORT

Lamar University

August 2020

| COLLEGE/ Academic Unit | COURSE ADDITIONS | COURSE DELETIONS | COURSE TITLE CHANGES | NET ADDITIONS/ DELETIONS |
|---|---------------------|---------------------|----------------------------|--------------------------------|
| COLLEGE OF BUSINESS | | | | |
| Economics and Finance | 1 | | | 1 |
| Information Systems and Analysis | 1 | | 6 | 1 |
| Management and Marketing | 2 | | | 2 |
| COLLEGE OF EDUCATION AND HUMAN DEVELOPMENT | | | | |
| Teacher Education | 1 | | | 1 |
| COLLEGE OF ENGINEERING | | | | |
| Civil and Environmental Engineering | 4 | | | 4 |
| Electrical Engineering | 1 | | | 1 |
| Industrial Engineering | 2 | | | 2 |
| COLLEGE OF FINE ARTS AND COMMUNICATION | | | | |
| Music | 1 | | | 1 |
| TOTAL | 13 | | 6 | 13 |

COLLEGE OF BUSINESS

Economics and Finance

ADDITION

ECON 4370 Economics Analytics

Information Systems and Analysis

ADDITION

BUSI 2305 Business Statistics

CHANGES

MISY 3321 Network Administration I

TO

MISY 3321 Spreadsheets for Business Analytics

MISY 3341 Router Configuration and LAN Management

TO

MISY 3341 Data Visualization

MISY 3350 Java Development

TO

| | | |
|------|------|--------------------------------------|
| MISY | 3350 | Programming for Business Analytics |
| MISY | 3360 | Visual Basic Development |
| TO | | |
| MISY | 3360 | Fundamentals of Software Development |
| MISY | 3390 | E-Commerce Technologies |
| TO | | |
| MISY | 3390 | Data Mining |
| MISY | 4340 | Multimedia Applications |
| TO | | |
| MISY | 4340 | Business Intelligence and Analytics |

Management and Marketing

ADDITION

| | | |
|------|------|--|
| BUSI | 3300 | Critical Thinking Business Decision Making |
| MKTG | 4380 | Marketing Analytics |

COLLEGE OF EDUCATION AND HUMAN DEVELOPMENT

Teacher Education

ADDITION

| | | |
|------|------|--------------------------|
| PEDG | 5307 | Introduction to Research |
|------|------|--------------------------|

COLLEGE OF ENGINEERING

Civil and Environmental Engineering

ADDITION

| | | |
|------|------|---|
| CVEN | 5335 | Sustainability: Engineering with Nature |
| CHEN | 6375 | Plant Safety and Security |
| CHEN | 6378 | Data Analysis for Engineers |
| CHEN | 5379 | Applied Bioprocess and Fermentation Engineering |

Electrical Engineering

ADDITION

| | | |
|------|------|------------------------------|
| ELEN | 3101 | Advanced Circuits Laboratory |
|------|------|------------------------------|

Industrial Engineering

ADDITION

| | | |
|------|------|-----------------------------|
| INEN | 4331 | Technology Entrepreneurship |
| INEN | 5331 | Technology Entrepreneurship |

COLLEGE OF FINE ARTS AND COMMUNICATION

Communication

ADDITION
 COMM 5301 Introduction to Communication

Music

ADDITION
 MUSI 1181 Class Piano I

CHANGES TO APPENDIX A OF ACADEMIC PARTNERSHIP AGREEMENT

| ONLINE ACADEMIC PARTNERSHIP PROGRAM CHANGES | PROGRAM ADDITIONS | PROGRAM DELETIONS | PROGRAM CHANGES | NET ADDITIONS/ DELETIONS |
|--|--------------------------|--------------------------|------------------------|---------------------------------|
| Fall 2020 | 5 | | | 5 |
| Spring 2021 | 12 | | | 12 |
| Fall 2021 | 14 | | | 14 |
| Deletions/Changes/Separations | | 9 | 2 | 9 |
| TOTAL | 31 | 9 | 2 | 22 |

ONLINE ACADEMIC PARTNERSHIP PROGRAMS

**Fall 2020
 ADDITION**

MBA Business Analytics
 MBA Financial Management
 MBA Management Information Systems
 MBA Dual MBA/MIS
 Certificate Business Analytics

**Spring 2021
 ADDITION**

MBA Public Health
 MBA Ed Leadership
 MBA Public Administration
 Certificate ERP
 Certificate Leadership
 Certificate Constructional Project Management
 Certificate Forensic Auditing
 Certificate Supply Chain Management
 Certificate Gaming Development
 Certificate Conflict Resolution
 Certificate Special Education Leadership
 REPOSITION of DLL and Ed Tech

**Fall 2021
 ADDITION**

MS Computer Science
 MS Accounting

BBA Accounting
BBA Finance
BS Computer Science
BS Computer Science Info Systems
BS Computer Science Gaming Development
BS Computer Science Bioinformatics
BBA Healthcare Administration
BBA Human Resources
BBA Management Information Systems
BBA Project Management
BBA Marketing
MSN MBA

DELETIONS

MBA Accounting
MBA Port Management
Certificate in Autism
Certificate in ESL
Certificate in Gifted/Talented
Certificate in Special Education
M.Ed. Special Ed – GT
M.Ed. Special Ed – Autism
M.Ed. Teacher Leadership with a Specialization in Special Education

CHANGES

M.Ed. Counseling Development
TO
Marriage Couple & Family

M.Ed. Counseling Development
TO
Prof School Counseling

| |
|---|
| Sam Houston State University Curriculum Board Report |
|---|

| COLLEGE/ Academic Unit | COURSE ADDITIONS | COURSE DELETIONS | COURSE CHANGES: PREFIX, NUMBER AND/OR TITLE | NET ADDITIONS/ DELETIONS |
|--|-----------------------------|-----------------------------|--|---|
| COLLEGE OF ARTS AND MEDIA | | | | |
| Art | 2 | 0 | 0 | +2 |
| Dance | 2 | 0 | 0 | +2 |
| Mass Communication | 3 | 0 | 4 | +3 |
| Music | 2 | 0 | 0 | +2 |
| Theatre & Musical Theatre | 1 | 0 | 0 | +1 |
| COLLEGE OF CRIMINAL JUSTICE | | | | |
| Victim Studies | 0 | 0 | 20 | 0 |
| COLLEGE OF EDUCATION | | | | |
| Educational Leadership | 1 | 0 | 2 | +1 |
| Library Science and Technology | 1 | 0 | 0 | +1 |
| COLLEGE OF HEALTH SCIENCES | | | | |
| Family & Consumer Sciences | 1 | 0 | 0 | +1 |
| Kinesiology | 21 | 0 | 0 | +21 |
| COLLEGE OF HUMANITIES AND SOCIAL SCIENCES | | | | |
| Psychology & Philosophy | 2 | 0 | 1 | +2 |
| COLLEGE OF SCIENCE AND ENGINEERING TECHNOLOGY | | | | |
| Biological Sciences | 2 | 0 | 1 | +2 |
| Mathematics & Statistics | 2 | 0 | 0 | +2 |
| TOTAL | 40 | 0 | 28 | 40 |

COLLEGE OF ARTS AND MEDIA

Department of Art

ADDITIONS

ARTS 3314 Advanced W.A.S.H.

ARTS 3388 Art and Culture in Context

Department of Dance

ADDITIONS

DANC 1233 Intermediate Ballet

DANC 1234 Intermediate Modern Dance

Department of Mass Communication

ADDITIONS

MCOM 3369 Scholastic Media Production

MCOM 4367 Sports Reporting

MCOM 4369 Scholastic Newsroom Leadership

CHANGES

MCOM 1330 Analysis of Electronic Culture
TO
MCOM 1330 Media, Culture and Society

MCOM 3364 News Editing
TO
MCOM 3364 Editing News Copy

MCOM 4365 Online Journalism
TO
MCOM 4365 Mobile & Social Reporting

MCOM 4393 International Media
TO
MCOM 4393 Global Media

School of Music

ADDITIONS

MUSI 5362 Vocal Pedagogy and Techniques

MUSI 5365 Counterpoint and Analysis

Department of Theatre & Musical Theatre

ADDITIONS

THEA 3396 Production Practicum

COLLEGE OF CRIMINAL JUSTICE

Department of Victim Studies

CHANGES

CRIJ 5365 Seminar in Crime Victims Services and Management
TO

VCST 5365 Sem in Victim Services and Mgmt

CRIJ 3341 Aging, Crime and Victimization
TO

VCST 3341 Aging, Crime and Victimization

CRIJ 3350 Victimology
TO

VCST 3350 Victimology

CRIJ 3351 Victim Service Delivery
TO

VCST 3351 Victim Service Delivery

CRIJ 4338 Child Abuse And Neglect
TO

VCST 4338 Child Abuse And Neglect

CRIJ 4351 Trauma and Crisis Intervention
TO

VCST 4351 Trauma and Crisis Intervention

CRIJ 4370 Interviewing & Counseling
TO

VCST 4370 Interviewing & Counseling

CRIJ 4383 Family Violence
TO

VCST 4383 Family Violence

CRIJ 4390 Violence Against Women
TO

VCST 4390 Violence Against Women

| | | |
|------|------|--------------------------------|
| CRIJ | 4398 | Prblm Analysis in Vict Studies |
| TO | | |
| VCST | 4398 | Prblm Analysis in Vict Studies |
| CRIJ | 5364 | Seminar in Victimology |
| TO | | |
| VCST | 5364 | Seminar in Victimology |
| CRIJ | 5366 | Advocacy and Case Management |
| TO | | |
| VCST | 5366 | Advocacy and Case Management |
| CRIJ | 5368 | Human Sex Trafficking |
| TO | | |
| VCST | 5368 | Human Sex Trafficking |
| CRIJ | 5370 | Elder Abuse and Victimization |
| TO | | |
| VCST | 5370 | Elder Abuse and Victimization |
| CRIJ | 5371 | Interpersonal Violence |
| TO | | |
| VCST | 5371 | Interpersonal Violence |
| CRIJ | 5383 | Family Violence |
| TO | | |
| VCST | 5383 | Family Violence |
| CRIJ | 5384 | Child Abuse and Neglect |
| TO | | |
| VCST | 5384 | Child Abuse and Neglect |
| CRIJ | 5385 | Non-Profit Grant Writing |
| TO | | |
| VCST | 5385 | Non-Profit Grant Writing |
| CRIJ | 6330 | Neurobiology of Trauma |
| TO | | |
| VCST | 6330 | Neurobiology of Trauma |
| CRIJ | 6338 | Coordinating Victim Services |
| TO | | |
| VCST | 6338 | Coordinating Victim Services |

COLLEGE OF EDUCATION

Department of Educational Leadership

ADDITIONS

EDAD 6310 School Culture & Communication

CHANGES

EDAD 5332 Adm & Org of Public Schools
TO

EDAD 5332 School Leadership

EDAD 6378 Building Capacity For Tch & Lrn
TO

EDAD 6378 Instructional Supervision

Department of Library Science and Technology

ADDITIONS

ISDT 7375 Multi Analysis Learn Analytics

COLLEGE OF HEALTH SCIENCES

Department of Family & Consumer Sciences

ADDITIONS

FACS 1332 Intro to Fashion Merchandising

Department of Kinesiology

ADDITIONS

ATTR 5111 Lower Extremity Injuries Lab

ATTR 5112 Upper Extremity Injuries Lab

ATTR 5115 Non-Ortho Path Lab

ATTR 5130 Therapeutic Intervention I Lab

ATTR 5131 Therapeutic Interv. II Lab

ATTR 5210 Clinical Experiences in AT I

ATTR 5220 Clinical Experiences in AT II

ATTR 5230 Clinical Experiences in AT III

ATTR 5240 Clinical Experiences in AT IV

ATTR 5300 Inj Prev and Protect Strateg

ATTR 5310 Clinical Eval and Assess Fund

ATTR 5311 Lower Extremity Injuries
ATTR 5312 Upper Extremity Injuries
ATTR 5313 Head and Facial Injury in Spt
ATTR 5314 Spine and Pelvis Injuries
ATTR 5315 Non-Ortho Path in Sport and Ex
ATTR 5320 Acute and Emergency Care
ATTR 5330 Therapeutic Interventions I
ATTR 5331 Therapeutic Interventions II
ATTR 5340 Admin in Athletic Training
ATTR 5350 Immersive Clinical Exp in AT

COLLEGE OF HUMANITIES AND SOCIAL SCIENCES

Department of Psychology and Philosophy

ADDITIONS

PSYC 7378 Soc. & Dev. Bases of Behavior
PSYC 7388 Latent Variable Modeling

CHANGES

PSYC 7377 Emotions
TO
PSYC 7377 Cog. & Affect. Bases Behavior

COLLEGE OF SCIENCE AND ENGINEERING TECHNOLOGY

Department of Biological Sciences

ADDITIONS

BIOL 2441 Forensic Biology Concepts
BIOL 4381 Advanced Molecular Biology

CHANGES

BIOL 4480 Molecular Biology
TO

BIOL 4480 Molecular Genetics

Department of Mathematics & Statistics

ADDITIONS

MATH 6381 Connections: Alg, Trig, Comb

MATH 6382 Issues in Undergrad Math Ed

SUL ROSS STATE UNIVERSITY

S U M M A R Y T A B L E

SHOWING MAGNITUDE OF REQUESTS FOR THE ADDITION, DELETION, AND
CHANGES IN COURSES

| <u>PROGRAM</u> | <u>COURSE ADDITIONS</u> | <u>COURSE DELETIONS</u> | <u>COURSE CHANGES: PREFIX, NUMBER, AND/OR TITLE</u> | <u>NET ADDITIONS/ DELETIONS</u> |
|---|-----------------------------|-----------------------------|---|---|
| ****<u>COLLEGE OF EDUCATION AND PROFESSIONAL STUDIES</u>**** | | | | |
| <u>Department:</u> | | | | |
| Kinesiology and Human Performance | 2 | 0 | 0 | 2 |
| TOTAL | 2 | 0 | 0 | 2 |

COLLEGE OF EDUCATION AND PROFESSIONAL STUDIES

Department of Kinesiology and Human Performance

ADDITIONS

KES KES 4361 Special Topics in Kinesiology

KES KES 5301 Advanced Special Topics in Kinesiology

**Lamar Institute of Technology
August 2020**

| COLLEGE/ Academic Unit | COURSE ADDITIONS | COURSE DELETIONS | COURSE CHANGES: PREFIX, HRS, NUMBER AND/OR TITLE | NET ADDITIONS/ DELETIONS |
|--------------------------------------|-----------------------------|-----------------------------|---|---|
| ALLIED HEALTH AND SCIENCES | | | | |
| Health Informatics Cert. | 1 | 0 | 0 | 1 |
| Medical Coding Specialist Cert. | 1 | 0 | 1 | 1 |
| Health Information Technology A.A.S. | 0 | 0 | 2 | 0 |
| TECHNOLOGY | | | | |
| HVAC Certificate Level I | 0 | 0 | 0 | 0 |
| SMAW Welding Certificate Level I | 0 | 0 | 0 | 0 |
| Pipe Welding Certificate Level II | 2 | 4 | 0 | -2 |
| Structural Welding Certificate | 1 | 2 | 0 | -1 |
| Welding Technology A.A.S. | 1 | 1 | 0 | 0 |
| TOTAL | 11 | 7 | 0 | 4 |

ALLIED HEALTH AND SCIENCES

Revision: Health Informatics Certificate (Effective August 2020)

ADDITIONS

HITT 2339 Health Information Organization & Supervision

Revision: Medical Coding Specialist Certificate (Effective August 2020)

ADDITIONS

HITT 2339 Health Information Organization & Supervision

CHANGE

HITT 2430 Pathophysiology and Pharmacology

TO
HITT 2471 Pathophysiology and Pharmacology

Revision: Health Information Technology Associate of Applied Science (Effective August 2020)

CHANGE

HITT 2471 Pathophysiology and Pharmacology

TO
HITT 2430 Pathophysiology and Pharmacology

HITT 2239 Health Information Organization & Supervision

TO
HITT 2339 Health Information Organization & Supervision

TECHNOLOGY

New: Residential HVAC Certificate Level I (Effective Fall 2021)

New: SMAW Welding Certificate Level I (Effective Fall 2021)

New: Pipe Welding Certificate (Effective Fall 2020)

Revision and Name Change: Welding Certificate to Structural Welding Certificate Level I (Effective Fall 2020)

ADDITIONS

WLDG 1407 Intro to Welding Using Multi-Processes

DELETE

WLDG 2406 Intermediate Pipe Welding

WLDG 1437 Intro to Welding Metallurgy

Revision: Welding Technology Associate of Applied Science (Effective Fall 2020)

ADDITIONS

WLDG 1407 Intro to Welding Using Multi-Processes

DELETE

PFPB 2307 Pipe Fabrication and Installation

LAMAR STATE COLLEGE ORANGE

August 2020

| COLLEGE/ Academic Unit | COURSE ADDITIONS | COURSE DELETIONS | COURSE CHANGES: PREFIX, HRS, NUMBER AND/OR TITLE | NET ADDITIONS/ DELETIONS |
|---------------------------|---------------------|---------------------|--|--------------------------------|
| TECHNICAL STUDIES | | | | |
| Information Technology | 0 | -15 | 0 | -15 |
| TOTAL | 0 | -15 | 0 | -15 |

ACADEMIC STUDIES

ADDITIONS

None

DELETIONS

None

CHANGES

None

TECHNICAL STUDIES

Physical Therapist Assistant

ADDITIONS

DELETIONS

| | | |
|-----------|------|---|
| PHTA 1405 | 1405 | Basic Patient Care Skills |
| PHTA 1301 | 1301 | The Profession of Physical Therapy |
| PHTA 1321 | 1321 | Pathophysiology |
| PHTA 1513 | 1513 | Functional Anatomy |
| PHTA 1531 | 1531 | Physical Agents |
| PHTA 2201 | 2201 | Essentials of Data Collection |
| PHTA 2205 | 2205 | Neurology |
| PHTA 2509 | 2509 | Therapeutic Exercise |
| PHTA 2431 | 2431 | Management of Neurological Disorders |
| PHTA 2435 | 2435 | Rehabilitation Techniques |
| PHTA 1260 | 1260 | Clinical – Physical Therapist Assistant |
| PHTA 2360 | 2360 | Clinical – Physical Therapist Assistant |
| PHTA 2239 | 2239 | Professional Issues |
| PHTA 2160 | 2160 | Clinical – Physical Therapist Assistant |
| PHTA 2261 | 2261 | Clinical – Physical Therapist Assistant |

CHANGES

None

TSUS: Out-of-State/Out-of-Country Course Offerings

Recommendation

The proposed Out-of-State/Out-of-Country Course Offerings for the following Texas State University System components are approved.

Background

In accordance with the *System Rules and Regulations, Chapter III, Section 1.(10) Curriculum Matters, Subsection 1.(10)6 Out-of-state course offerings* shall be submitted to the Board of Regents for approval.

Texas State University

Out-of-Country Study Programs for Spring 2021

Location: Atenas, Costa Rica
Course Number and Title: PT 7274 Current Issues in Physical Therapy
Dates of Travel: March 12, 2021 – March 20, 2021
Instructor: Dr. Suzanna Okere

Location: San José, Costa Rica
Course Number and Title: NURS 4280 Community and Population Health Nursing Practicum
Dates of Travel: January 4, 2021 – January 15, 2021
Instructor: Ms. Monica Hughes

Location: San José, Costa Rica
Course Number and Title: NURS 4280 Community and Population Health Nursing Practicum
Dates of Travel: January 4, 2021 – January 15, 2021
Instructor: Dr. Stacey Cropley

Location: Santo Domingo, Dominican Republic
Course Number and Title: NURS 4280 Community and Population Health Nursing Practicum
Dates of Travel: January 4, 2021 – January 15, 2021
Instructor: Dr. Stephanie Patel

CONSENT – FINANCE AND AUDIT

TSUS: Amendment to Investment Consultant Contract

The amendment to the contract, commencing February 15, 2018, for a term not to exceed 12 years including extensions, between The Texas State University System and Fund Evaluation Group, LLC. for Investment Consultant Services, is approved.

Explanation

| | |
|--|---|
| Parties to the Contract: | The Texas State University System and Fund Evaluation Group, LLC. |
| Subject Matter of the Contract: | Investment Consulting Services |
| Purpose: | To provide investment advisory services to the TSUS Administration and Components on its Operating and Endowment Funds. |
| Price: | Annual fee based on assets under management. |
| Duration: | Initial Term from February 15, 2018 through February 15, 2024, with the option of up to six (6) one year extensions. |
| Amendments: | Amendment to facilitate the consolidated investment program, as approved by the Board in the Investment Policy. |
| Source of Funding: | Institutional Funds |
| Review Statement: | TSUS hereby affirms that the contract will be reviewed and approved by the Vice Chancellor and Chief Financial Officer and approved as to legal form by the Vice Chancellor and General Counsel. |
| Form 1295 Statement: | TSUS verifies that Fund Evaluation Group. will submit Form 1295 – Certificate of Interested Parties, and TSUS has acknowledged the Certificate using the Texas Ethics Commission’s online system. |

TSUS: Quasi Endowment Reports

Recommendation

The “Proposed Quasi Endowments” included in the accompanying Quasi Endowment Reports for The Texas State University System components are approved.

Background

Approval of the reports will establish the proposed quasi endowments as listed on the reports.

Sam Houston State University
Quarterly Quasi Endowment Report
March 1, 2020 - May 31, 2020

Existing Quasi Endowment Fund Activity

| Fund Name | | 3/1/2020 | | | Realized | Unrealized | | | | 5/31/2020 |
|-------------------------------------|--------|------------------------|-----------------------------|-------------|------------------------|---------------------|------------------------|-----------------|------------------------|------------------------|
| | | Beginning Value | Interest / Dividends | | Gains/Losses | Gains/Losses | Gifts/Transfers | Expenses | * Distributions | Ending Value |
| Biological Science Seminar | 510000 | \$ 158,997.89 | \$ - | \$ - | \$ (5,614.54) | \$ - | \$ - | \$ - | \$ - | \$ 153,383.35 |
| Geology Enhancement Scholars | 510001 | 68,989.50 | - | - | (2,380.01) | - | - | - | - | 66,609.49 |
| Houstonian Staff Scholarship | 510002 | 76,623.71 | - | - | (2,705.74) | - | - | - | - | 73,917.97 |
| Jim Stevens Information Tech Quasi | 510003 | 44,395.78 | - | - | (1,566.47) | 105.00 | - | - | - | 42,934.31 |
| Charles Carlow Business Office | 510004 | 45,932.89 | - | - | (1,621.98) | - | - | - | - | 44,310.91 |
| Alumni Relations Endowed | 510005 | 458,799.29 | - | - | (16,201.13) | - | - | - | - | 442,598.16 |
| Agri Sciences Enrichment | 510007 | 56,876.73 | - | - | (2,008.43) | - | - | - | - | 54,868.30 |
| CJ Graduate Scholarship | 510009 | 906,559.37 | - | - | (32,012.45) | - | - | - | - | 874,546.92 |
| Orange Keys Endowment | 510010 | 89,925.89 | - | - | (3,175.47) | - | - | - | - | 86,750.42 |
| Charles Schmidt Endowment | 510011 | 40,686.16 | - | - | (1,436.71) | - | - | - | - | 39,249.45 |
| Freshman Leaders Endowment | 510012 | 85,095.53 | - | - | (3,004.90) | - | - | - | - | 82,090.63 |
| Biological Field Station | 510014 | 39,598.14 | - | - | (1,398.29) | - | - | - | - | 38,199.85 |
| Harmon Lowman Endowment | 510015 | 77,487.37 | - | - | (2,736.24) | - | - | - | - | 74,751.13 |
| University Scholarships | 510017 | 2,986,239.69 | - | - | (105,450.18) | - | - | - | - | 2,880,789.51 |
| President's Discretionary | 510018 | 114,729.48 | - | - | (4,051.33) | - | - | - | - | 110,678.15 |
| Smith-Hutson Chair of Bank Quasi EN | 510019 | 129,790.80 | - | - | (4,583.18) | - | - | - | - | 125,207.62 |
| SHSU Lettermans Association | 515003 | 194,432.40 | - | - | (6,865.80) | - | - | - | - | 187,566.60 |
| General Scholarships | 515004 | 222,915.92 | - | - | (7,871.61) | - | - | - | - | 215,044.31 |
| COBA Enhancement Fund | 515006 | 1,253,404.64 | - | - | (44,260.26) | - | - | - | - | 1,209,144.38 |
| Sandel Covered Horse Arena | 515009 | 577,389.85 | - | - | (20,388.81) | - | - | - | - | 557,001.04 |
| Gibbs Ranch Agriculture Facilities | 515011 | 1,586,516.24 | - | - | (55,899.52) | 1,635.00 | - | - | - | 1,532,251.72 |
| HTCF Athletic Construction Fund | 515012 | 449,697.97 | - | - | (15,879.75) | 10,000.00 | - | - | - | 443,818.22 |
| | | \$ 9,665,085.24 | \$ - | \$ - | \$ (341,112.80) | \$ 11,740.00 | \$ - | \$ - | \$ - | \$ 9,335,712.44 |

Sul Ross State University
 Quarterly Quasi Combined Endowment Report
 March 01, 2020 - May 31,2020

Existing Quasi Combined Endowment Fund Activity

| Fund Name | 2/29/2020 Beginning Value | Interest/Dividends | Realized Gains/Losses | Unrealized Gains/Losses | Gifts/Transfers | Expenses | *Distributions | 5/31/2020 Ending Value |
|--|------------------------------|--------------------|--------------------------|----------------------------|-----------------|----------|----------------|---------------------------|
| ENDOWQ-Bar SR Bar Endowment | 233,048.04 | 31.86 | | (6,551.69) | | | | 226,528.21 |
| ENDOWQ-Campus Housing Operations Endowment | 294,930.66 | 42.42 | | (8,721.80) | | | | 286,251.28 |
| ENDOWQ-Diamond Jubilee Endowment | 542,604.32 | 77.11 | | (15,853.87) | | | | 526,827.56 |
| ENDOWQ-Diamond Jubilee Faculty | 41,626.46 | 5.99 | | (1,230.96) | | | | 40,401.49 |
| ENDOWQ-Diamond Jubilee Library | 49,901.54 | 7.18 | | (1,475.68) | | | | 48,433.04 |
| ENDOWQ-Diamond Jubilee Scholarship | 60,218.79 | 8.66 | | (1,780.81) | | | | 58,446.64 |
| ENDOWQ-Student Deposit Fund | 115,576.94 | 16.62 | | (3,417.89) | | | | 112,175.67 |

* Most Distributions occur in the last quarter

Proposed Quasi Endowments

None

Quarterly Quasi Endowment Report
Texas State University
March 1, 2020 - May 31, 2020

Existing Quasi Endowment Fund Activity

| Fund Name | 3/1/20 Beginning Value | Interest / Dividends | Realized Gains/(Losses) | Unrealized Gains/(Losses) | Gifts/ Transfers | Investment Fees | * Distributions | 5/31/20 Ending Value |
|---|------------------------|----------------------|-------------------------|---------------------------|---------------------|-----------------|-----------------|----------------------|
| ENDWQ-President's Discretionary | 779,086.90 | 3,709.66 | 547.91 | (25,729.14) | 0.00 | (330.85) | 0.00 | 757,284.48 |
| ENDWQ-Merit Scholarships | 17,906,203.15 | 85,261.09 | 12,593.16 | (591,347.91) | 0.00 | (7,604.00) | 0.00 | 17,405,105.49 |
| ENDWQ-Homer E. Prince University Fund | 119,307.06 | 568.08 | 83.90 | (3,940.08) | 0.00 | (50.67) | 0.00 | 115,968.29 |
| ENDWQ-Merrick | 1,273,332.48 | 6,063.03 | 895.51 | (42,051.55) | 0.00 | (540.74) | 0.00 | 1,237,698.73 |
| ENDWQ-Ag Operating | 951,513.30 | 4,530.67 | 669.18 | (31,423.48) | 0.00 | (404.07) | 0.00 | 924,885.60 |
| ENDWQ-GPD Scholarship | 356,464.19 | 1,697.31 | 250.69 | (11,772.14) | 0.00 | (151.38) | 0.00 | 346,488.67 |
| ENDWQ-University Camp | 23,127.14 | 110.11 | 16.26 | (763.75) | 0.00 | (9.82) | 0.00 | 22,479.94 |
| ENDWQ-Endowment for the Center for Archaeological Studies | 44,101.80 | 210.00 | 31.01 | (1,456.46) | 0.00 | (18.73) | 0.00 | 42,867.62 |
| ENDWQ-Leona Irene Spoonamore Research | 1,420,415.15 | 6,763.35 | 998.94 | (46,908.83) | 0.00 | (603.20) | 0.00 | 1,380,665.41 |
| ENDWQ-Musical Theatre Scholarship Program | 255,791.69 | 1,217.96 | 179.89 | (8,447.45) | 0.00 | (108.62) | 0.00 | 248,633.47 |
| ENDWQ-NCAA Scholarship in Athletics | 457,080.45 | 2,176.45 | 321.47 | (15,095.25) | 0.00 | (194.11) | 0.00 | 444,289.01 |
| ENDWQ-Student Leadership Institute | 74,612.85 | 355.28 | 52.47 | (2,464.11) | 0.00 | (31.69) | 0.00 | 72,524.80 |
| ENDWQ-Lonesome Dove Gala | 1,025,865.38 | 4,884.80 | 721.48 | (33,879.60) | 0.00 | (435.66) | 0.00 | 997,156.40 |
| ENDWQ-Art Department Endowment | 35,245.53 | 167.83 | 24.79 | (1,164.00) | 0.00 | (14.97) | 0.00 | 34,259.18 |
| ENDWQ-Fourqorean Scholarship | 208,033.95 | 990.78 | 146.31 | (6,866.05) | 133.55 | (88.34) | 0.00 | 202,350.20 |
| ENDWQ-Family Association Student Success | 0.00 | 831.75 | 221.36 | 21,395.25 | 200,000.00 | (35.54) | 0.00 | 222,412.82 |
| ENDWQ-Meadows Center-Environmental Flows Professorship (TRIP) | 875,922.46 | 4,170.75 | 616.02 | (28,927.21) | 0.00 | (371.97) | 0.00 | 851,410.05 |
| ENDWQ-Rose Fellowship (TRIP) | 339,851.49 | 1,618.22 | 239.01 | (11,223.52) | 0.00 | (144.32) | 0.00 | 330,340.88 |
| ENDWQ-Meadows Center-Research & Scholarship (TRIP) | 1,467,080.96 | 6,985.70 | 1,031.78 | (48,450.92) | 0.00 | (623.03) | 0.00 | 1,426,024.49 |
| ENDWQ-Johanson Graduate QEnd in Biology (TRIP) | 49,415.28 | 235.30 | 34.75 | (1,631.96) | 0.00 | (20.98) | 0.00 | 48,032.39 |
| ENDWQ-J Alan Dreeben Grad Schlp (TRIP) | 52,917.21 | 251.98 | 37.21 | (1,747.61) | 0.00 | (22.47) | 0.00 | 51,436.32 |
| ENDWQ-TSUS Foundation Grad Liberal Arts (TRIP) | 49,415.28 | 235.30 | 34.75 | (1,631.96) | 0.00 | (20.98) | 0.00 | 48,032.39 |
| ENDWQ-Clark Literary Quasi Endowment (TRIP) | 297,842.46 | 1,418.21 | 209.47 | (9,836.36) | 0.00 | (126.48) | 0.00 | 289,507.30 |
| ENDWQ-BA Luxton Grad Asst Prgm (TRIP) | 34,465.87 | 164.11 | 24.24 | (1,138.25) | 0.00 | (14.63) | 0.00 | 33,501.34 |
| ENDWQ-McCall Faculty Research (TRIP) | 44,313.30 | 211.00 | 31.17 | (1,463.46) | 0.00 | (18.82) | 0.00 | 43,073.19 |
| ENDWQ-Shumla Professorship (TRIP) | 135,000.00 | 642.81 | 94.94 | (4,458.43) | 0.00 | (57.33) | 0.00 | 131,221.99 |
| ENDWQ-Darren Casey Professorship (TRIP) | 0.00 | 503.41 | 133.98 | 12,949.47 | 121,050.00 | (21.52) | 0.00 | 134,615.34 |
| ENDWQ- Meadows Prg Water Economics (TRIP) | <u>0.00</u> | <u>4,158.75</u> | <u>1,106.80</u> | <u>106,976.23</u> | <u>1,000,000.00</u> | <u>(177.71)</u> | <u>0.00</u> | <u>1,112,064.07</u> |
| Total | 28,276,405.33 | 140,133.69 | 21,348.45 | (792,498.53) | 1,321,183.55 | (12,242.63) | 0.00 | 28,954,329.86 |

New Quasi Endowments Request

| | <u>Amount</u> |
|--|----------------------|
| Follett Discretionary Quasi-Endowment | \$250,000.00 |
| Chapman Huntington Discretionary Quasi-Endowment | \$391,000.00 |

Quasi Endowment Withdrawal

None

Approved Quasi Endowments Awaiting Funding

None

Board Designated Reserves Budget Balance

| <u>Fund Name</u> | <u>Balance 5/3120</u> |
|--------------------------------------|-----------------------|
| EndowQ-Library Support | \$ 500,000.00 |
| EndowQ- Student Bus System | \$ 750,000.00 |
| EndowQ- Lease Facil Maint Reserve | \$ 500,000.00 |
| EndowQ- Deferred Maintenance Repairs | \$ 931,118.05 |
| EndowQ- Interest Income | \$ 52,741.70 |
| Total | \$ 2,733,859.75 |

Quasi Endowment Withdrawal

None

**Lamar State College Port Arthur
Quarterly Quasi Endowment Report
March 1, 2020 - May 31, 2020**

Existing Quasi Endowment Fund Activity

| Fund Name | 03/01/2020 Beginning Value | Interest / Dividends | Realized Gains/Losses | Unrealized Gains/Losses | *Gifts/Transfers | Expenses | Distributions | 05/31/2020 Ending Value |
|------------------------------|-------------------------------|-------------------------|--------------------------|----------------------------|------------------|----------|---------------|----------------------------|
| ENDWQ-Student Endowment Fund | \$ 1,185,616.20 | \$ 633.88 | | | | | | \$ 1,186,250.08 |

*Starting September 1, 2019 Student Endowment Fee is no longer charged

Low interest due to correction to interest posting date for prior period

Proposed Quasi Endowments

None

CONSENT – PLANNING AND CONSTRUCTION

TSUS: Addition to 2020-2025 Capital Improvements Program

The 2020-2025 Capital Improvements Program is amended as provided below.

Explanation

The project listed below is proposed to be placed on the 2020-2025 Capital Improvement Program (CIP) so that it may proceed in the current fiscal year.

Old Mill Site – Kerbey Lane Renovation Project – Texas State University

Scope of the Project: Perform necessary repairs and improvements to the building so that it can continue to operate as a restaurant, including replacement of the entire HVAC system, repair sloped and flat roofs, replace sloped metal roof above the delivery receiving area, repair exterior siding and seals, repair two historic sections of the structure, repair the original concrete foundation where cracking and spalling, and repoint portions of the brick façade. The aged and failing tile floor in the kitchen will be replaced with a non-porous commercial grade cementitious style flooring and structural beams under the dishwashing station will be repaired.

Background Information: This is the site of the original “San Marcos Mill Tract,” a Texas Historical Commission registered historical site. The first dam and structures were built in the late 1840’s. The current building was built over the remaining foundations and remaining brick structures in the early 1980’s. Beginning in 1982 the building operated as Peppers at the Falls, since 1997 the building housed Joe’s Crab Shack and later the Salt Grass Steak House. The property is part of the 90.42-acre Aquarena property which was acquired by the Texas State in 1994. Since being acquired by the university, structural components of the site have been improved and/or repaired. The managing department for the site is Auxiliary Services. The department will fund the Estimated Total Project Cost and will defer other non-imperative structural and historic brick repairs until the facility can again produce revenue for the university.

Estimated Total Project Cost: \$1,400,000

This budget represents the university’s best estimate of project costs at this stage of project based upon estimates derived from engineering reports, surveys, and proposals received. The budget contains a construction contingency.

Funding Source(s): The project funding source will be Auxiliary Services.

TSUS: CONSENT: Addition to 2021-2026 Capital Improvements Program

The 2021-2026 Capital Improvements Program is amended as provided below.

Explanation

The two (2) projects below are proposed to be placed on the CIP so that they may be initiated prior to the next CIP annual update in May 2021. Project Information Forms for each are attached to this Motion.

Active Learning Center – Sam Houston State University

This project will allow the University to construct and equip a new 80,000 gross square foot facility to more adequately support active learning, provide much needed multi-modal research space, and remodel an existing building to locate highly effective co-dependent student success activities. The project will provide modern activated teaching spaces, multi-mode research space for rapidly expanding programs and provide remodeled space for Sam Center, Career Services, Enrollment Management, and associated student success activities. This estimated \$60,000,000 project will be initiated in FY2022, pending Tuition Revenue Bond funding approval.

College of Medicine Parking Structure – Sam Houston State University

This project will provide approximately 550 parking spaces in a 180,000 gross square foot parking structure. The project is dependent on approval of the University's Tuition Revenue Bond request for the School of Allied Health building, as construction of a parking structure is necessary to create space for that project within an existing surface parking lot at the University's Conroe campus. This estimated \$15,000,000 project will be initiated in FY2021, pending Tuition Revenue Bond funding approval for the School of Allied Health building.

TSUS: Authorization of an Agreement for Program Management Services with Hill International

The contract, commencing September 1, 2019, for a term not to exceed 3 years, between The Texas State University System and Hill International, Inc. for Program Management Services for a sum not-to-exceed \$3 million, including extensions, is approved.

Explanation

| | |
|--|--|
| Parties to the Contract: | Texas State University System and Hill International, Inc. |
| Subject Matter of the Contract: | Program Management Services |
| Purpose: | To assist TSUS's Division of Capital Projects Administration in overseeing capital construction projects at the Component Institutions. |
| Price: | Not to exceed \$3 million |
| Duration: | September 1, 2019 through August 31, 2021, with two optional annual extensions. |
| Amendments: | N/A |
| Source of Funding: | Institutional Funds |
| Review Statement: | TSUS hereby affirms that the contract will be reviewed and approved by the Vice Chancellor and Chief Financial Officer and approved as to legal form by the Vice Chancellor and General Counsel. |
| Form 1295 Statement: | TSUS verifies that Hill International Inc. will submit Form 1295 – Certificate of Interested Parties, and TSUS has acknowledged the Certificate using the Texas Ethics Commission's online system. |

TSUS: Authorization of an Agreement for Program Management Services with MPM Ventures, LLC

The contract, commencing September 1, 2019, for a term not to exceed 3 years, between The Texas State University System and MPM Ventures, LLC. for Program Management Services for a sum not-to-exceed \$3 million, including extensions, is approved.

Explanation

| | |
|--|--|
| Parties to the Contract: | Texas State University System and MPM Ventures, LLC. |
| Subject Matter of the Contract: | Program Management Services |
| Purpose: | To assist TSUS's Division of Capital Projects Administration in overseeing capital construction projects at the Component Institutions. |
| Price: | Not to exceed \$3 million |
| Duration: | September 1, 2019 through August 31, 2021, with two optional annual extensions. |
| Amendments: | N/A |
| Source of Funding: | Institutional Funds |
| Review Statement: | TSUS hereby affirms that the contract will be reviewed and approved by the Vice Chancellor and Chief Financial Officer and approved as to legal form by the Vice Chancellor and General Counsel. |
| Form 1295 Statement: | TSUS verifies that MPM Ventures, LLC. will submit Form 1295 – Certificate of Interested Parties, and TSUS has acknowledged the Certificate using the Texas Ethics Commission's online system. |

CONSENT – RULES AND REGULATIONS

TSUS: Approval of Rules and Regulations

The attached, proposed revisions to the Texas State University System *Rules and Regulations* are approved.

Explanation

Although the Board typically considers revisions to its *Rules and Regulations* at its May meeting, in order to comply with recent federal Regulations relating to Title IX, changes are required to the System's *Sexual Misconduct Policy* as well as certain *Rules* for the new policy's implementation. Additionally, a change in the System's Non-Discrimination policy is necessary to ensure compliance with the U.S. Supreme Court ruling in *Bostock v. Clayton County* against discrimination on the basis of a person's sexual orientation or gender identity.

Further, Texas state statutes regarding access to electronic and information resources by individuals with disabilities necessitate changes to the System's Information Technology Policy. In addition, certain changes relating to the System's financial functions are being requested, as indicated below.

Attached hereto are the recommended changes for the Board's consideration. It should be noted that each rule in the attachment contains an individual explanation of the changes contained therein.

The Rules changes being considered relate to:

1. TSUS Sexual Misconduct Policy
2. President's Power to Suspend or Remove Employees or Students
3. Interim Disciplinary Actions Against Students
4. Employee Grievances
5. Non-Discrimination Policy
6. IT Policy - Electronic and Information Accessibility and Program Management
7. Purchases Utilizing Group Purchasing Organization Agreements
8. Quasi Endowments

APPENDIX A-6

TEXAS STATE UNIVERSITY SYSTEM SEXUAL MISCONDUCT POLICY AND PROCEDURES

Explanation

On May 6, 2020, the Department of Education issued its long-awaited Title IX rules on sexual harassment. While the new regulations were only about 24 pages in length, the DOE's written explanation and rationale for the regulations was over 2000 pages in length. TSUS OGC established a Title IX Committee that consisted of the Title IX Coordinators from each of our seven Components plus OGC legal staff. The Committee was charged with the responsibility of analyzing the new rules and recommending appropriate changes to the TSUS Sexual Misconduct Policy to ensure its compliance with both federal and state law. Due to the large number of substantive changes, the current policy will be replaced with the attached Sexual Misconduct Policy.

Following is a bullet point summary of each section of the Sexual Misconduct Policy.

SECTION ONE INTRODUCTION

- Affirms institutional values, purpose and application of the Policy
- Reiterates commitment to non-discrimination based on Title IX and Title VII
- Acknowledges principles of free speech and academic freedom and confirms that constitutionally protected speech does not constitute sexual misconduct under the Policy

SECTION TWO DEFINITIONS/GLOSSARY

- Added definitions announced in the new federal regulations on Title IX such as:
 - Sexual Harassment for purposes of Title IX
 - Formal Complaint
 - Supportive Measures
 - Actual knowledge

SECTION THREE GENERAL TERMS AND CONCEPTS APPLICABLE TO BOTH TITLE IX SEXUAL HARASSMENT AND NON-TITLE IX SEXUAL MISCONDUCT

- Establishes the standard of proof as "by a preponderance of the evidence" for all sexual misconduct matters
- Implements supportive measures with or without filing a report of sexual misconduct
- Reiterates commitment to treating both Parties fairly and equitably throughout the grievance process
- Permits immunity/amnesty for those reporting incidents of sexual misconduct under certain circumstances

- Permits emergency removal of student or employee and provides for review of such emergency removal
- Permits resolution of sexual misconduct through an informal resolution process except when an incident involves a student and employee
- Permits withholding transcripts until sexual misconduct matters are finally adjudicated
- Describes permissible sanctions in sexual misconduct matters
- Prohibits retaliation
- Explains the level of confidentiality maintained throughout the grievance process

SECTION FOUR REPORTING INCIDENTS OF SEXUAL MISCONDUCT

- Requires all incidents of sexual misconduct to be reported to the Title IX Coordinator
- Identifies various reporting options for victims of sexual misconduct
- Acknowledges the importance of seeking medical attention and the importance of preserving evidence surrounding incidents of sexual violence
- Reiterates all employees' mandatory reporting obligations to the Title IX Coordinator, including reporting obligations by Confidential Employees
 - Describes the Component's mandatory disciplinary actions against employees who fail to report incidents of sexual misconduct

SECTION FIVE CLASSIFYING SEXUAL MISCONDUCT MATTERS, POSSIBLE DISMISSALS, and TRANSFERS

- Provides the criteria, as established by the new federal regulations, for classifying incidents as Title IX Sexual Harassment
- Requires Title IX Coordinator to classify incidents of sexual misconduct as either Title IX sexual harassment or non-Title IX sexual misconduct
- Permits Title IX Coordinator to determine the appropriate grievance process
- Describes the criteria, as established by the new federal regulations, for mandatory and permissive dismissals of Title IX Sexual Harassment matters
- Permits transfer of previously dismissed Formal Complaints of Title IX Sexual Harassment to an alternative disciplinary process

SECTION SIX TITLE IX COORDINATOR'S ROLE DURING PRE-INVESTIGATION OF SEXUAL MISCONDUCT

- Establishes the process to be followed by the Title IX Coordinator during the pre-investigation stage, including
 - Information to be provided a complainant about the grievance process
 - Issues to be considered if complainant requests anonymity or declines to move forward with a grievance process

SECTION SEVEN

TITLE IX SEXUAL HARASSMENT GRIEVANCE PROCESS

[The grievance process described in this section aligns with the grievance process required by the new federal regulations]

- Requires a Formal Complaint be signed by Complainant or the Title IX Coordinator
- Prescribes information that must be contained in a notice of allegations to an accused Party
- Describes the investigative process
- Requires a live hearing before the accused Party's responsibility is determined by a Decision Maker
- Permits both parties to have an Advisor present throughout all aspects of the grievance process including at a live hearing – Advisor may be, but is not required to be, an attorney
- Permits each party to be cross examined (orally and in real time) by the other party's Advisor
- Requires Components to assign an Advisor to either Party who does not have one at the live hearing – the sole purpose of the appointed Advisor is to conduct cross-examination at a live hearing
- Describes the mandatory procedures of a live hearing, such as,
 - Requiring the Decision Maker to state the basis of their decision if they disallow a cross-examination question as irrelevant
 - Permitting hearings to be conducted in person or remotely provided equipment allows both parties to see and hear each other throughout the hearing
 - Prohibiting a Decision Maker from considering any written statement unless the person making the statement submits to cross-examination at the live hearing
- Permits appeals and describes the bases for appeal

SECTION EIGHT

NON-TITLE IX GRIEVANCE PROCESS

[The grievance process described in this section closely mirrors the process under our current Sexual Misconduct Policy]

- Specifies information to be contained in notice of allegation to accused Party
- Describes the investigative process
- Allows for a determination on responsibility and sanction, without a hearing
- Permits both parties to dispute a Finding or Sanction through a live hearing
- Permits both parties to have an Advisor present throughout all aspects of the grievance process, including at a live hearing –
 - Advisor may be, but is not required to be, an attorney
 - Advisor's role is limited to providing guidance and support to a Party but Advisor may not actively participate in the hearing or other grievance proceedings
- Describes the procedures of a live hearing, such as,
 - Permitting both Parties to cross-examine each other through written questions submitted to the Decision Maker
 - Permitting Decision Maker to determine whether a question is relevant
 - Permitting Decision Maker to ask all relevant questions

- Permitting Parties to provide written follow-up questions during the hearing to be asked by the Decision Maker

SECTION NINE APPEAL OF NON-TITLE IX GRIEVANCE OUTCOME

- Permits appeals in Non-Title IX Grievance matters
- Lists the bases for appeal as:
 - Procedural irregularity that affect the outcome of the matter
 - New evidence that available at the time
 - Conflict of interest or bias on the part of Title IX Coordinator, Investigator or Decision Maker
 - Sanction is substantially disproportionate to the written decision

SECTION TEN ADMINISTRATIVE REQUIREMENTS

- Requires Components to provide relevant training to students and employees, including specific training for, but not limited to,
 - New employees
 - Students and transfer students
 - Title IX Personnel
- Requires Components to post all training materials used to train Title IX personnel on Component's website
- Mandates the following reports, in accordance with state statute,
 - Title IX Coordinator's report to Component Presidents
 - Component President's Annual Report to the TSUS Board of Regents (BOR)
 - Requires the Component's Report to the TSUS BOR be posted to Component website
 - Requires Component President to certify its substantial compliance to the Texas Higher Education Coordinating Board annually
- Requires that all records of Sexual Misconduct allegations be maintained a minimum of seven years unless a longer period is required by other law or retention schedule

[Policy follows.]

APPENDIX A-6

TEXAS STATE UNIVERSITY SYSTEM SEXUAL MISCONDUCT POLICY AND PROCEDURES

1. Introduction

- 1.1. Institutional Values. The Texas State University System (TSUS), its colleges, and universities (collectively referred to as “System” and/or “Components” and used interchangeably herein) are committed to creating and maintaining educational communities in which each individual is respected, appreciated, and valued. The System’s focus on tolerance, openness, and respect is key in providing every member of the TSUS community with basic human dignity free from all forms of Sexual Misconduct, including Sexual Harassment, Sexual Assault, Domestic Violence, Dating Violence, and Stalking. Any report of behavior that threatens our institutional values and breaches this Policy shall be promptly investigated and remediated in accordance with principles of law, fairness, and equity to all Parties involved.
- 1.2. Purpose of Policy. The purpose of this Policy is to ensure that:
 - 1.2.1. Sexual Misconduct is not tolerated on any System property or in any System Education Program or Activity;
 - 1.2.2. System offices and Components maintain an environment that promotes prompt reporting of all forms of Sexual Misconduct and the timely and fair resolution of Sexual Misconduct Complaints or Reports;
 - 1.2.3. Components take prompt and appropriate action to eliminate Sexual Misconduct, prevent its recurrence, and remedy its effects;
 - 1.2.4. System offices and Components comply with all applicable federal and state laws regarding Sexual Misconduct – including sexual discrimination – in higher education; and,
 - 1.2.5. The System and Components have a uniform Policy

that defines and describes prohibited sexual conduct, establishes procedures for processing Complaints or Reports of Sexual Misconduct, permits appropriate sanctions, and identifies available resources.

- 1.3. Notice of Sexual Misconduct Violations. Sexual Misconduct as defined in the Glossary constitutes a violation of this Policy. Students and Employees reported as having engaged in Sexual Misconduct are subject to investigation for violating this Policy. Should an investigation result in a Finding that this Policy was violated, the violator may be subject to sanctions as defined herein.
- 1.4. Applicability of this Policy. This Policy applies to all students, faculty, staff, and Third Parties within the System or its Components' Education Programs or Activities and prohibits Sexual Misconduct committed by or against students, faculty, staff, or Third Parties. The Policy applies to:
 - 1.4.1. all incidents of Sexual Misconduct;
 - 1.4.2. all incidents of Sexual Misconduct occurring on or after the effective date of this Policy;
 - 1.4.3. all incidents of Title IX Sexual Harassment; and
 - 1.4.4. with the exception of incidents of Title IX Sexual Harassment, all incidents of Non-Title IX Sexual Misconduct occurring prior to the effective date of this Policy are controlled by the Policy in effect at that time.
- 1.5. Supersedes Existing Policies. In the case of allegations of Sexual Misconduct, this Policy supersedes any conflicting Sexual Misconduct procedures and policies set forth in other Component policies.
- 1.6. Equal Access. Each Component shall ensure, to the greatest extent practicable, equal access for Students enrolled at or Employees of the institution who are persons with disabilities. The Component shall make reasonable efforts to consult with a disability services office of the Component, advocacy groups for people with disabilities, and other relevant stakeholders to assist the Component with complying with the Component's duties under this Policy.
- 1.7. First Amendment Rights. Freedom of speech and principles of

academic freedom are central to the mission of institutions of higher education. Constitutionally protected expression cannot be considered Sexual Misconduct under this Policy.

- 1.8. Biennial Policy Review. This Policy shall be reviewed each biennium and, with approval of the System's governing board, shall be revised as necessary.
- 1.9. Notice of Non-Discrimination. The System complies with Title IX of the Higher Education Amendments of 1972 (Title IX), which prohibits discrimination on the basis of sex in Education Programs or Activities; Title VII of the Civil Rights Act of 1964 (Title VII), which prohibits sex discrimination in employment; Campus Sexual Violence Elimination Act (SaVe); Violence Against Women Act (VAWA); and the Clery Act. Sexual Misconduct constitutes a form of sex discrimination prohibited by Title IX and Title VII.
- 1.10. Extent of Authority. This Policy applies to all incidents of Sexual Misconduct. However, provisions of the Policy that do not apply to Title IX Sexual Harassment are so indicated, as are provisions of the Policy that are exclusive to Title IX Sexual Harassment.
- 1.11. Employment at Will. Nothing herein to the contrary shall be construed in derogation of the Texas State University System Board of Regents' employment-at-will policy.

2. Definitions

A Glossary with definitions of Title IX and Non-Title IX-related offenses and other terms used in this Policy is attached.

3. Provisions Applicable to the Title IX Sexual Harassment & Non-Title IX Sexual Misconduct Grievance Processes

- 3.1. Equitable Treatment. A Component's response to an allegation of Sexual Misconduct must treat Complainants and Respondents equitably by offering Supportive Measures to Complainants and Respondents, and by following a grievance process as described herein against a Respondent prior to the imposition of any disciplinary sanctions or other actions that are not Supportive Measures.
- 3.2. Standard of Evidence

- 3.2.1. Presumption of Non-Responsibility. Any person accused of Sexual Misconduct under this Policy is presumed not responsible for the alleged conduct until a determination regarding responsibility is made at the conclusion of the grievance process.
 - 3.2.2. Preponderance of the Evidence Standard. The Decision Maker will weigh the admissible evidence using the preponderance of the evidence standard.
 - 3.3. Conflicts of Interest. Any individual designated by a Component as a Title IX Coordinator, Investigator, Decision Maker, Informal Resolution Facilitator, Appellate Authority, or Campus Administrator may not have a conflict of interest or bias for or against Complainants or Respondents generally, or against an individual Complainant or Respondent. The Title IX Coordinator shall not serve as Decision Maker, Informal Resolution Facilitator, or Appellate Authority.
 - 3.4. Promptness. The Component shall make every reasonable effort to ensure that the resolution of a Sexual Misconduct Complaint or Report occurs in as efficient a manner as possible, with an expectation that the process (exclusive of any appeal procedures) will generally be completed within one hundred and twenty (120) calendar days of the date a Complaint or Report is submitted.
 - 3.5. Modification of Deadlines. The Title IX Coordinator may modify any deadlines contained in this Policy as necessary to accomplish the purposes stated and for good cause, including, but not limited to, complexity of the investigation and to accommodate semester breaks.
 - 3.6. Immunity/Amnesty. Reporting, investigating, and adjudicating incidents of Sexual Misconduct is of paramount importance. The Component does not condone underage drinking, illegal use of drugs, or other criminal behavior. However, the Component will not take any disciplinary action for prohibited conduct in relation to or concurrently with an incident of Sexual Misconduct, against a person who is enrolled with or employed by the Component for any violation of the Component's applicable code of conduct, provided:
 - 3.6.1. the person acts in good faith;
 - 3.6.2. the violation of the code of conduct arises out of the same facts or circumstances as a Complaint or Report of Sexual Misconduct;

- 3.6.3. the violation of the code of conduct is not punishable by suspension or expulsion; and,
 - 3.6.4. the person is not reporting his or her own commission or assistance in the commission of Sexual Misconduct.
- 3.7. Prohibition on Providing False Information. Any individual who knowingly makes a false Complaint or Report under this Policy, or knowingly provides false information to Component officials, or who intentionally misleads Component officials who are involved in the investigation or resolution of a Complaint or Report shall be subject to disciplinary action. Charging an individual with a code of conduct violation for making a materially false statement in bad faith in the course of a grievance proceeding under this Policy does not constitute retaliation prohibited by Section 3.14 herein. A determination regarding responsibility, alone, is not sufficient to conclude that any Party made a materially false statement in bad faith.
- 3.8. Supportive Measures.
 - 3.8.1. Generally. When an incident of Sexual Misconduct is reported, the Component will consider Supportive Measures while the incident is investigated and adjudicated. The determination of appropriate Supportive Measures in a given situation must be based on the facts and circumstances of that situation. The Title IX Coordinator is responsible for coordinating the effective implementation of Supportive Measures, and the duration of such measures. Supportive Measures may include, but are not limited to:
 - 3.8.1.1. Counseling provided by a counselor who does not provide counseling to any other person involved in the incident, including a person who reports an incident of Sexual Misconduct, as long as the Component employs a sufficient number of counselors;
 - 3.8.1.2. extensions of deadlines or other course-related adjustments;
 - 3.8.1.3. without any academic penalty, modifications of

work or class schedules or assignments, including the option of dropping a course in which both Parties are enrolled;

- 3.8.1.4. campus escort or transportation services;
 - 3.8.1.5. mutual restrictions on contact between the Parties;
 - 3.8.1.6. changes in work or housing locations;
 - 3.8.1.7. leaves of absence;
 - 3.8.1.8. restrictions from specific activities or facilities; and,
 - 3.8.1.9. increased security and monitoring of certain areas of the campus.
- 3.8.2. Orders of Protection. The Component will honor any order of protection, no contact order, restraining order or similar lawful order issued by any criminal, civil, or tribal court.
- 3.8.3. Confidentiality of Supportive Measures. The Component shall maintain as confidential any measures provided to the Complainant and/or Respondent, to the extent allowed by law and to the extent that maintaining such confidentiality will not impair the ability to provide the measures.
- 3.8.4. Emergency Removal. Emergency removal of an Employee or Student prior to a final decision in a Sexual Misconduct matter must comply with System Rules and Regulations Chapters IV § 2.2(14), V § 2.131, and VI § 5.(14). A Component may remove a Respondent from the Component's Education Program or Activity on an emergency basis, provided that the Component undertakes an individualized safety and risk analysis, determines that an immediate threat to the physical health or safety of any student or other individual arising from the allegations of sexual harassment justifies removal, and provides the Respondent with notice and an opportunity to challenge the decision immediately

following the removal. The removal challenge does not require a hearing and the burden is on the Respondent to show why the removal should be rescinded.

- 3.8.5. Administrative Leave. Nothing herein precludes a Component from placing a non-student employee Respondent on administrative leave with or without pay during the pendency of the grievance or any judicial process.
- 3.8.6. Supportive Measures when Anonymity is Required. The Component's inability to take disciplinary action against an alleged Respondent because of a Complainant's insistence on anonymity will not restrict the Component's ability to provide appropriate measures for the reasonable safety of the Component community.
- 3.8.7. Unreasonable Burden. Supportive Measures may not impose an unreasonable burden on the other Party.
- 3.8.8. Failure to Adhere to Supportive Measures. Failure to adhere to the parameters of any Supportive Measures may be considered a separate violation of this Policy and may result in disciplinary sanctions.

3.9. Informal Resolution

- 3.9.1. Eligibility for Informal Resolution. Informal Resolution is available after a Formal Complaint has been filed in a Title IX Sexual Harassment incident or a Report has been received in a Non-Title IX Sexual Misconduct incident. Informal Resolution may be pursued if:
 - 3.9.1.1. both Parties are willing to engage in Informal Resolution and consent to do so in writing;
 - 3.9.1.2. the Complainant and the Respondent are both Students or are both Employees of the Component;
 - 3.9.1.3. the Title IX Coordinator agrees that Informal Resolution is an appropriate mechanism for

resolving the Complaint; and

3.9.1.4. the Component provides written notice to the Parties in accordance with Section 3.9.2.1.

3.9.2. Informal Resolution Procedures.

3.9.2.1. Notice. The Title IX Coordinator shall provide written notice to the Parties of the availability of informal resolution, including:

3.9.2.1.1. the allegations;

3.9.2.1.2. the requirements of the informal resolution process, including the circumstances under which the Parties are precluded from resuming a Formal Complaint arising from the same allegations;

3.9.2.1.3. any consequences resulting from participating in the informal resolution process, including the records that will be maintained or could be shared; and,

3.9.2.1.4. the Parties' right to withdraw consent to informal resolution at any time prior to reaching an agreement, and resume the grievance process.

3.9.2.2. Scheduling. When a Sexual Misconduct Complaint or Report meets the requirements for informal resolution, the Title IX Coordinator will make the requisite arrangements. Informal resolution may take place at any point in the grievance process after a Formal Complaint is filed and any time prior to reaching a determination regarding responsibility.

3.9.2.3. Referral for Investigation. The Title IX Coordinator will terminate informal resolution and continue the investigation if:

3.9.2.3.1. The Parties are not able to reach an agreement prior to the exhaustion of the administrative process,

- 3.9.2.3.2. One or more of the Parties withdraws consent to informal resolution, or,
- 3.9.2.3.3. Title IX Coordinator determines that informal resolution is no longer appropriate.
- 3.9.2.4. Agreements. Informal resolutions will be reduced to writing, and signed by both Parties. Agreements will be maintained by the Title IX Coordinator and disclosed only as necessary to implement the provisions of the agreed resolution or as required by law.
- 3.9.2.5. No Waiver. A Component may not require as a condition of enrollment or continuing enrollment, or employment or continuing employment, or enjoyment of any other right, waiver of the right to an investigation and adjudication of Formal Complaints of Sexual Misconduct consistent with this Policy.
- 3.9.2.6. No Recording and no use of statements. No recording of the informal resolution will be made and all statements made during the informal resolution process may not be used for or against either Party should the Parties be unable to reach an informal resolution and resume the grievance process. Failure to comply with an informal resolution agreement may result in disciplinary action.
- 3.10. Withholding of Transcript. The Component may not issue a transcript to a student Respondent until the institution makes a final determination of responsibility.
- 3.11. Remedies. Remedies for a Finding of a violation of this Policy must be designed to restore or preserve equal access to the Component's Education Program or Activity to the Complainant. Such remedies may include the same individualized services described in Section 3.8 as "Supportive Measures"; however, remedies need not be non-disciplinary or non-punitive and need not avoid burdening the Respondent.
 - 3.11.1. The Title IX Coordinator is responsible for the

effective implementation of remedies.

3.11.2. Any remedy that does not directly affect the Respondent must not be disclosed to the Respondent.

3.12. Sanctions. Sanctions for a Finding of a Policy violation will depend upon the nature and gravity of the misconduct and/or any record of prior discipline for Sexual Misconduct. Sanctions include, but are not limited to, the following:

3.12.1. Students

- 3.12.1.1. no-contact orders;
- 3.12.1.2. probation (including disciplinary and academic probation);
- 3.12.1.3. expulsion from campus housing;
- 3.12.1.4. restricted access to activities or facilities;
- 3.12.1.5. mandated counseling (this may include, but not be limited to education programs and batterer intervention);
- 3.12.1.6. disqualification from student employment positions;
- 3.12.1.7. revocation of admission and/or degree;
- 3.12.1.8. withholding of official transcript or degree;
- 3.12.1.9. bar against readmission;
- 3.12.1.10. monetary restitution;
- 3.12.1.11. withdrawing from a course with a grade of W, F, or WF; or,
- 3.12.1.12. relevant training.

3.12.2. Employees

- 3.12.2.1. withholding a promotion or pay increase;
- 3.12.2.2. reassigning employment, including, but not limited to demotion in rank;
- 3.12.2.3. terminating employment;
- 3.12.2.4. barring future employment from System or Component;

- 3.12.2.5. temporary suspension without pay;
- 3.12.2.6. compensation adjustments;
- 3.12.2.7. no-contact orders;
- 3.12.2.8. relevant training; or,
- 3.12.2.9. recommendation to revoke tenure.

3.13. Notification of Finding to Postsecondary Institutions. On request by another postsecondary educational institution, a Component shall provide to the requesting institution information relating to a determination by the Component that a student enrolled at the Component violated this Policy.

3.14. Retaliation. No Component or person may intimidate, threaten, coerce, or discriminate against any individual for the purpose of interfering with any right or privilege secured by Title IX or this Policy, or because the individual has made a Complaint or Report, testified, assisted, or participated or refused to participate in any manner in an investigation, proceeding, or hearing under this Policy. Any person, who believes that she or he has been subjected to Retaliation, should immediately report this concern to the Title IX Coordinator.

3.14.1. By the Component

3.14.1.1. A Component may not discipline or discriminate against an employee who in good faith makes a Report of Sexual Misconduct as required by this Policy.

3.14.1.2. Subsection 3.14.1.1 does not apply to an employee who perpetrates or assists in perpetrating an incident of Sexual Misconduct.

3.14.2. By Others. The exercise of rights protected under the First Amendment does not constitute retaliation prohibited under this section.

3.15. Confidentiality

3.15.1. The identity of the following individuals is confidential and not subject to disclosure under the Texas Public Information Act, unless such individual(s) waive nondisclosure in writing:

- 3.15.1.1. an alleged victim of an incident of Sexual Misconduct;
 - 3.15.1.2. a person who reports an incident of Sexual Misconduct;
 - 3.15.1.3. a person who sought guidance from the Component concerning such an incident;
 - 3.15.1.4. a person who participated in the Component's investigation of such an incident; or,
 - 3.15.1.5. a person who is alleged to have committed or assisted in the commission of Sexual Misconduct, provided that after completion of the investigation, the Component determines the Complaint or Report to be unsubstantiated or without merit.
- 3.15.2. The identity of the individual(s) referenced in Section 3.15.1 may only be disclosed to the following:
- 3.15.2.1. a Component, as necessary to conduct an investigation and resolution of the investigation;
 - 3.15.2.2. the person or persons alleged to have perpetrated the incident of Sexual Misconduct defined in this Policy, to the extent required by other law;
 - 3.15.2.3. a law enforcement officer, as necessary to conduct a criminal investigation;
 - 3.15.2.4. potential witnesses to the incident, as necessary to conduct an investigation; or,
 - 3.15.2.5. a health care provider in an emergency situation, as determined necessary by the Component.
- 3.15.3. Information reported to a health care provider or other medical provider employed by a Component is confidential, and may be shared by the provider only with the Complainant's consent. The provider must provide aggregate data or other non-identifying

information regarding incidents of Sexual Misconduct to the Component's Title IX Coordinator.

3.15.4. Breaches of confidentiality or privacy committed by Employees receiving a Complaint or Report of alleged Sexual Misconduct or investigating the Report of alleged Sexual Misconduct may result in disciplinary sanctions.

3.15.5. Release of information to the individuals referenced in Section 3.15.2 shall not be construed as a voluntary disclosure for purposes of the Texas Public Information Act.

3.15.6. If there is a direct conflict between the requirements of FERPA and the requirements of Title IX, such that enforcement of FERPA would interfere with the primary purpose of Title IX to eliminate sex-based discrimination in schools, the requirements of Title IX override any conflicting FERPA provisions.

4. Reporting Incidents of Sexual Misconduct

4.1. General Information. Each Component will identify and provide complete contact information for their Title IX Coordinator and all Deputy Coordinators in various locations, including but not limited to the Component's website; the Student's handbook; the Dean of Students Office; Human Resources; and Campus Police or Security; or their equivalents. Once a Complaint or Report of Sexual Misconduct is received by the Component, the Title IX Coordinator will determine the appropriate grievance process for resolution.

4.2. Victim Reporting Options. Although a victim of Sexual Misconduct may decline to report the incident, the Component supports, encourages, and will assist those who have been the victim of Sexual Misconduct to report the incident to any of the sources below. The alleged victim may use a pseudonym form when making a report to a law enforcement agency.

4.2.1. Title IX Coordinator. Any incident of Sexual Misconduct may be brought to the attention of the

Title IX Coordinator. The Title IX Coordinator will discuss with the reporting Party the options for:

- 4.2.1.1. Filing a Formal Complaint of a Title IX Sexual Harassment incident, if applicable; or,
- 4.2.1.2. Filing a Report of a Non-Title IX Sexual Misconduct incident, if applicable.
- 4.2.2. Responsible Employee. An individual may report alleged Sexual Misconduct to a Responsible Employee.
- 4.2.3. Official with Authority. An individual may report alleged Sexual Misconduct to an Official with Authority. A Report to an Official with Authority will impose Actual Knowledge on the Component provided the reported incident of Sexual Misconduct meets the definition of Title IX Sexual Harassment. Each Component will identify and provide contact information of the Official with Authority in various locations, including but not limited to the Component's website and the applicable online handbooks.
- 4.2.4. Component Police or Security. An individual may report an incident of Sexual Misconduct to the Component police or security. Although the Component strongly encourages reporting Sexual Misconduct to the police, a victim may request administrative action by the Component with or without filing a police report. Filing a police report does not obligate the victim to continue with criminal proceedings or Component disciplinary action. Components shall provide to the victim the contact information for the campus police or security personnel.
- 4.2.5. Campus Security Authority. A Report of Sexual Misconduct may be made to a Campus Security Authority (CSA) as defined in each Component's Annual Security Report. All CSAs will promptly inform the Title IX Coordinator of the Complaint or Report and comply with all other reporting

obligations required by the Clery Act.

4.2.6. Local Law Enforcement. An individual may, but is not required to, report an incident of Sexual Misconduct directly with local law enforcement agencies. At the victim's request, the Component will assist the victim with reporting the incident of Sexual Misconduct to law enforcement.

4.2.7. Electronic Reporting. Each Component shall provide an option for electronic reporting of an incident of Sexual Misconduct. The electronic reporting option must:

4.2.7.1. enable an individual to report the alleged offense anonymously; and

4.2.7.2. be easily accessible through a clearly identifiable link on the Component's internet website home page. (For more information on anonymity, see Section 4.2.8 and Section 4.8.)

4.2.8. Anonymous Reports. Individuals who chose to file anonymous reports are advised that:

4.2.8.1. it may be very difficult, and in some cases, not possible for the Component to investigate an anonymous Report; and

4.2.8.2. filing a Report is not necessary in order to secure Supportive Measures through the Component.

4.3. Preservation of Evidence. Preservation of evidence is critical in incidents of Sexual Misconduct. If you experience sexual violence, you are encouraged to seek immediate medical care. Also, preserving DNA evidence can be key to identifying the perpetrator in a sexual violence case. Victims can undergo a medical exam to preserve physical evidence with or without police involvement. If possible, this should be done immediately. If an immediate medical exam is not possible, individuals who have experienced a sexual assault may have a Sexual Assault Forensic Exam (SAFE) performed by a Sexual Assault Nurse Examiner (SANE) within 4 days of the incident. With the victim's consent, the physical evidence collected during this medical exam can be used in a

criminal investigation; however, a person may undergo a SAFE even without contacting, or intending to contact, the police. To undergo a SAFE, go directly to the emergency department of the nearest hospital that provides SAFE services.

4.4. Employee Mandatory Reporting. A Responsible Employee who has knowledge of Sexual Misconduct must report promptly to the Title IX Coordinator all relevant details known to the Employee about the alleged Sexual Misconduct shared by the Complainant or Reporting Party. A Responsible Employee must share all information relevant to the investigation, and if applicable, redress of the incident, including whether the Complainant has expressed a desire for confidentiality in reporting the incident.

4.4.1. Before a Complainant reveals any information to a Responsible Employee, the Employee should inform the Complainant of the Employee's reporting obligations. If the Complainant requests anonymity and confidentiality, the Employee should refer the Complainant to Confidential Employees. A Responsible Employee may not honor a request for anonymity or confidentiality.

4.4.2. A Responsible Employee should not share information with law enforcement without the Complainant's consent, unless the Complainant has also reported the incident to law enforcement.

4.4.3. If the Complainant reports an incident to the Responsible Employee and requests confidentiality or no investigation, the Employee should tell the Complainant that the Component will consider the request, but cannot guarantee that the Component will be able to honor it. In reporting the details of the incident to the Title IX Coordinator, the Responsible Employee will inform the Title IX Coordinator of the Complainant's request for confidentiality or no investigation.

4.4.4. A Responsible Employee will promptly report to the Title IX Coordinator all incidents of Sexual Misconduct, provided:

4.4.4.1. the employee is in the course and scope of

- employment at the time the employee witnesses or receives information regarding the occurrence of Sexual Misconduct;
- 4.4.4.2. the employee reasonably believes the incident constitutes Sexual Misconduct; and,
- 4.4.4.3. the incident of Sexual Misconduct was committed either by or against an enrolled Student or an Employee of the Component at the time of the Sexual Misconduct.
- 4.4.5. A Component may expand, but shall not narrow, the reporting obligations of Responsible Employees under this subsection.
 - 4.4.5.1. A Component that expands the reporting obligations of a Responsible Employee shall inform such Responsible Employees of their mandatory reporting obligations.
- 4.5. Termination for Failure to Report or Making a False Report. A Component shall terminate an Employee it determines to have either:
 - 4.5.1. knowingly failed to make a report of Sexual Harassment, Sexual Assault, Dating Violence, or Stalking when the Responsible Employee was required to do so; or
 - 4.5.2. knowingly made a false Report of Sexual Harassment, Sexual Assault, Dating Violence, or Stalking with intent to harm or deceive.
- 4.6. No Report Required. An Employee is not required to report an incident of Sexual Misconduct to the Title IX Coordinator if:
 - 4.6.1. the Employee was the victim of such conduct; or,
 - 4.6.2. the Employee received information due to a disclosure made at a public awareness event sponsored by a Component or by a Student organization affiliated with the Component.
- 4.7. Confidential Employees. Each Component will identify and provide contact information for Confidential Employees in various locations, including but not limited to the Component's website and

appropriate online handbooks. These Confidential Employees will assist in a crisis and provide information about possible resources, some of which may include law enforcement, medical assistance, psychological counseling, victim advocacy assistance, legal assistance, Component disciplinary action, immigration services, and criminal prosecution. Training for Confidential Employees may be through their professional organizations, if any, or through the Title IX Coordinator.

4.7.1. A Confidential Employee who receives information about an incident of Sexual Misconduct shall report to the Title IX Coordinator only the type of incident reported.

4.7.2. A Confidential Employee shall also provide such information to the Component's Clery Act Coordinator for purposes of the Component's Annual Security Report.

4.8. Request for Anonymity by Complainant.

4.8.1. When considering reporting options, Complainants should be aware that Confidential Employees are permitted to honor a request for anonymity and can maintain confidentiality.

4.8.2. With the exception of Confidential Employees, Component personnel have mandatory reporting and response obligations, regardless of the Complainant's request for anonymity or confidentiality.

4.8.3. The Complaint or Report shall be used as an anonymous Report for data collection purposes under the Clery Act.

5. Classifying Sexual Misconduct Matters, Possible Dismissals, and Transfers

5.1. Title IX Coordinator's Role in Classifying Sexual Misconduct. The Title IX Coordinator shall review all allegations of Sexual Misconduct to determine if the allegation will be classified as Title IX Sexual Harassment or Non-Title IX Sexual Misconduct at any point during the grievance process.

5.2. Title IX Sexual Harassment. Allegations of Sexual Misconduct shall be classified as Title IX Sexual Harassment provided:

- 5.2.1. the Sexual Misconduct meets the definition of Title IX Sexual Harassment;
 - 5.2.2. the Sexual Misconduct occurred against a person participating in or attempting to participate in a Component's Education Program or Activity; and,
 - 5.2.3. the Sexual Misconduct occurred against a person located within the United States.
- 5.3. Non-Title IX Sexual Misconduct. Sexual Misconduct that does not meet all the requirements in Section 5.2 does not constitute Title IX Sexual Harassment and shall be classified as Non-Title IX Sexual Misconduct.
- 5.4. Mandatory Dismissal of Formal Complaint. If a Formal Complaint has been submitted by a Complainant and the Sexual Misconduct described in the Formal Complaint does not meet all the requirements in Section 5.2, the Title IX Coordinator shall dismiss the Formal Complaint for purposes of the Title IX Sexual Harassment process.
- 5.4.1. If a Formal Complaint is dismissed for failing to meet the requirements in Section 5.2, a Component may address such Non-Title IX Sexual Misconduct through the Non-Title IX Sexual Misconduct provisions of this Policy.
 - 5.4.2. If the allegation does not meet the definition of Sexual Misconduct, the Component may address the misconduct through the applicable code of conduct process.
- 5.5. Permissive Dismissal of Formal Complaint and/or Transfer to Alternative Disciplinary Process.
- 5.5.1. A Component may, but is not required to, dismiss a Formal Complaint or any allegations therein, if at any time during the Title IX Sexual Harassment investigation or live hearing:
 - 5.5.1.1. a Complainant notifies the Title IX Coordinator in writing that the Complainant would like to withdraw the Formal Complaint or any allegations therein;

- 5.5.1.2. if the Respondent is no longer enrolled or employed by the Component; or,
 - 5.5.1.3. specific circumstances prevent the Component from gathering evidence sufficient to reach a determination as to the Formal Complaint or allegations therein.
- 5.5.2. Any matter permissively dismissed by the Component may require transfer to the Non-Title IX Sexual Misconduct process. Prior to dismissal, the Title IX Coordinator must determine whether the allegations, if proven, mandate transfer to an alternative disciplinary process. Component shall expedite the disciplinary process, as necessary, to accommodate both Parties' interests in a speedy resolution.
- 5.5.2.1. If a Student withdraws or graduates from a Component pending a disciplinary charge alleging that the Student violated this Policy, the Component may not end the disciplinary process or issue a transcript to the student until the Component makes a final determination of responsibility.
 - 5.5.2.2. On request by another postsecondary educational institution, a Component shall provide to the requesting institution information relating to a determination by the Component that a student enrolled at the Component violated this Policy.
- 5.6. Permissive Dismissal of Non-Title IX Sexual Misconduct Allegations and/or Transfer to Alternative Disciplinary Process.
- 5.6.1. A Component may, but is not required to, dismiss a report or any allegations therein, if at any time during the investigation or hearing:
 - 5.6.1.1. a Complainant notifies the Title IX Coordinator in writing that the Complainant would like to withdraw the Report or any allegations therein; or,

5.6.1.2. specific circumstances prevent the Component from gathering evidence sufficient to reach a determination as to the Report or allegations therein.

5.6.2. Any matter permissively dismissed by the Component may require transfer to an alternative disciplinary process. Prior to dismissal, the Title IX Coordinator must determine whether the allegations, if proved, mandate such a transfer.

5.7. Notice of Dismissal. Upon a dismissal required or permitted under this Policy, the Component must promptly send written notice of the dismissal and reason(s) therefor simultaneously to the Parties, including information regarding the procedures for appealing the dismissal.

6. Title IX Coordinator's Role during Pre-investigation of Sexual Misconduct.

6.1. Receipt of Allegation. Upon receipt of an allegation of Sexual Misconduct, the Title IX Coordinator shall:

- 6.1.1. promptly contact the Complainant to discuss the availability of Supportive Measures, Complainant's wishes with respect to Supportive Measures, and the availability of Supportive Measures with or without the filing of a Formal Complaint or Report;
- 6.1.2. explain to the Complainant the process for filing a Formal Complaint or Report;
- 6.1.3. provide an electronic and/or hard copy of this Policy which explains the process and rights of all Parties;
- 6.1.4. request additional information regarding the reported incident;
- 6.1.5. explain the investigatory process;
- 6.1.6. explain the options for reporting to law enforcement authorities, whether on campus or local police;
- 6.1.7. discuss Complainant's request for anonymity and confidentiality, if such has been requested, and explain that confidentiality may impact the Component's ability to investigate fully;

- 6.1.8. discuss the Parties' consent to release and share documents and/or the need for non-disclosure agreements;
 - 6.1.9. determine whether the Complainant wishes to pursue informal resolution; and,
 - 6.1.10. refer the Complainant, as appropriate, to the counseling center or other resources, including but are not limited to, law enforcement, medical assistance, psychological counseling, victim advocacy resources, legal resources, student financial aid, alternative disciplinary processes, and visa and immigration assistance.
- 6.2. Complainant's Request Not to Investigate an Incident of Sexual Misconduct. If the Complainant does not wish to have an incident of Sexual Misconduct investigated, the Title IX Coordinator shall discuss this request with Complainant before the Title IX Coordinator makes a decision on whether to proceed with the investigation.
- 6.2.1. In deciding whether to proceed with such an investigation, the Title IX Coordinator will make an individualized assessment, taking into account the Complainant's wishes not to proceed as well as other relevant factors including, but not limited to:
 - 6.2.1.1. the seriousness of the alleged conduct;
 - 6.2.1.2. whether violence or weapons were involved;
 - 6.2.1.3. the age of the victim;
 - 6.2.1.4. whether other Complaints or Reports have been made against the alleged Respondent; and,
 - 6.2.1.5. whether the alleged incident poses a risk of harm to others.
 - 6.2.2. The Component may investigate the alleged incident of Sexual Misconduct in a manner that complies with the applicable confidentiality provisions in this Policy.
 - 6.2.3. If a Component decides not to investigate, the Component shall take any steps it determines necessary to protect the health and safety of its

community in relation to the alleged incident.

6.2.4. A Component shall inform a Complainant of its decision to either investigate or not investigate the allegations.

6.3. Non-Title IX Sexual Misconduct. Sexual Misconduct that does not meet the definition of Title IX Sexual Harassment shall be classified as Non-Title IX Sexual Misconduct. Non-Title IX Sexual Misconduct may be handled by the Title IX Coordinator's Office or an office or individual(s) the Component determines appropriate to address such Non-Title IX Sexual Misconduct.

7. Title IX Sexual Harassment Grievance Process

7.1. Filing a Formal Complaint. Incidents of Sexual Misconduct should be reported as per Section 4 of this Policy. A Formal Complaint may be filed with the Title IX Coordinator in person, by mail, or by electronic mail, by using the contact information for the Title IX Coordinator under this Policy and any additional method designated by the Component.

7.2. Cases Initiated by the Title IX Coordinator. If the Title IX Coordinator signs a Formal Complaint, the Title IX Coordinator is not a Complainant or otherwise a Party.

7.3. Notice of Allegations. In response to a Formal Complaint the Component must give written notice of the allegations to the Parties. This notice must include:

- 7.3.1. notice of the Component's grievance process, including informal resolution;
- 7.3.2. sufficient details of the allegations known at the time;
- 7.3.3. identities of the Parties involved;
- 7.3.4. the conduct allegedly constituting Title IX Sexual Harassment;
- 7.3.5. the date and location of the alleged incident;
- 7.3.6. a statement that the Respondent is presumed not responsible for the alleged conduct and that a determination regarding responsibility will be made at the conclusion of the grievance process;
- 7.3.7. that the Parties may have an Advisor of their choice,

who may be, but is not required to be, an attorney;

- 7.3.8. that the Parties may inspect and review evidence gathered during the process;
- 7.3.9. that knowingly making false statements or knowingly submitting false information during the grievance process is prohibited; and,
- 7.3.10. the availability of Supportive Measures to the Complainant and Respondent.

7.4. Right to Advisor

7.4.1. Each Party may be accompanied by an Advisor of their choice to any related meeting, interview, or proceeding. The Advisor may be, but need not be, an attorney who may provide support, guidance, or advice to the Party. The Advisor may not otherwise directly participate in any meeting, interview, or proceeding except for the limited purpose of conducting cross-examination (as more fully explained in Section 7.11.3) at a live hearing, if any.

7.4.2. If a Party does not have an Advisor to conduct cross-examination at the live hearing, the Component will provide the Party with an Advisor, who need not be an attorney, for the limited purpose of conducting cross-examination at the live hearing.

7.4.3. Each Party's Advisor is requested to meet with the Title IX Coordinator to discuss hearing procedure and protocols prior to the live hearing, if any.

7.5. Informal Resolution. Informal Resolution of Formal Complaints shall be in accordance with Section 3.9 herein.

7.6. Consolidation of Complaints

7.6.1. A Component may consolidate Formal Complaints as to allegations involving the same circumstances.

7.6.2. A Component may consolidate Formal Complaints involving allegations against more than one Respondent, or by more than one Complainant against one or more Respondents, or by one Party against the other Party, where the allegations arise out of the same facts or circumstances.

7.7. Investigation

- 7.7.1. Scheduling. An assigned Investigator will provide written notice to a Party whose participation is invited or expected, of the date, time, location, and purpose of all hearings, investigative interviews, or other meetings, with sufficient time for the Party to prepare to participate.
- 7.7.2. Information Gathering. Investigator will gather and review information from Complainant, Respondent, and Witnesses. Investigator shall conduct a site inspection, if necessary, and obtain other information as appropriate.
- 7.7.3. Equal Opportunity to Present Evidence and Witnesses. All Parties will have equal opportunity to present fact and expert witnesses and other inculpatory and exculpatory evidence during the course of the investigation. A Component may not restrict the ability of either Party to discuss the allegations under investigation, or to gather and present relevant evidence.
- 7.7.4. Burden on the Component. The burden of proof and the burden of gathering evidence sufficient to reach a determination regarding responsibility rests on the Component and not on the Parties. However, a Component cannot access, consider, disclose, or otherwise use a Party's Confidential Treatment Records, unless that Party consents to such access.
- 7.7.5. Privileges. The process must not require, allow, rely upon, or otherwise use questions or evidence that constitute, or seek disclosure of, information protected under a legally recognized privilege, unless the person holding such privilege has waived the privilege.
- 7.7.6. Right to Inspect and Review Evidence Prior to Completion of the Investigation. Once the assigned Investigator concludes all fact finding and evidence gathering activities, each Party and their respective Advisors must have equal opportunity to inspect and review any evidence obtained as part of the investigation that is directly related to the allegations in the Formal Complaint, including the evidence upon which the Component does not intend to rely in reaching a determination regarding responsibility and inculpatory or exculpatory evidence whether obtained from a Party or other source, so that each Party can meaningfully respond to the evidence prior to the conclusion of the investigation.

- 7.7.6.1. Each Party and their Advisor will be sent such evidence in electronic format or hard copy. Each Party will have ten (10) calendar days from the date they are notified to inspect, review, and respond to the evidence.
 - 7.7.6.2. The written response of each Party, if any, must be considered by the Investigator prior to completion of the Investigative Report.
- 7.8. Investigative Report. Investigator will complete a written Investigative Report that includes summaries of interviews conducted; photographs, if any; documents and materials received; descriptions of relevant evidence; summaries of relevant electronic records; and a detailed report of the events related to the incident. When Investigator is not the Title IX Coordinator, the Investigative Report will be submitted to the Title IX Coordinator to ensure all elements of the investigation have been completed. The Title IX Coordinator will forward the Investigative Report to the Decision Maker.
- 7.9. Notice of Hearing. Upon completion of the Investigative Report, the Title IX Coordinator will send the Notice of Hearing and the Investigative Report to all Parties and their Advisors. The Notice of Hearing and Investigative Report will be sent no less than ten (10) calendar days prior to the scheduled hearing to allow all Parties an opportunity for response.
- 7.10. Pre-Hearing Instructions. The following items should be provided to the Decision Maker no later than three (3) calendar days prior to the date of hearing and apply equally to both Parties:
 - 7.10.1. any written response to the investigative Report;
 - 7.10.2. documents, or other evidence to be used at the hearing;
 - 7.10.3. the name of each witness who is to appear on that Party's behalf (witnesses not previously interviewed or identified may be allowed to testify only at the discretion of the Decision Maker); and,
 - 7.10.4. a list of initial questions and cross-examination questions for the opposing Party and any designated witness. Each Party, through their Advisor, will be permitted to conduct cross-examination even if written questions are not previously submitted by the Party

7.11. Live Hearings. All investigations not dismissed pursuant to Section 5.4 shall have a live hearing. The following are the participants at a live hearing:

7.11.1. Decision Maker. The Decision Maker determines the relevancy of all questions asked during the hearing, may ask questions of any witness or Party during the hearing, and ultimately issues the written decision of responsibility and sanction, if any, after the hearing. The Component's Title IX Coordinator or the Investigator who conducted the investigation or prepared the Investigative Report may not serve as Decision Maker.

7.11.2. Parties. The Parties are the Complainant and Respondent. Each Party may give a statement, answer questions, present evidence, and witnesses, and cross-examine the other Party and witnesses through their Advisor.

7.11.3. Advisor. Each Party is entitled to have an Advisor of their choice at the hearing. Each Party must have an Advisor to conduct cross-examination of the other Party and witnesses. An Advisor may, but is not required to be, an attorney. In addition to cross-examination, the Advisor may provide support, guidance, or advice to Complainant or Respondent, but may not otherwise directly participate in the hearing.

7.11.3.1. If a Party does not have an Advisor, the Component will appoint an Advisor of the Component's choice, without fee or cost to the Party, for the limited purpose of conducting cross-examination, including questions challenging the Party or witness's credibility. A Component is not required to appoint an attorney as an Advisor.

7.11.4. Investigator. The Investigator will be present at the hearing, and may answer questions from either Party about the investigation and the summary of evidence

in the Investigative Report.

7.11.5. Title IX Coordinator. The Title IX Coordinator may be present at the live hearing.

- 7.12. Availability of Investigative Evidence. The Component must make all evidence subject to the Parties' inspection and review available at any hearing to give each Party equal opportunity to refer to such evidence during the hearing, including for purposes of cross-examination.
- 7.13. Documents. Each Party shall have the opportunity to present relevant documents to the Decision Maker for consideration at the hearing. Only documents and other evidence pre-submitted in accordance with Section 7.10 will be considered. Any assertion of fact that is contained within a document may not be considered by the Decision Maker unless the person making the assertion of fact in the document submits to cross-examination by the other Party's Advisor.
- 7.14. Witnesses. Each Party shall have the opportunity to present fact and/or expert witnesses to the Decision Maker for consideration at the hearing.
- 7.15. Determination of Relevance of Questions. Only relevant questions may be asked of a Party or witness during the hearing. Before a Party or witness answers a cross-examination or other question, the Decision Maker must first determine whether the question is relevant.
- 7.15.1. Questions concerning a Party's prior sexual behavior are not relevant unless offered to prove that someone other than the Respondent committed the alleged misconduct or if the questions and evidence concern specific incidents of the Complainant's prior sexual behavior with respect to the Respondent and are offered to prove Consent.
- 7.15.2. The Decision Maker will explain to the Party's Advisor why a question excluded is not relevant. The Decision Maker's relevancy decision is final and may only be challenged as a procedural defect on appeal, as provided in this Policy.
- 7.16. Live Cross-Examination (Directly, Orally, in real time). The cross-examination of a Party or witness must be conducted by the other Party's Advisor, orally, and in real time. A Party may not directly

question the other Party or witness.

- 7.17. Excluding Statements from a Party or Witness Not Subject to Cross-Examination. If a Party or witness does not submit to cross-examination at the hearing, the Decision Maker must not rely on any statement of that Party or witness in reaching a determination regarding responsibility; and the Decision Maker may not draw an inference about responsibility based solely on a Party's or witness's absence from the hearing or refusal to answer cross-examination or other questions.
- 7.18. Alternative Hearing Locations. The hearing may be conducted with all Parties and witnesses physically present in the same geographic location or, at the Component's discretion, any or all Parties, witnesses, or other participants may appear at the hearing virtually. At the request of either Party, the Component shall provide for the entire hearing, including cross-examination, to occur with the Parties in separate rooms with technology that enables the Parties to see and hear each other or the witness answering questions, at all times while the hearing is in session.
- 7.19. Recording of Hearing Proceedings. Component shall create an audio or audiovisual recording, or transcript, of any live hearing and make such recording or transcript available to the Parties for inspection and review.
- 7.20. Decision and Sanctions. Once the live hearing has concluded, the Decision Maker will issue a written determination, which shall be sent simultaneously to the Parties, along with information about how to appeal the determination. The contents of the decision will include:
 - 7.20.1. identification of the allegations potentially constituting Title IX Sexual Harassment;
 - 7.20.2. a description of the procedural steps taken from the receipt of the Formal Complaint through the determination, including any notifications to the Parties, interviews with Parties and witnesses, site visits, methods used to gather other evidence, and hearings held;
 - 7.20.3. findings of fact supporting the determination;
 - 7.20.4. conclusions regarding the application of this Policy

to the facts;

7.20.5. a statement of, and rationale for, the result as to each allegation, including a determination regarding responsibility, any disciplinary sanctions the Component imposes on the Respondent, and whether remedies designed to restore or preserve equal access to the Component's Education Program or Activity will be provided by the Component to the Complainant;

7.20.6. the Component's procedures and permissible bases for the Complainant and Respondent to appeal; and

7.20.7. the identity and contact information of the appropriate Appellate Authority.

7.21. Appeals. Both Parties must be offered an appeal from a determination regarding responsibility, and from a dismissal of a Formal Complaint or any allegations therein.

7.21.1. Grounds for Appeal. The only grounds for appeal are:

7.21.1.1. procedural irregularity, including a relevancy determination, that affected the outcome of the matter;

7.21.1.2. new evidence that was not reasonably available at the time the determination regarding responsibility or dismissal was made and that could affect the outcome of the matter;

7.21.1.3. the Title IX Coordinator, Investigator, or Decision Maker had a conflict of interest or bias for or against Complainants or Respondents generally or the individual Complainant or Respondent that affected the outcome of the matter; and,

7.21.1.4. the Sanction is substantially disproportionate to the written decision.

7.21.2. Procedure for Appeal. Either Party may appeal a dismissal or Decision Maker's determination by filing a written request to appeal, with supporting

information, with the appropriate Appellate Authority within ten (10) calendar days of issuance of the decision. If a Complainant or Respondent appeals, the Component must:

- 7.21.2.1. notify the other Party in writing within five (5) calendar days from when an appeal is filed and implement appeal procedures equally for both Parties;
- 7.21.2.2. give the non-appealing Party seven (7) calendar days from when the Component notifies the non-appealing Party that an appeal has been filed to submit a written statement in support of, or challenging, the outcome, a copy of which will be provided to the appealing Party; and,
- 7.21.2.3. issue a written decision, including the rationale therefor, simultaneously to both Parties within twenty-one (21) calendar days from the date the notice is issued. The decision of the Appellate Authority is final.

7.22. Implementation of Sanction. No sanction shall be implemented until the appeal, if any, has been concluded, or until the time for either Party to submit an appeal has elapsed.

7.23. Implementation of Remedies. Upon the issuance of the written determination and the conclusion of any appeal, if the Decision Maker determines remedies will be provided, the Title IX Coordinator will communicate with Complainant separately to discuss what remedies are appropriate to restore or preserve the Complainant's equal access to the Component's Education Program or Activity.

8. Non-Title IX Grievance Process

8.1. Filing a Report. Incidents of Sexual Misconduct should be reported as per Section 4 of this Policy. Although the Component strongly encourages reporting Sexual Misconduct to the police, the Complainant may request administrative action by the Component with or without filing a police report.

8.2. Notice of Allegations. In response to a Report the Component must give written notice of the allegations to the Parties. This notice must include:

- 8.2.1. notice of the Component's grievance process, including informal resolution;
- 8.2.2. sufficient details of the allegations known at the time;
- 8.2.3. identities of the Parties involved;
- 8.2.4. the conduct allegedly constituting Non-Title IX Sexual Misconduct;
- 8.2.5. the date and location of the alleged incident;
- 8.2.6. that the Parties may have an Advisor of their choice, who may be, but is not required to be, an attorney (the Component is not required to appoint an Advisor);
- 8.2.7. that the Parties may inspect and review evidence gathered during the process;
- 8.2.8. that knowingly making false statements or knowingly submitting false information during the grievance process is prohibited; and,
- 8.2.9. the availability of Supportive Measures to the Complainant and Respondent.

8.3. Investigation

- 8.3.1. Scheduling. An assigned Investigator will provide written notice to a Party whose participation is invited or expected, of the date, time, location, and purpose of all hearings, investigative interviews, or other meetings, with sufficient time for the Party to prepare to participate.
- 8.3.2. Information Gathering. Investigator will gather and review information from Complainant, Respondent, and Witnesses. Investigator shall conduct a site inspection, if necessary, and obtain other information as appropriate.
- 8.3.3. Equal Opportunity to Present Evidence and Witnesses. All Parties will have equal opportunity to present fact and expert witnesses and other inculpatory and exculpatory evidence during the course of the investigation. A Component may not restrict the ability of either Party to discuss the allegations under investigation or to gather and present relevant evidence.

8.3.4. Burden on the Component. The burden of proof and the burden of gathering evidence sufficient to reach a determination regarding responsibility rests on the Component and not on the Parties. However, a Component cannot access, consider, disclose, or otherwise use a Party's Confidential Treatment Records, unless that Party consents to such access.

8.3.5. Privileges. The process must not require, allow, rely upon, or otherwise use questions or evidence that constitute, or seek disclosure of, information protected under a legally recognized privilege, unless the person holding such privilege has waived the privilege.

8.3.6. Right to Inspect and Review Evidence Prior to Completion of the Investigation. Once the assigned Investigator concludes all fact finding, and evidence gathering activities, each Party must have equal opportunity to inspect and review any evidence obtained as part of the investigation that is directly related to the allegations in the Report, including the evidence upon which the Component does not intend to rely in reaching a determination regarding responsibility, and inculpatory or exculpatory evidence whether obtained from a Party or other source, so that each Party can meaningfully respond to the evidence prior to the conclusion of the investigation.

8.3.6.1. Each Party will have ten (10) calendar days to inspect, review, and respond to the evidence.

8.3.6.2. The written response of each Party, if any, must be considered by the Investigator prior to completion of the Investigative Report.

8.4. Investigative Report. The Investigator will complete a written Investigative Report that includes summaries of interviews conducted; photographs, if any; documents and materials received; descriptions of relevant evidence; summaries of relevant electronic records; and a detailed report of the events related to the incident. When Investigator is not the Title IX Coordinator, the Investigative Report will be submitted to the Title IX Coordinator.

8.5. Title IX Coordinator Finding and Recommended Sanction.

8.5.1. The Title IX Coordinator will make a written Finding as to whether:

8.5.1.1. it is more likely than not that Respondent did

not violate this Policy and the matter is closed,
or

8.5.1.2. it is more likely than not that Respondent violated this Policy, and the nature of the violation(s).

8.5.2. The Finding shall include the Title IX Coordinator's basis for the decision and recommended Sanctions when there is a Finding of a violation.

8.5.3. Communication of the Finding and Recommended Sanctions.

8.5.3.1. When there is a Finding of no violation of this Policy, the Title IX Coordinator will communicate the Finding in writing simultaneously to the Complainant and Respondent.

8.5.3.2. When there is a Finding that it is more likely than not that Respondent violated this Policy, the Title IX Coordinator will communicate the Finding in writing to the Component Administrator with authority to determine and issue appropriate Sanctions.

8.5.3.3. When there is a Finding of a violation by a Respondent employed by the Component, the Title IX Coordinator, in consultation with appropriate administrative officials, will provide the Finding to additional individuals, with supervisory authority over the employee, who are not in the line of appellate review.

8.6. Sanction Decision. The responsible Component Administrator will issue written Sanctions promptly and send such Sanctions with a copy of the Findings to the Complainant, Respondent, Title IX Coordinator, and when appropriate, additional individuals with supervisory authority over either Party that are not in line of appellate review. Component Administrator shall inform Complainant of any Sanction(s) imposed on Respondent that directly relates to Complainant.

8.7. Administrators Responsible for Imposing Sanctions

- 8.7.1. Student Respondent Sanctions. The Dean of Students will issue Sanctions for Students. When Respondent is both a Student and an Employee, the Title IX Coordinator will determine whether the Respondent's status is that of Student, staff, or faculty for disciplinary purposes. When Respondent's status is determined to be that of a Student employed by the Component, the Dean of Students will consult with the appropriate Human Resources authority prior to issuing Sanctions.
- 8.7.2. Staff Respondents. The Respondent's supervisor, or other authority within the Respondent's chain of command, will issue Sanctions in consultation with Human Resources.
- 8.7.3. Faculty Respondents. The Dean shall consult with the Department Chair as appropriate and issue Sanctions.
- 8.8. Dispute of Findings and/or Sanctions. Complainant or Respondent may elect to dispute the Finding and/or the Sanction. Review of disputed Findings and/or Sanction(s) are based on the preponderance of evidence standard.
- 8.8.1. Students. Student Complainants or Respondents must submit a written request for a hearing to the Title IX Coordinator within seven (7) calendar days. Procedures for the hearing are outlined in the System Rules and Regulations, Chapter VI §§ 5.7-5.9, with exceptions as follows:
- 8.8.1.1. The Component Representative for hearings related to the Non-Title IX Sexual Misconduct shall be the Component's Title IX Coordinator;
 - 8.8.1.2. The Title IX Coordinator is responsible for arranging the hearing by notifying the Parties of the hearing dates, the availability of documents to be used at the hearing, the witnesses expected to provide information at the hearing, as well as deadlines for submission of questions.
 - 8.8.1.3. Each Party shall receive a copy of the written request for hearing and notice of the hearing, and has a right to be present.
 - 8.8.1.3.1. Neither Party shall be compelled to attend any hearing. The hearing may be conducted

with all Parties and witnesses physically present in the same geographic location or, at the Component's discretion, any or all Parties, witnesses, or other participants may appear at the hearing virtually.

8.8.1.3.2. At the request of either Party, the Component shall provide for the entire hearing to occur with the Parties in separate rooms with technology that enables the Parties to see and hear each other.

8.8.1.4. Complainant and Respondent may submit written questions for the other Party and any witnesses to the Decision Maker. Such questions shall be submitted by the Parties in accordance with the deadline established. The Decision Maker will determine, and shall ask the questions relevant to the inquiry. Any individual participating as a Decision Maker may ask relevant questions of the Parties and/or witnesses. Relevant follow-up questions may be submitted to the Decision Maker during the hearing.

8.8.1.5. Hearing Decision. The Decision Maker may uphold, reject or modify the Finding(s) and Sanctions(s), or remand the matter to the Title IX Coordinator for further investigation and/or other action.

8.8.1.6. The Decision Maker shall issue a written, final Decision and shall provide a copy of the Decision to Complainant, Respondent, the Title IX Coordinator, and Dean of Students.

8.8.2. Staff. Complainants or Respondents may elect to dispute the Finding and/or Sanction as follows.

8.8.2.1. Any request for review of the Finding or Sanction against a staff member must be made in writing and submitted with all information in support of the request to the Chief Human Resources Officer, or his or her designee,

within five (5) calendar days of receipt of the Finding or Sanction.

- 8.8.2.2. The Chief Human Resources Officer shall provide a copy of the materials submitted to the other Party, the Title IX Coordinator, and the Decision Maker within five (5) calendar days of receipt.
- 8.8.2.3. A Party who has not requested review, including the Component, may, but is not required to, submit a written response to the Decision Maker within five (5) calendar days of receiving the materials.
- 8.8.2.4. The Decision Maker may uphold, reject, modify, or remand the Decision. The Decision is final.
- 8.8.2.5. The Decision Maker will inform Complainant, Respondent, Title IX Coordinator, appropriate supervisor, and appropriate Campus Administrator of the Decision in writing.

8.8.3. Non-Tenured Faculty Dispute of Non-Reappointment or Termination After Expiration of Contract Period. Should the Sanction against a non-tenured faculty member result in the non-reappointment or termination of the faculty member after expiration of his/her contract period, faculty member may dispute the Findings and/or Sanctions as described herein. However, the faculty member is not entitled to a hearing.

- 8.8.3.1. No later than thirty (30) calendar days after the faculty member receives notice of the Finding and/or Sanction, he or she may request review from the President by submission of the grievance form prescribed by the Component together with any supporting materials.
- 8.8.3.2. The Component President shall designate a Hearing Officer to review.
- 8.8.3.3. The Hearing Officer shall provide a copy of the materials submitted to the other Party and the Title IX Coordinator within five (5) calendar

days of appointment.

8.8.3.4. The Hearing Officer will meet with the faculty member at a mutually convenient time to review the dispute.

8.8.3.5. The Hearing Officer may secure any information the officer determines necessary to review the dispute.

8.8.3.6. The Hearing Officer shall make a written recommendation to the President to approve, reject, modify, or remand the Finding and/or Sanction and shall provide a copy of the recommendation to the faculty member, the other Party, the Title IX Coordinator and Provost.

8.8.3.7. The Component President shall issue a written, final Decision and shall provide a copy of the Decision to the faculty member, the other Party, the Title IX Coordinator and the Provost.

8.8.4. Faculty Hearing. Tenured faculty receiving a Sanction that impacts the faculty member's continued employment, full-time salary (not including administrative positions or summer teaching) or demotion in rank or other faculty member whose employment is terminated prior to the end of his or her contract period may elect to dispute the Finding and/or the Sanction through a hearing. Hearing procedures are outlined in the System Rules and Regulations, Chapter V, § 4.54 with the following exceptions:

8.8.4.1. The role of the Decision Maker is to review the investigation and the appropriateness of the Sanction for significant procedural errors or omissions;

8.8.4.2. All notices and correspondence shall be sent to Complainant, Respondent, Title IX Coordinator, and Provost who shall be referred to as Required Parties for purposes of this section.

8.8.4.3. Within five (5) calendar days of receipt of the

Finding and/or Sanction, the faculty member must file a written request for a due process hearing by submitting the request together with any materials for review to the Provost.

- 8.8.4.4. The other Party shall receive notice of the hearing and has a right to be present, but shall not be compelled to attend any hearing. Complainant, Respondent, or witness who does not want to be in the same room as one of the Parties shall, upon advance request, be accommodated.
- 8.8.4.5. Complainant and Respondent may submit written questions for the other Party and any witnesses to the Decision Maker. Such questions shall be submitted by the Parties in accordance with the deadline established by the Decision Maker. The Decision Maker will determine, and shall ask, the questions relevant to the inquiry. Any individual participating as a Decision Maker may ask relevant questions of the Parties and/or witnesses. Relevant follow-up questions may be submitted to the Decision Maker during the hearing.
- 8.8.4.6. Complainant, Respondent, or Component may be assisted or represented by counsel.
- 8.8.4.7. The Decision Maker shall issue a written recommendation to approve, reject, modify, or remand the Finding and/or Sanction. The recommendation shall be forwarded to the President and Required Parties within five (5) calendar days of the hearing.
- 8.8.4.8. When a Finding of Sexual Misconduct is upheld, Sanctions listed herein shall be imposed. When the President finds substantial doubt about the thoroughness, fairness, and/or impartiality of the investigation or determines there is insufficient evidence to support the recommended Finding, he or she may remand

the matter to the Title IX Coordinator for further investigation and/or other action, or may reject the recommended Finding(s) or Sanction(s).

8.8.4.9. The President shall issue a written, final Decision and shall provide a copy of the Decision to the Required Parties.

8.8.5. Other Faculty Disputes. All other disputes of the Finding and/or Sanction against faculty shall follow the procedures for Staff stated herein.

8.8.6. Third Parties. Third Party Complainants or Respondents have no right to dispute or appeal Findings or Sanctions.

8.8.7. Implementation of Sanction. No sanction shall be implemented until the appeal, if any, has been concluded, or until the time for either Party to submit an appeal has elapsed, unless, in the discretion of the Campus Administrator imposing the Sanction, good cause exists to implement the Sanction.

8.8.8. Implementation of Remedies. Upon the issuance of the written determination, if the Decision Maker determines remedies will be provided, the Title IX Coordinator will communicate with Complainant separately to discuss what remedies are appropriate to restore or preserve the Complainant's equal access to the Component's Education Program or Activity.

9. Appeal of Non-Title IX Grievance Outcome

9.1. Right to Appeal. If a student or faculty member Complainant or Respondent is dissatisfied with the determination of a hearing, either Party may appeal.

9.2. Grounds for Appeal. Grounds for appeal are limited to the following:

9.2.1. Procedural irregularity that affected the outcome of the matter;

9.2.2. New evidence that was not reasonably available at the time the determination regarding responsibility or dismissal was made and that could affect the outcome of the matter;

- 9.2.3. The Title IX Coordinator, Investigator, or Decision Maker had a conflict of interest or bias for or against Complainants or Respondents generally or the individual Complainant or Respondent, that affected the outcome of the matter;
- 9.2.4. The Sanction is substantially disproportionate to the written decision.
- 9.3. Procedure for Student Appeals.
 - 9.3.1. Appeals shall be made in writing and include the ground(s) for appeal. All information in support of the appeal must be included and submitted to the Chief Student Affairs Officer, or his or her designee (Appellate Authority), within five (5) calendar days of the hearing Decision.
 - 9.3.2. The Appellate Authority shall provide a copy of the appeal submission(s) to the other Party and the Title IX Coordinator within three (3) calendar days of receipt.
 - 9.3.3. The Party who has not filed an appeal, including the Component, may, but is not required to, submit a written response to the appeal within five (5) calendar days of receipt. The Appellate Authority shall provide a copy of the response, if any, to the other Party and the Title IX Coordinator within three (3) calendar days of receipt.
 - 9.3.4. The Appellate Authority may approve, reject, modify, or remand the Decision. The Appellate Authority shall issue a written Decision and shall provide a copy to Complainant, Respondent, Title IX Coordinator, and Dean of Students. The Appellate Authority's Decision is final.
- 9.4. Procedure for Faculty Appeals. Appeals of faculty hearings are governed by *System Rules and Regulations, Chapter V. § 4.56* with exceptions as follows:
 - 9.4.1. A faculty member must submit a written appeal stating grounds with any supporting documentation to the System Administration Office within thirty (30) calendar days of receipt of the President's decision.
 - 9.4.2. The System Office shall provide a copy of the appeal concurrently with receipt to the non-appealing Party, the President, Title IX Coordinator, and additional individuals with

supervisory authority over either Party.

9.4.3. The President may submit a written response to the appeal within thirty (30) calendar days of receipt of the appeal from the System Office.

9.4.4. The TSUS Board shall provide notice in writing of the reasons for its Decision simultaneously to the faculty member, the non-appealing Party, the President, and Title IX Coordinator. The Decision of the Board is final.

9.5. Modification of Deadlines. The Appellate Authority may modify the deadlines contained in this section, as necessary to accomplish the purposes stated and for good cause, including, but not limited to, the complexity of the appeal, semester breaks and time-sensitive considerations.

10. Administrative Requirements

10.1. Component Website Requirements. A Component shall create and maintain a web page dedicated solely to this Policy.

10.1.1. The web page shall be easily accessible through a clearly identifiable link on the Component's internet website home page.

10.1.2. The Component's internet website home page shall contain a clearly identifiable link to enable an individual to make an anonymous Report of an incident of Sexual Misconduct.

10.2. Comprehensive Prevention & Outreach Program. Each Component shall develop and implement a comprehensive prevention and outreach program on Sexual Misconduct. The comprehensive prevention and outreach program must address a range of strategies to prevent Sexual Misconduct. The program must also include a victim empowerment program, a public awareness campaign, primary prevention, bystander intervention and risk reduction strategies. The Component will engage in the risk reduction strategies outlined below to limit the risk of Sexual Misconduct for the campus community.

10.2.1. Primary Prevention Training. Primary prevention training programs shall be designed to promote awareness of sexual offenses, and to incorporate risk reduction strategies to enable community members to take a role in preventing and interrupting incidents of

Sexual Misconduct.

10.2.1.1. The Component training will be based upon research and will be assessed periodically for effectiveness.

10.2.1.2. Specifically, training will include:

- 10.2.1.2.1. definitions of Sexual Misconduct offenses which are prohibited by the Component, as defined by applicable law;
- 10.2.1.2.2. definition of consent as defined by Texas law;
- 10.2.1.2.3. awareness and prevention of rape, acquaintance Rape, Sexual Harassment, Domestic Violence, Dating Violence, Sexual Assault, and Stalking;
- 10.2.1.2.4. risk reduction, such as recognition of warning signs of possible Sexual Misconduct, situational awareness, and safety planning;
- 10.2.1.2.5. bystander intervention, to encourage identification of situations that might lead to Sexual Misconduct, and promote safe intervention as a means to prevent the misconduct (bystander intervention includes recognizing situations of potential harm, understanding institutional structures and cultural conditions that facilitate violence, overcoming barriers to intervening, identifying safe and effective intervention options, and taking action to intervene);
- 10.2.1.2.6. options for reporting Sexual Misconduct and the confidentiality that may attach to such reporting;
- 10.2.1.2.7. the grievance process for Sexual

- Misconduct, as described in this Policy;
 - 10.2.1.2.8. procedures for accessing possible Sanctions for Sexual Misconduct, as described in this Policy;
 - 10.2.1.2.9. campus and community resources available to Complainants or Respondents;
 - 10.2.1.2.10. interim safety measures available for Complainants; and,
 - 10.2.1.2.11. descriptions of additional and ongoing Sexual Misconduct prevention and awareness campaigns and training.
- 10.2.1.3. Each entering freshman and undergraduate transfer Student, and New Employees shall attend an orientation regarding Sexual Misconduct and the Sexual Misconduct Policy during the first semester or term of enrollment or employment. The Component shall establish the format and content of the orientation, which may be provided online. The orientation must include the name, office location, and contact information of the Component's Title IX Coordinator. The orientation must contain a statement regarding:
- 10.2.1.3.1. the importance of a victim of Sexual Harassment, Sexual Assault, Dating Violence, or Stalking going to a hospital for treatment and preservation of evidence, if applicable, as soon as practicable after the incident;
 - 10.2.1.3.2. the right of a victim of Sexual Harassment, Sexual Assault, Dating Violence, or Stalking to report the incident to the Component and to receive a prompt and equitable resolution of the Report; and,
 - 10.2.1.3.3. the right of a victim of a crime to choose

whether to report the crime to law enforcement, to be assisted by the institution in reporting the crime to law enforcement, or to decline to report the crime to law enforcement.

10.2.2. Ongoing Sexual Misconduct Education. The Component's commitment to raising awareness of the dangers of Sexual Misconduct shall include ongoing education.

10.2.2.1. Ongoing education must include:

- 10.2.2.1.1. the same information as the primary training;
- 10.2.2.1.2. the name, office location and contact information of the Component's Title IX Coordinator, provided to Students by email at the beginning of each semester;
- 10.2.2.1.3. include a public awareness campaign; and,
- 10.2.2.1.4. include a victim empowerment program.

10.2.2.2. Ongoing education may include, but is not limited to:

- 10.2.2.2.1. annual training, lectures by faculty, staff, mental health professionals, and/or trained non-Component personnel;
- 10.2.2.2.2. dissemination of informational materials regarding the awareness and prevention of Sexual Misconduct; and,
- 10.2.2.2.3. event programming, both campus-wide, and coordinated with and delivered to individual groups on campus.

10.2.3. Training of Title IX Personnel. Title IX personnel includes Title IX Coordinators, Deputy Coordinators, investigators, Decision Makers, and facilitators of informal resolution processes.

10.2.3.1. All Title IX personnel shall receive training

each academic year including:

- 10.2.3.1.1. knowledge of offenses, including specific definitions of Sexual Misconduct offenses which are prohibited by the Component as defined by applicable law;
 - 10.2.3.1.2. the scope of the Component's Education Programs and Activities, in order to identify situations that require a response under Title IX; and,
 - 10.2.3.1.3. investigatory procedures, due process, and Component Policy and procedures related to Sexual Misconduct.
- 10.2.3.2. All Title IX personnel shall receive training in the following areas:
- 10.2.3.2.1. how to conduct an investigation and grievance process, including hearings, appeals, and informal resolution processes; and,
 - 10.2.3.2.2. how to serve impartially, including avoiding prejudgment of the facts at issue, conflicts of interest, and bias.
- 10.2.3.3. Investigators shall receive training on issues of relevance to create an investigative Report that fairly summarizes relevant evidence.
- 10.2.3.4. Decision Makers shall receive the following training:
- 10.2.3.4.1. the use of technology to be used in a live hearing, to be received prior to that hearing; and,
 - 10.2.3.4.2. issues of relevance of questions and evidence, including when questions and evidence about the Complainant's sexual predisposition or prior sexual behavior are not relevant.
- 10.2.3.5. Materials used in training of Title IX Personnel must not rely on sex stereotypes and must

promote impartial investigations and adjudications of Formal Complaints of sexual harassment.

10.2.4. Trauma-Informed Investigation Training. Each peace officer employed by a Component shall complete training on trauma-informed investigation into allegations of Sexual Harassment, Sexual Assault, Dating Violence, and Stalking.

10.2.5. Posting of Training Materials. All materials used to train Title IX personnel as described in Section 10.2.3 must be made publicly available on the Component's website. This requirement applies regardless of whether materials were created by or procured by the Component.

10.2.6. Memoranda of Understanding Required. To facilitate effective communication and coordination regarding allegations of Sexual Harassment, Sexual Assault, Dating Violence, and Stalking a Component shall enter into a memorandum of understanding with one or more:

10.2.6.1. local law enforcement agencies;

10.2.6.2. sexual harassment, Sexual Assault, Dating Violence, or Stalking advocacy groups; and,

10.2.6.3. hospitals or other medical resource providers.

10.3. Requirements of the Title IX Coordinator's Quarterly Report, as Prescribed by Statute

10.3.1. The Title IX Coordinator of each Component, shall, once every three months, submit a written report of sexual misconduct allegations received by Responsible Employees to the Component's President containing the following information:

10.3.1.1. the number of reports of Sexual Harassment, Sexual Assault, Dating Violence and Stalking during the reporting period;

10.3.1.2. the number of investigations conducted during the reporting period;

- 10.3.1.3. the final dispositions occurring during the reporting period; and,
 - 10.3.1.4. the number of reports for which the Component determined not to initiate a disciplinary process during the reporting period.
 - 10.3.2. The Title IX Coordinator of each Component shall immediately report to the Component's President any incident of Sexual Harassment, Sexual Assault, Dating Violence or Stalking if the Coordinator has cause to believe that the safety of any person is in imminent danger as a result of such conduct.
- 10.4. Requirements of the Component President's Annual Report, as Prescribed by Statute
- 10.4.1. The President of each Component shall, once each academic year in either the fall or spring semester, submit a report of Sexual Misconduct allegations received by the Component to the TSUS Board of Regents containing the following information:
 - 10.4.1.1. the number of reports received of sexual harassment, Sexual Assault, Dating Violence and Stalking during the reporting period;
 - 10.4.1.2. the number of investigations conducted during the reporting period;
 - 10.4.1.3. the final dispositions occurring during the reporting period;
 - 10.4.1.4. the number of reports for which the Component determined not to initiate a disciplinary process during the reporting period; and,
 - 10.4.1.5. any disciplinary actions taken against Employees who knowingly fail to report an incident of Sexual Harassment, Sexual Assault, Dating Violence or Stalking, when required to do so, or who knowingly, with intent to harm or deceive, make a false report of such conduct.
 - 10.4.2. The report to the TSUS Board of Regents may not identify any person, and a copy of such report must

be submitted to the Chancellor and the Vice Chancellor and General Counsel.

- 10.4.3. A President is not required to submit a report to the TSUS Board of Regents for any semester the Component has fewer than 1,500 enrolled students unless more than five reports of either Sexual Harassment, Sexual Assault, Dating Violence or Stalking were received during that semester.
- 10.4.4. The President's report to the TSUS Board of Regents shall be posted on the Component's internet website.
- 10.4.5. The President of each Component shall annually certify in writing to the Texas Higher Education Coordinating Board that the Component is in substantial compliance with this subsection. The President shall send a copy of the letter certifying substantial compliance to the Chancellor and the Vice-Chancellor and General Counsel.

10.5. Recordkeeping.

- 10.5.1. A Component shall retain for seven years, unless a longer retention period is required by law or record retention schedule, the records of Sexual Misconduct allegations, investigations, hearings, appeals, and all related matters, including the following:
 - 10.5.1.1. the responsibility determination;
 - 10.5.1.2. any audio or audiovisual recording or transcript of any live hearing;
 - 10.5.1.3. the disciplinary sanctions imposed on the Respondent, if any;
 - 10.5.1.4. the remedies provided to the Complainant, if any;
 - 10.5.1.5. the appeal and its result, if any;
 - 10.5.1.6. the informal resolution and its results, if any; and,
 - 10.5.1.7. the materials used to train Title IX Coordinators, Investigators, Decision Makers,

and any person who facilitates informal resolutions.

10.5.2. A Component shall create and retain for seven years, unless a longer retention period is required by law or record retention schedule, the actions, including Supportive Measures, taken in response to a Report or Formal Complaint of sexual harassment. A Component shall document:

10.5.2.1. the reasons for its conclusions;

10.5.2.2. if Supportive Measures were not provided, the reasons the Component did not provide Supportive Measures, which are not clearly unreasonable in light of the known circumstances; and,

10.5.2.3. that it has taken measures designed to restore or preserve equal access to the Component's Education Program or Activity.

Glossary

Actual Knowledge, in the context of Title IX Sexual Harassment, means notice of Sexual Harassment or allegations of Sexual Harassment to a Component's Title IX Coordinator or any official of the Component who has authority to institute corrective measures on behalf of the Component ("Official with Authority"). Imputation of knowledge based solely on vicarious liability or constructive notice is insufficient to constitute actual knowledge. This standard is not met when the only official of the Component with actual knowledge is the Respondent. The mere ability or obligation to report Sexual Harassment or to inform a Student about how to report Sexual Harassment or having been trained to do so, does not qualify an individual as one who has authority to institute corrective measures on behalf of the Component.

Advisor refers to the person who may accompany the Party to any and all meetings, hearings, or proceedings and provides support, guidance, or advice to the Party. The Advisor may not directly participate in any meeting, hearing, or proceeding, except for the limited purpose of conducting oral cross-examination during a live hearing in a Title IX Sexual Harassment matter. The Advisor may

not conduct oral cross-examination during a hearing in a Non-Title IX Sexual Misconduct matter.

Appellate Authority means an individual(s) appointed or authorized by the Component to hear appeals.

Campus Administrator refers to the person(s) authorized by the Component to perform the function(s) as designated in this Policy

Campus Security Authorities (CSA) refers to those individuals designated by the Component, including but not limited to, University Police and officials who have significant responsibility for student and campus activities, who are responsible for accurately reporting crime information for purposes of the Clery Act.

Complaint refers to Formal Complaint as defined herein.

Complainant means an individual who is alleged to be the victim of Sexual Misconduct, and shall be referred to herein as either Complainant or victim. These terms may be used interchangeably throughout this Policy. For Title IX Sexual Harassment complaints, the Complainant must be participating in or attempting to participate in the Component's Education Program or Activity at the time of the alleged incident.

Component refers to all member institutions of the Texas State University System, including the System Administration Office, Lamar University, Lamar Institute of Technology, Lamar State College Orange, Lamar State College Port Arthur, Sam Houston State University, Sul Ross State University, and Texas State University.

Component Premises. Buildings or grounds owned, leased, operated, controlled, or supervised by the Component including property that is within or reasonably contiguous to the premises owned by the Component but controlled by another person, is frequently used by students, and supports institutional purposes, such as a food or other retail vendor.

Confidential Employee refers to a person designated by the Component to whom students enrolled at the institution may speak confidentially concerning incidents of Sexual Misconduct. The term refers to physical and mental health professionals, including licensed counselors who provide mental health counseling to members of the school community, and those who act under the supervision of a health care

employee; and individuals whose scope of employment includes confidentiality requirements under Texas law.

Confidential Treatment Records means records that are made or maintained by a physician, psychiatrist, psychologist, or other recognized professional or paraprofessional acting in the professional or paraprofessional's capacity, or assisting in that capacity, and which are made and maintained in connection with the provision of treatment to the Party, unless the Component obtains that Party's voluntary, written consent to do so for a grievance process under this Policy. If the Party is not legally able to give written consent due to minority, then a parent or legal guardian must provide written consent for the Party.

Consent is an informed and freely and affirmatively communicated willingness to participate in a particular sexual activity. Consent can be expressed either by words or by clear and unambiguous actions, as long as those words or actions create mutually understandable permission regarding the conditions of each instance of sexual activity. It is the responsibility of the person who wants to engage in the sexual activity to ensure that s/he has the consent of the other to engage in each instance of sexual activity. (The definition of consent for the crime of sexual assault in Texas can be found at Texas Penal Code Section 22.011)The Component will consider the following factors in determining whether consent was provided:

- 1) consent is a voluntary agreement or assent to engage in sexual activity;
- 2) someone who is incapacitated cannot consent;
- 3) consent can be withdrawn at any time;
- 4) past consent does not imply future consent;
- 5) silence or an absence of resistance does not imply consent;
- 6) consent to engage in sexual activity with one person does not imply consent to engage in sexual activity with another;
- 7) coercion, force, or threat invalidates consent; and
- 8) being intoxicated or under the influence of alcohol, drugs, or any other substance is never an excuse for engaging in Sexual Misconduct.

Cyberstalking involves using electronic means, including the Internet, for purposes of a sexual nature, to stalk or harass a person or group of people.

In Texas, "**cyberbullying**" is defined as a person using any electronic communication device to engage in bullying or intimidation. So, this

form of bullying falls under the broader **bullying law**. Relevant communications include, for example, statements made through social media and text messages. (Texas Educational Code § 37.218.)

Dating Violence is violence committed by a person: 1) who is or has been in a social relationship of a romantic or intimate nature with the victim; and 2) where the existence of such a relationship shall be determined based on a consideration of the following factors: (a) the length of the relationship; (b) the type of relationship; (c) the frequency of interaction between the persons involved in the relationship. (20 U.S.C. §1092) and 34 CFR 668.46 (j)(1)(i)(B)

Decision Maker means the person or people who makes the determination regarding responsibility or dismissal of an allegation of Sexual Misconduct and the person or people who makes the determination if the responsibility determination or dismissal is appealed. The Appellate Authority may not also serve as the Decision Maker in the same or affiliated grievance.

Dean of Students includes the Student Affairs Office, the Student Services Office, the Dean of Student Life, or the equivalent personnel.

Domestic Violence includes felony or misdemeanor crimes of violence committed by a current or former spouse or intimate partner of the victim, by a person with whom the victim shares a child in common, by a person who is cohabitating with or has cohabitated with the victim as a spouse or intimate partner or roommate, by a person similarly situated to a spouse of the victim under the domestic or family violence laws of the State of Texas, or by any other person against an adult or youth victim who is protected from that person's acts under the domestic or family violence laws of the State of Texas.

Education Program or Activity means all the operations of a Component on or off campus, including any building owned or controlled by a student organization that is officially recognized by the Component. Education Program or Activity also includes employment with the Component.

Employee refers to both faculty and staff.

Finding means the written decision made by the Title IX Coordinator or Decision Maker, per the applicable grievance process.

Fondling means the touching of the private body parts of another person for the purpose of sexual gratification, without the Consent of the Victim, including

instances where the Victim is incapable of giving Consent because of their age or because of their temporary or permanent mental incapacity.

Formal Complaint means a document filed by a Complainant or signed by the Title IX Coordinator alleging Title IX Sexual Harassment against a Respondent and requesting that the Component investigate the allegation of Sexual Harassment.

The phrase “document filed by a Complainant” means a document or electronic submission (such as by electronic mail or through an online portal provided for this purpose by the Component) that contains the Complainant’s physical or digital signature, or otherwise indicates that the Complainant is the person filing the Formal Complaint.

Incest means sexual intercourse between persons who are related to each other within the degrees wherein marriage is prohibited by law.

Informal Resolution means the process utilized by a Component to resolve Formal Complaints or Reports as an alternative to the investigation and adjudication procedures stated in this Policy. Informal Resolution may include but is not limited to mediation.

Informal Resolution Facilitator means the person who assists and guides the Parties toward their own resolution. The **Informal Resolution Facilitator** does not decide the outcome.

Investigator refers to the person who conducts the Sexual Misconduct investigation.

New Employee refers to a faculty or staff member who has not been previously employed by the Component, or whose previous employment with the Component was more than one year from their latest date of hire with the Component.

Non-Title IX Sexual Misconduct refers to Sexual Misconduct that does not meet the definition of Title IX Sexual Harassment in this Policy.

Notice means notification. Notice may be provided via electronic or hard copy methods. Every effort will be made to notify each Party using the same method.

Official with Authority refers to the Title IX Coordinator or any official, as determined by the Component, who has authority to institute corrective measures on behalf of the Component.

Parties means the Complainant and Respondent.

Preponderance of the Evidence means the greater weight and degree of credible evidence. Preponderance of the evidence is the standard for determining allegations of Sexual Misconduct under this Policy. Preponderance of the evidence is satisfied if the Sexual Misconduct is more likely to have occurred than not.

Rape means the penetration, no matter how slight, of the vagina or anus with any body part or object, or oral penetration by a sex organ of another person, without the Consent of the Victim. See also definition of Sexual Assault herein.

Report refers to a report of Sexual Misconduct that is not Title IX Sexual Harassment.

Respondent refers to the person accused of Sexual Misconduct.

Responsible Employee refers to a Component Employee engaged in the course and scope of their employment, including campus police or security. All Employees are Responsible Employees except Confidential Employees. Responsible Employees include all administrators, faculty, staff, residence life directors and Advisors, and graduate teaching assistants.

Retaliation means any adverse action threatened or taken against a person because he or she has filed, supported, or provided information in connection with a Formal Complaint of Sexual Misconduct, including, but not limited to direct and indirect intimidation, threats, and harassment. Intimidation, threats, coercion, or discrimination, including charges against an individual for code of conduct violations that do not involve Sexual Misconduct, but arise out of the same facts or circumstances as a Formal Complaint or Report of Sexual Misconduct, for the purpose of interfering with any right or privilege secured by Title IX or this Policy, constitutes retaliation.

Sex Discrimination also referred to herein as sexual discrimination involves treating a person unfavorably because of that person's sex.

Sex Offenses include any sexual act directed against another person, without the Consent of the victim, including instances where the victim is incapable of giving Consent.

Sexual Assault is defined as forcible or nonforcible sex offenses under the FBI's Uniform Crime Reporting (U.C.R) program [20 U.S.C. 1092 (f)(6)(A)(v)], which includes these two offense categories:

(i) **Sex Offenses, Forcible:** Any sexual act directed against another person, without the consent of the victim including instances where the victim is incapable of giving consent

(a) **Forcible Rape: (Except Statutory Rape)** The carnal knowledge of a person, forcibly and/or against that person's will or not forcibly or against the person's will in instances where the victim is incapable of giving consent because of his/her temporary or permanent mental or physical incapacity.

(b) **Forcible Sodomy:** Oral or anal sexual intercourse with another person, forcibly and/or against that person's will or not forcibly or against the person's will in instances where the victim is incapable of giving consent because of his/her youth or because of his/her temporary or permanent mental or physical incapacity.

(c) **Sexual Assault with an Object:** To use an object or instrument to unlawfully penetrate, however slightly, the genital or anal opening of the body of another person, forcibly and/or against that person's will or not forcibly or against the person's will in instances where the victim is incapable of giving consent because of his/her youth or because of his/her temporary or permanent mental or physical incapacity.

(d) **Forcible Fondling:** The touching of the private body parts of another person for the purpose of sexual gratification, forcibly and/or against that person's will or not forcibly or against the person's will in instances where the victim is incapable of giving consent because of his/her youth or because of his/her temporary or permanent mental or physical incapacity.

(ii) Sex Offenses, Nonforcible: (Except Prostitution Offenses) Unlawful, nonforcible sexual intercourse.

(a) Incest: Nonforcible sexual intercourse between persons who are related to each other within the degrees wherein marriage is prohibited by law.

(b) Statutory Rape: Nonforcible sexual intercourse with a person who is under the statutory age of consent.

Examples of sexual assault include, but are not limited to, the following nonconsensual sexual activity:

- 1) sexual intercourse (vaginal or anal);
- 2) oral sex;
- 3) Rape or attempted Rape;
- 4) penetration of an orifice (anal, vaginal, oral) with the penis, finger or other object;
- 5) unwanted touching of a sexual nature;
- 6) use of coercion, manipulation or force to make someone else engage in sexual touching, including touching of breasts, chest, buttocks and genitalia;
- 7) engaging in sexual activity with a person who is unable to provide Consent; or
- 8) knowingly transmitting a sexually-transmitted disease to another.

See also definition of Sexual Assault pursuant to Texas Penal Code §22.011.

Sexual Exploitation occurs when a person takes non-consensual or abusive sexual advantage of another for his or her own advantage or benefit, or to benefit or advantage anyone other than the one being exploited.

Examples of sexual exploitation can include, but are not limited to, the following behaviors:

- 1) prostituting another;
- 2) non-consensual electronically recording, photographing, or transmitting intimate or sexual utterances, sounds or images without the knowledge and consent of all Parties involved;

- 3) voyeurism (spying on others who are in intimate or sexual situations);
- 4) going beyond the boundaries of consent (such as letting friends hide in a closet to watch another friend having consensual sex); or
- 5) distributing intimate or sexual information about another person without that person's Consent.

Sexual Harassment:

Title IX Sexual Harassment refers to Sexual Misconduct that meets one or more of these three types of behavior:

- (i) A Component's Employee conditioning provision of an aid, benefit or service of the Component on an individual's participation in unwelcome sexual conduct ("quid pro quo" harassment which may be express or implied and need not be "severe" or "pervasive" as a single incident is inherently "offensive" and jeopardizes equal educational access;
- (ii) Unwelcome conduct determined by a reasonable person to be so severe, pervasive and objectively offensive that it effectively denies a person equal access to the Component's Education Program or Activity, or
- (iii) "Sexual Assault," "Dating Violence," "Domestic Violence" or "Stalking" as defined in referenced statutes.

Sexual Harassment under other applicable state and federal law means unwelcomed sex-based verbal or physical conduct that:

- 1) in the employment context, unreasonably interferes with a person's work performance or creates an intimidating, hostile, or offensive work environment; or
- 2) in the education context, is sufficiently severe, persistent, or pervasive that the conduct interferes with the student's ability to participate in or benefit from Education Programs or Activities at a post-secondary educational institution.

Sexual Intimidation includes but is not limited to: 1) threatening another with a non-consensual sex act; 2) Stalking or Cyber-stalking of a sexual nature as defined

in Texas Penal Code 42.072; or 3) engaging in indecent exposure as defined in Texas Penal Code 21.08.

Sexual Misconduct is a broad term encompassing a range of non-consensual sexual activity or unwelcome behavior of a sexual nature. The term includes but is not limited to Sexual Assault, Sexual Exploitation, Sexual Intimidation, Sexual Harassment, Domestic Violence, Dating Violence, and Stalking. Sexual Misconduct can be committed by men or women, strangers or acquaintances, and can occur between or among people of the same or opposite sex. This term also includes Title IX Sexual Harassment.

Sexual Violence Sexual violence refers to physical sexual acts perpetrated against a person's will or where a person is incapable of giving Consent. All such acts are forms of Sexual Misconduct.

Stalking is defined as engaging in a course of conduct directed at a specific person that would cause a reasonable person to (a) fear for his or her safety or the safety of others; or (b) suffer substantial emotional distress. [34 U.S.C. 12291 (a)(30) and Texas Penal Code Section 42.072.]

Statutory Rape means sexual intercourse with a person who is under the statutory age of Consent.

Student refers to any person who has matriculated, or who is currently or was previously enrolled in the Component on either a full-time or part-time basis.

Supportive Measures means non-disciplinary, non-punitive individualized services offered as appropriate, as reasonably available, and without fee or charge to the Complainant or the Respondent before or after the filing of a Formal Complaint or Report or where no Formal Complaint or Report has been filed. Such measures are designed to restore or preserve equal access to the Component's Education Program or Activity without unreasonably burdening the other Party, including measures designed to protect the safety of all Parties or the Component's educational environment, or deter Sexual Harassment. See Section 3 of this Policy.

Third Party refers to any person who is not a current Student or Employee of the Component, including but not limited to vendors and invited and uninvited visitors.

Third-Party Reporting refers to the submission of a Formal Complaint or Report of Sexual Misconduct by a person on behalf of another person.

Title IX Coordinator is the person who has been designated by each Component to coordinate efforts to comply with and implement this Policy. The Title IX Coordinator is responsible for conducting the administrative investigation of reports of Sexual Misconduct and is available to discuss options, provide support, explain Component policies and procedures, and provide education on relevant issues. The Title IX Coordinator may designate one or more Deputy Title IX Coordinators. Throughout this Policy, the use of the term “Title IX Coordinator” includes such designees.

Title IX Sexual Harassment. See “Sexual Harassment” in this Glossary.

PARAGRAPH 2.2(14) OF CHAPTER IV
ON PAGE IV-2

CHAPTER IV. PRESIDENTS OF THE COMPONENTS

* * *

2. AUTHORITY, DUTIES AND RESPONSIBILITIES.

* * *

2.2 Delegation of Authority. The President of each Component has the following duties and responsibilities:

* * *

2.2(14) Power to Suspend and Remove.

- (a) Suspension and Removal in Non-Title IX Sexual Misconduct Matters. Suspending and removal, without prior notice or hearing, and immediately removing from the campus, any employee or student whose presence poses a continuing danger to persons or property or an ongoing threat of disrupting the Component. As soon as practicable after removal, the President shall afford the affected person any hearing or grievance rights to which he or she may be entitled under these *Rules and Regulations*. Such rights are not waivable at the point of removal or while the affected person is receiving medical or mental health treatment.

- (b) Suspension and Removal in Title IX Sexual Harassment Matters. An employee or student can only be suspended, without prior notice or hearing, and immediately removed from campus, if their presence poses an immediate threat to any person's health or safety. As soon as practicable after removal, the President shall provide the suspended person with notice and an opportunity to challenge the removal. The removal challenge does not include a hearing but is limited to an administrative review by an Administrator appointed by the President. The Appointed Administrator will review the relevant facts and written materials, if any, surrounding the emergency removal. This review will occur within 72 hours of the emergency removal and the burden is

on the suspended person to show why the removal should be lifted.

- (bc) A peace officer may take a person into custody and transport the person to the nearest, appropriate mental health facility if the officer has reason to believe and does believe that there is substantial risk to the person or to others unless the person is immediately restrained. The officer shall fully comply with the provisions of *Texas Health and Safety Code, Section 573.001 et sequitur*. Generally, such actions are not disciplinary or penal in nature, nor are they treated as interim suspensions or removals, unless the person has violated a policy or rule of the System or of the Component. See *Chapter VI, Subparagraph 5.(14)*.
- (ed) As soon as possible, the peace officer shall inform the appropriate Vice President (or designee) of actions taken regarding an affected person under *Subparagraph 2.2(14)(b)*.

Explanation

On May 6, 2020, the Department of Education issued its long-awaited Title IX rules on sexual harassment. One of the new provisions establishes the criteria for suspending a student or employee on an emergency basis and requires institutions of higher education (IHE) to permit the student or employee an opportunity to challenge the emergency removal. The IHE does not have to provide a hearing for the challenge and the student or employee carries the burden of establishing that the emergency removal was improper. The above rule change will ensure that TSUS System Rules comply with the new Title IX regulations.

PARAGRAPH 2.14 OF CHAPTER V
ON PAGE V-15

CHAPTER V. COMPONENT PERSONNEL

* * *

2. GENERAL.

* * *

2.1 Employment.

* * *

2.(14) Grievances. Every employee of each Component, individually or through a representative that does not claim the right to strike, shall be entitled to present grievances to a hearing officer designated by the President concerning such employee’s wages, hours of work, or conditions of work. Such grievances shall not involve formal hearings.

2.141 If the grievance involves an allegation of discrimination and the hearing officer finds that the grievant has established a prima facie case, the hearing officer shall determine whether the administration has stated a nondiscriminatory reason for its decision and so advise the President, who shall make the final decision regarding the grievance.

2.142 For all matters involving sexual misconduct, refer to the Texas State University System Sexual Misconduct Policy.

2.14~~2~~³ At Components that have an office specifically charged with hearing claims of discrimination, the hearing officer shall refer such claims to that office and advise the President or his or her designee of the referral. The President or his or her designee shall make the final decision regarding the matter.

Explanation

On May 6, 2020, the Department of Education issued its long-awaited Title IX rules on sexual harassment. One of the new provisions establishes the criteria for suspending an employee on an emergency basis. The new requirements have been incorporated into the Texas State University System Sexual Misconduct Policy thus negating the need to restate the new lengthy requirements in this section.

PARAGRAPH 5. (14) OF CHAPTER VI
ON PAGE VI-15

CHAPTER VI. STUDENT SERVICES AND ACTIVITIES

* * *

5. STUDENT CONDUCT AND DISCIPLINE.

* * *

5.(14) Interim Disciplinary Action.

- (a) Interim Disciplinary Action in Non-Title IX Sexual Misconduct Matters. In a matter involving Non-Title IX Sexual Misconduct, ~~the~~ Chief Student Affairs Officer, the Vice President in charge of student affairs, or the President of the Component may take immediate interim disciplinary action, including suspension, pending a Due Process hearing against a student for violation of a policy or rule of the System or of the Component when the continuing presence of the student poses a danger to persons or property or an ongoing threat of disrupting the academic or business processes of the Component. The hearing, as provided in *Paragraph 5.7* of this Chapter, shall be held as soon as practicable after the suspension. *See Chapter IV, Subparagraph 2.2(14)* related to non-disciplinary removal from campus.
- ~~(a)~~(b) Interim Disciplinary Action in Title IX Sexual Harassment Matters. In a matter involving Title IX Sexual Harassment, a student may only be suspended, without prior notice or hearing, and immediately removed from campus, if their presence poses an immediate threat to any person's health or safety. As soon as practicable after removal, the Chief Student Affairs Officer, the Vice President in charge of student affairs, or the President shall provide the suspended person with notice and an opportunity to challenge the removal. The removal challenge does not include a hearing but is limited to an administrative review by an Administrator appointed by the President. The Appointed Administrator will review the relevant facts and written materials, if any, surrounding the emergency removal. This review will occur within 72 hours of the emergency removal and the burden is on the student to show why the removal should be lifted.
- ~~(b)~~(c) As soon as possible, the President shall inform the Chancellor and the Vice Chancellor and General Counsel of ~~such~~ any actions taken under Subparagraphs (a) or (b).

Explanation

On May 6, 2020, the Department of Education issued its long-awaited Title IX rules on sexual harassment. One of the new provisions establishes the criteria for suspending a student on an emergency basis and requires institutions of higher education (IHE) to permit such a student an opportunity to challenge the emergency removal. The IHE does not have to provide a hearing for the challenge, and the suspended student carries the burden of establishing that the emergency removal was improper. The above rule change will ensure that TSUS System Rules comply with the new Title IX regulations.

PARAGRAPH 2.11 OF CHAPTER V
ON PAGE V-2

CHAPTER V. COMPONENT PERSONNEL

* * *

2. GENERAL.

* * *

2.1 Employment

2.11. Non-Discrimination Policy. The Texas State University System, including its Components, is an equal opportunity/-affirmative action employer and complies with all applicable federal and state laws regarding non-discrimination and affirmative action, including Title IX of the Education Amendments of 1972 and Section 504 of the Rehabilitation Act of 1973. The Texas State University System, including its Components, is committed to a policy of non-discrimination and equal opportunity for all persons regardless of race, sex, color, religion, national origin or ancestry, age, marital status, disability, sexual orientation, gender identity, or veteran status, in employment, educational programs, and activities and admissions.

Explanation

On June 15, 2020, the U.S. Supreme Court in the case of *Bostock v. Clayton County* held that Title VII of the Civil Rights Act of 1964 protects employees against discrimination on the basis of a person's sexual orientation or gender identity. The above change will ensure TSUS compliance with the recent Supreme Court decision.

NEW PARAGRAPH 19.2(5) OF CHAPTER III
ON PAGE III-47
AND
NEW APPENDIX A-15

CHAPTER III. SYSTEM - COMPONENT OPERATIONS

19. INFORMATION TECHNOLOGY “IT”

* * *

19.2 Policy Components

19.2 Each Component shall adopt an information technology policy addressing...

* * *

(5) *Electronic and Information Resource Accessibility, including compliance; exceptions; training; Electronic Information Resources Accessibility Coordinator (EIRAC) designee; and definitions (See Appendix A-15).*

* * *

Appendix A-15
TSUS Policy Guidelines

TSUS Policy Guideline: Electronic and Information Resource Accessibility

Policy Guideline ID: TSUS IT.

Approval Authority: TSUS Board of Regents

Initial ITTF Approval Date:

Effective BOR Date: August 13, 2020

Last Revised: N/A

Purpose/Reason

The Texas State University System (TSUS) considers information resources accessibility and access by persons with disabilities to electronic information resources procured or developed by the Texas State University System a core value. Compliance with this policy contributes to the

availability and inclusion of electronic information resources for all members of the Texas State University System community.

Policy Statement

The Texas State University System and its component institutions must ensure the accessibility of its electronic information resources procured or developed by the Texas State University System and its component institutions as outlined in Texas Administrative Code, Title 1, Part 10, Chapters 206 and 213.

Policy Specifics

1. Compliance

The Texas State University System (TSUS) and each Component must ensure access by individuals with disabilities to electronic and information resources (EIR) procured or developed by TSUS or Component institutions. (See Texas Administrative Code, Title 1, Part 10, Chapters 206 and 213, Subchapter C (TAC 206 and TAC 213).

2. Exceptions

Texas Administrative Code, Rule 213.37, in accordance with Section 2054.460 of the Texas Government Code, provides that the president or chancellor of a Texas institution of higher education may approve exceptions to Department of Information Resources (DIR) Accessibility Rules when compliance with those rules will constitute a significant difficulty or expense to that institution of higher education. The chancellor may approve or delegate the authority to approve all TSUS Systemwide exceptions and TSUS Administration exceptions. The president of component institutions may approve or delegate the authority to approve each component exception.

3. Accessibility Training

The Chancellor of The Texas State University System ensures that System Administration staff receive necessary training to meet accessibility-related rules. The President of component institutions ensures that Component staff receive necessary training to meet accessibility-related rules. (See Texas Administrative Code, Title 1, Part 10, Chapter 213, Subchapter C, Rule 213.39 (TAC 213).

4. Electronic Information Resources Accessibility Coordinator (EIRAC)

President of component institution designates, or delegates the authority to designate, the EIRAC to develop, support and maintain digital accessibility policies and assist Component with all applicable accessibility rules and regulations.

5. Definitions

Texas Administrative Code, Title 1, Part 10, Chapter 213, Subchapter A, Rule 213.1 includes definitions for electronic and information resources covered by DIR Accessibility Rules as well as general terms referenced by Chapters 206 and 213 of the Code. The Texas State University System and Components should reference these definitions when enforcing DIR Accessibility Rules.

Explanation

Texas Administrative Code, Title 1, Part 10, Chapters 206 and 213, Subchapter C (TAC 206 and TAC 213) outlines the resources needed and policies for individuals with disabilities and their access to electronic information resources (EIR). TAC 206 and TAC 213 provide guidance on EIR procurement, training, and the process for granting exceptions.

This addition serves to codify these policies into Texas State University System Rules and Regulations.

NEW PARAGRAPH 2.2(27) OF CHAPTER IV
ON PAGE IV-4

CHAPTER IV. PRESIDENTS OF THE COMPONENTS

2. AUTHORITY, DUTIES, AND RESPONSIBILITIES

* * *

2.2 Delegation of Authority

- 2.2 The President of each Component has the following duties and responsibilities:

* * *

2.2(27) Managing an Electronic Information Resources Accessibility Program that serves the Component community in accordance with Texas Government Code Chapter 2054 and Texas Administrative Code Chapters 206 and 213.

Explanation

The Texas Department of Information Resources (DIR) states that every state agency and institution of higher education is required to provide equal access to electronic information resources for state employees and members of the public. This includes designating a staff member to serve as the Electronic Information Recourses Accessibility Coordinator (EIRAC) for the agency or institution.

APPENDIX A-3
TSUS IT Policy Guidelines

TSUS Policy Guideline: Information Security Policy

* * *

Policy Specifics

The specific topics and objectives to be addressed by institutional information security policies are outlined below.

* * *

10. Information Security Incident Management

Objective: To ensure information security events and weaknesses associated with information systems are managed in a manner allowing timely corrective action to be taken.

- Formal event reporting and escalation procedures should be established and documented.
- Each Component shall develop policies and mechanisms, providing for notification to the designated information security officer of any suspected data breaches within 48 hours of discovery. Suspected Data Breach is any incident in which sensitive, confidential or otherwise protected data in human or machine-readable form is put at risk because of exposure to unauthorized individuals.
- If an information security incident is required to be reported to the Department of Information Resources under Texas Government Code Sec. 2054.1125 or the “Urgent Incident Report” rules per Texas Administrative Code 202.73(b), the established event reporting and escalation procedures shall also require notification to the System Administration via the Vice Chancellor and Chief Financial Officer and the Chief Audit Executive in a similar reporting manner and timeline.

Explanation

A data breach or unauthorized disclosure of sensitive or confidential information may occur at our component institutions regardless of the medium in which information is transmitted or stored. A data breach may manifest itself electronically via the internet or even via physical mail. In either scenario, such disclosures pose significant risks and create liabilities for component institutions.

Recently a paper-based data breach occurred at a component institution. The component’s Information Security Officer (ISO) did not receive notification of the data breach. The ISO learned of the event months later after one of their colleagues, who was a victim of the breach, asked if the ISO was aware of the incident. The circumstances that created the breach scenario were due to the practice of physically mailing large amounts of confidential information to a third-party contracted business.

By informing the ISO in a timely manner, the component could more effectively mitigate risk of a future breach by transitioning this practice to an electronic solution with higher levels of assurance and accountability. Without proper transparency component Information Security Officers are unable to effectively mitigate risks to the institution's information resources.

It is more likely than not that a paper-based data breach, if exploited, would manifest itself in an electronic system or through digital mechanisms. Therefore, it is important that the component's Information Security Officer be aware of and (if possible) monitor for exploitation with the institution's digital assets.

The suggested change to Appendix A-3 establishes a requirement that suspected data breaches must be reported to the component's Information Security Officer without regard to the medium in which the breach occurs within 48 hours. The bulleted list format was added as a non-substantive change to improve readability.

NEW PARAGRAPH 1.1 OF CHAPTER III
ON PAGE III-3

CHAPTER III. SYSTEM – COMPONENT OPERATIONS

1. ITEMS REQUIRING BOARD APPROVAL.

* * *

1.1 Contracts.

- 1.11 Contracts, purchases, and agreements in the amount of \$1 million or more (see Paragraph 10 of this Chapter for Contracts procedures), whether said amount is income or expenditure, with the exception of:

* * *

(15) Purchases utilizing existing contracts from Group Purchasing Organization (GPO) agreements, however, any individual purchase exceeding the delegated authority levels requires approval of the Board.

Explanation

Institutions frequently utilize advantageous contracts Group Purchasing Organizations (GPOs) have in place with vendors to procure needed goods and services. GPOs frequently used by TSUS Institutions include E&I Cooperative Services, the National Cooperative Purchasing Alliance, BuyBoard Cooperative Purchasing, The Interlocal Purchasing System, and the UT Supply Chain Alliance. GPO contracts are generally used to purchase routine items, such as office supplies, lab supplies, software and computers but may also be used to purchase specialty items such as microscopes, imaging systems, vehicles, etc. Over the life of a GPO contract, an Institution may exceed \$1 million in spend, collectively, even for small dollar, routine purchases.

The proposed change clarifies the use of GPO contracts and limits purchases to within the delegated authority provided by the Rules and Regulations.

PARAGRAPH 6.(11) OF CHAPTER III
ON PAGE III-18

CHAPTER III. SYSTEM – COMPONENT OPERATIONS

6. FINANCIAL AFFAIRS.

* * *

- 6.(11) ~~Establishment of Permanent~~ and Quasi Endowments. The Board encourages creation of permanent endowments at System Components and authorizes each President to set the monetary levels required to establish such endowments. The establishment, abolishment and change to the corpus of a quasi-endowment is subject to Board approval.

Explanation

Quasi Endowments are endowments created by the Board and not by a specific donor agreement. This change clarifies in *Rules & Regulations* that the establishment, abolishment and any addition or subtraction to the corpus is subject to Board approval.

Currently, the component institutions report quarterly to the Board of Regents through the Finance & Audit Committee on quasi endowments.

The proposed change codifies existing TSUS practice and industry requirement in *Rules & Regulations*.

CONSENT – CONTRACTS

SHSU: Agreement with Van Wagner Sports & Entertainment LLC

The agreement, commencing on September 1, 2020, for a term not-to-exceed five (5) years between Sam Houston State University and Van Wagner Sports & Entertainment LLC., for the services of managing and securing multi-media marketing, promotional, broadcasting, and commercial rights (sponsorship and advertising) for any existing and new inventory for an amount not-to-exceed \$2,200,000 with an additional \$1,500,000 in barter, including extensions, is approved.

Explanation

| | |
|--|--|
| Parties to the Contract: | Van Wagner Sports & Entertainment LLC of New York, NY. |
| Subject Matter of the Contract: | Multi-Media Rights |
| Purpose: | To promote the relationship between the University and Van Wagner Sports & Entertainment to increase revenue generation in sponsorships and broadcasting. |
| Price: | The term, shall not-to-exceed amount of \$2,200,000, and \$1,500,000 in barter. |
| Duration: | Five (5) Years. |
| Amendments: | Not at this time. |
| Source of Funding: | Designated Funds |
| Review Statement: | Sam Houston State University hereby affirms that the contract will be submitted for review and approval by the Vice Chancellor and Chief Financial Officer and approval as to legal form by the Vice Chancellor and General Counsel. |
| Form 1295 Statement: | Sam Houston State University verifies that it will require the vendor to submit a Form 1295 – Certificate of Interested Parties, and will acknowledge the Certificate using the Texas Ethics Commission's online filing system. |

SHSU: Amendment #1 to Contract with AHI Facility Services, Inc. for Custodial Services to Include Sanitizing for COVID19.

The contract amendment, commencing in August 2020, between Sam Houston State University and AHI Facility Services, Inc., for additional custodial and sanitizing services due to COVID19, without changing the original term not-to-exceed seven years, or exceeding the originally-approved contract amount of \$11,000,000.00, is approved.

Explanation

| | |
|---------------------------------|--|
| Parties to the Contract: | Sam Houston State University and AHI Facility Services, Inc. of Dallas, Texas. |
| Subject Matter of the Contract: | Amendment to the Custodial Services contract for SHSU campuses to include sanitizing services due to COVID19. Addition of the language to include sanitizing services is allowed in the original contract. The amendment is requested to cover any documentation needed for FEMA or CARES Act reimbursement. |
| Purpose: | Provide custodial services and sanitizing services in a variety of campus facilities in support and advancement of University goals and objectives. |
| Price: | Price will not increase from the original contract approved at November 2019 TSUS Board of Regents meeting. The term, including extensions and amendment, shall be a not-to-exceed amount of \$11,000,000.00 |
| Duration: | Seven years, including extensions. |
| Amendments: | This will be amendment number one (1). |
| Source of Funding: | Auxiliary, designated and other institutional funds related to the operation and maintenance of individual facilities. |
| Review Statement: | All agreements will be submitted for review by the Vice Chancellor and Chief Financial Officer and approval as to legal form by the Vice Chancellor and General Counsel. |
| Form 1295 Statement: | Sam Houston State University submitted Form 1295-Certificate of Interested Parties, and Sam Houston State University has acknowledged the Certificate using the Texas Ethics Commission's online system on the original contract request in November 2019. |

SHSU: Contract Amendment with Barnes & Noble College Booksellers, LLC

An Amendment to the contract between Sam Houston State University and Barnes & Noble College Booksellers for the addition of the First Day Complete textbook program and modification to royalty structure, is approved.

Explanation

| | |
|--|--|
| Parties to the Contract: | Sam Houston State University and Barnes & Noble College Booksellers, LLC |
| Subject Matter of the Contract: | Addition of First Day Complete Textbook Program |
| Purpose: | Replacement of First Day with First Day Complete textbook program to existing B&N College services provided to Sam Houston State University |
| Price: | Changes royalty structure from a four tier model (7%-16%) to a single tier of 14.6%. Average per semester cost to student will be about \$360 for all materials under this program compared with to an average cost of \$800. SHSU royalties are expected to increase \$600K per year for a total of \$7.8M over the remaining 13 years on the contract. |
| Duration: | No change to original term |
| Amendments: | Amendment No. 1 |
| Source of Funding: | Auxiliary Funds |
| Review Statement: | Sam Houston State University hereby affirms that the contract will be submitted for review and approval by the Vice Chancellor and Chief Financial Officer and approval as to legal form by the Vice Chancellor and General Counsel. |
| Form 1295 Statement: | Sam Houston State University verifies that Barnes & Noble College Booksellers, LLC has submitted Form 1295 – Certificate of Interested Parties, and [Component] has acknowledged the Certificate using the Texas Ethics Commission’s online system. |

SHSU: Contract between Sam Houston State University and Assessment Technologies Institute

The contract, commencing on or about September 1, 2020, for an original term of three years, and one optional renewal period of four years, between Sam Houston State University and Assessment Technologies Institute, LLC (ATI) for online comprehensive review and test prep services to support SHSU's School of Nursing for a not-to-exceed amount of \$2,200,000.00, including extensions, is approved.

Explanation

| | |
|---------------------------------|--|
| Parties to the Contract: | Sam Houston State University & Assessment Technologies Institute of Chicago, Illinois. |
| Subject Matter of the Contract: | Online review and test prep services for SHSU's School of Nursing. |
| Purpose: | To support SHSU's School of Nursing students in preparing to take the National Council Licensing Examination for Registered Nurses. |
| Price: | The term, including extensions, shall be a not-to-exceed amount of \$2,200,000.00 |
| Duration: | Seven years, including extensions. |
| Amendments: | None at this time. |
| Source of Funding: | Designated Funds |
| Review Statement: | Sam Houston State University hereby affirms that the contract has been submitted for approval by the Vice Chancellor and Chief Financial Officer and approval as to legal form by the Vice Chancellor and General Counsel. |
| Form 1295 Statement: | Sam Houston State University has verified that Assessment Technologies Institute has submitted Form 1295-Certificate of Interested Parties, and Sam Houston State University has acknowledged the Certificate using the Texas Ethics Commission's online system. |

TXST: Addendum to the Consolidated Communications Enterprise Services, Inc. Agreement

Texas State University is authorized to execute the Addendum to 2014 Network Services Agreement with Consolidated Communications Enterprise Services, Inc.

Explanation

| | |
|-------------------------------------|---|
| Parties to the Contract: | Texas State University and Consolidated Communications Enterprise Services, Inc. (CCES) |
| Description of the Addendum: | This Addendum clarifies and defines more specifically, the fiber optic cable; the general route path of the fiber optic cable; and the associated duct belonging to the university between the Star Park Point of Presence (POP) and the CCES San Marcos POP to enable diverse route paths for CCES services to the university under the 2014 Network Services Agreement. |
| Proposed Service: | Texas State University is to provide CCES access to certain fiber optic cable and associated duct belonging to the Texas State to enable diverse route paths for CCES services to the university. |
| Price: | The Addendum does not incur any additional costs. |
| Duration: | The Addendum will expire in 2024 when the 2014 Network Services Agreement expires unless, by mutual agreement the Agreement and Addendum are extended an additional ten years. |
| Source of Funding: | No associated funding. The university's benefit is an in-kind benefit providing CCES access to the fiber optic cable and duct. |
| Review Statement: | Texas State University affirms that prior to its execution, the easement will be submitted for review by the Vice Chancellor and Chief Financial Officer and the Vice Chancellor and General Counsel. |
| Form 1295 Statement: | Texas State University will verify that Consolidated Communications Enterprise Services, Inc. will submit a Form 1295 – Certificate of Interested Parties, and Texas State will acknowledge the Certificate using the Texas Ethics Commission's online system. |

TXST: Contract with Collegiate Licensing Company for Athletic Licensing Services

The contract commencing January 2021, for an initial two-year term with three one-year renewal options, for athletic licensing between Texas State University and Collegiate Licensing Company, which is a revenue sharing arrangement between the parties, in an amount projected to be \$2,000,000 for the five-year term, is approved

Explanation

| | |
|--|---|
| Parties to the Contract: | Texas State University and Collegiate Licensing Company. |
| Subject Matter of the Contract: | Athletic licensing procured through a competitive Request for Proposal. |
| Purpose: | Provide athletic licensing to the Texas State University. |
| Price: | Five-year revenue projection is \$2,000,000. |
| Duration: | This agreement shall terminate December 31, 2022. |
| Amendments: | Three one-year renewal options |
| Source of Funding: | Revenue sharing |
| Review Statement: | Texas State University affirms that prior to its execution, the contract will be submitted for review by the Vice Chancellor and Chief Financial Officer and the Vice Chancellor and General Counsel. |
| Form 1295 Statement: | Texas State University affirms that Collegiate Licensing Company will complete the Form 1295 – Certificate of Interested Parties prior to the execution of the contract and will acknowledge the Certificate using the Texas Ethics Commission's online system. |

TXST: Contract with Sun Coast Resources, Inc.

The contract commencing November 2020, for a term of five years, between Texas State University and Sun Coast Resources, Inc. for the purchase of bulk diesel fuel in an amount projected to be \$3,500,000, is approved.

Explanation

| | |
|--|--|
| Parties to the Contract: | Texas State University and Sun Coast Resources, Inc. |
| Subject Matter of the Contract: | Bulk diesel fuel purchased through a competitive Request for Proposal. |
| Purpose: | Provide bulk diesel fuel to operate the Texas State University Bobcat Shuttle. |
| Price: | Five-year projection is \$3,500,000. |
| Duration: | This agreement shall terminate November 30, 2025. |
| Amendments: | None at this time. |
| Source of Funding: | Student Bus Fee – Auxiliary Funds |
| Review Statement: | Texas State University affirms that prior to its execution, the contract will be submitted for review by the Vice Chancellor and Chief Financial Officer and the Vice Chancellor and General Counsel. |
| Form 1295 Statement: | Texas State University affirms that Sun Coast Petroleum will complete the Form 1295 – Certificate of Interested Parties prior to the execution of the contract and will acknowledge the Certificate using the Texas Ethics Commission's online system. |

LSCO: Contract with IQS, Inc. for Purchase of Custodial Services

The contract commencing September 1, 2020, for a term not to exceed three (3) years, between Lamar State College Orange and IQS, Inc. for the purchase of custodial services for an amount not to exceed \$1,300,000 including any extensions, is approved.

Explanation

| | |
|--|---|
| Parties to the Contract: | Lamar State College Orange and IQS, Inc. of Stafford, Texas. |
| Subject Matter of the Contract: | Custodial Services for Lamar State College Orange. |
| Purpose: | To provide Lamar State College Orange the custodial services for the campus. |
| Price: | The term, including extensions, shall not-to-exceed amount of \$1,300,000. |
| Duration: | Three (3) years, including extensions. |
| Amendments: | None at this time. |
| Source of Funding: | Educational and General Funds. |
| Review Statement: | Lamar State College Orange affirms that prior to its execution, the contract will be submitted for review by the Vice Chancellor and Chief Financial Officer and the Vice Chancellor and General Counsel. |
| Form 1295 Statement: | Lamar State College Orange affirms that IQS, Inc., will complete the Form 1295 – Certificate of Interested Parties prior to the execution of the contract and will acknowledge the Certificate using the Texas Ethics Commission’s online system. |

CONSENT - PERSONNEL

TSUS: Personnel Actions

Recommendation

The proposed Personnel Actions for the Texas State University System components are approved.

Background

In accordance with the System *Rules and Regulations, Chapter III, Section 1.2 Personnel*, the following actions shall be submitted to the Board of Regents for approval.

**PERSONNEL REPORT - LAMAR UNIVERSITY
May - August 2020**

FACULTY PERSONNEL CHANGES

RESIGNATION

1. Simoes, Nairam; Professor, Music, effective May 31, 2020.
2. Freyermuth, Sherry; Assistant Professor, Art, effective August 31, 2020.

RETIREMENT

1. Carroll, David; Assistant Professor, Library, effective June 30, 2020
2. Carter, David; Professor; Health & Kinesiology, effective January 1, 2020.
3. Cavaliere, Frank, Professor, Accounting and Business Law, effective, May 31, 2020.
4. Chiou, Paul (Chwei-Jeng), Professor, Mathematics, effective, May 31, 2020.
5. Chu, Hsing-wei; Professor, Mechanical Engineering, effective May 31, 2020
6. Culbertson, Robert; Professor, Music, effective May 31, 2020.
7. Gilman, Kurt; Professor, Music, effective May 31, 2020.
8. Henry, Lula; Associate Professor; Teacher Education; effective May 31, 2020.
9. Karlin, Andrea; Teacher Education; Associate Professor; effective August 31, 2020.
10. Kimmons, Janice; Associate Professor; Nutrition, Hospitality, & Human Services, effective August 31, 2020.
11. Mason, Diane; Associate Professor; Educational Leadership; effective July 31, 2020.
12. Moore, Sandra; Adjunct, Educational Leadership, effective April 30, 2020.
13. Nichols, Karen; Associate Professor, Library, effective June 30, 2020.
14. Reddy, G.N; Professor, Electrical Engineering, effective May 31, 2020.
15. Smith, Kevin; Professor, Sociology, Social Work, and Criminal Justice, effective May 31, 2020.
16. Tusa, Sarah; Associate Professor, Library, effective June 30, 2020.

SEPARATION

1. Busceme, Greg; Visiting Instructor, Art, effective May 31, 2020.
2. Haiduk, Michael; Professor, Biology, effective Dec 31, 2019.
3. Laidacker, Michael, Associate Professor, effective May 31, 2020
4. Sullivan, Michael, Associate Professor, effective May 31, 2020.

LEAVE OF ABSENCE

1. Gachot, Richard; Associate Professor, Art, returned from FMLA, effective January 21, 2020.
2. Henry, Lula; Associate Professor, Teacher Education, begin FMLA, effective January 21, 2020
3. Henry, Lula; Associate Professor, Teacher Education, return FMLA, effective March 23, 2020
4. Kennedy, Judy, Professor, Math, Returned from FMLA leave, January 21, 2020.
5. Lewis, Shanique; Associate Professor, Teacher Education, begin FMLA, effective April 29, 2020
6. Mason, Diane; Associate Professor, Educational Leadership, begin FMLA, effective March 3, 2020
7. Mason, Diane; Associate Professor, Educational Leadership, return FMLA, effective May 15, 2020
8. Proksch, Bryan; Associate Professor, Music, returned from Fac Dev Leave, effective January 1, 2020.
9. Radhakrishnan, Nandhakumar; Associate Professor, Spch/Hearing, returned from Fac Dev Leave, effective January 1, 2020.
10. Smith, Amy; Associate Professor, Engl/M Languages, returned from Development Leave, December 31, 2019.
11. Carroll, David; Assistant Professor, Library, begin FMLA, effective March 26, 2020.
12. Carroll, David; Assistant Professor, Library, return FMLA, effective June 15, 2020.

The following faculty received a salary supplement for teaching one course during the 2019 Winter Mini session.

| Name | Deg | Rank | Department | %FTE | Salary | Period |
|---------------------------------------|-----|------------|----------------|------|---------|---------|
| COLLEGE OF ARTS & SCIENCES | | | | | | |
| R Alasti, Sanaz | PhD | Assoc Prof | Soc/SW/CJ | 1.0 | \$4,357 | WM 2019 |
| R Carey, Donald | MA | Instructor | English/M Lang | 1.0 | \$4,357 | WM 2019 |
| R Clanahan, Carolyn | MA | Instructor | Soc/SW/CJ | 1.0 | \$4,357 | WM 2019 |

| | | | | | | | |
|---|------------------------|-----|-------------|-----------------|-----|---------|---------|
| R | Davis, Terri | PhD | Assoc Prof | Political Sci | 1.0 | \$4,357 | WM 2019 |
| R | Fagen, Jennifer | PhD | Assoc Prof | Soc/SW/CJ | 1.0 | \$4,357 | WM 2019 |
| R | Forret, Jeffrey | PhD | Professor | History | 1.0 | \$4,357 | WM 2019 |
| R | Gummelt, Virginia | PhD | Assist Prof | Soc/SW/CJ | 1.0 | \$4,357 | WM 2019 |
| R | Harden, Brad | PhD | Assoc Prof | Soc/SW/CJ | 1.0 | \$4,357 | WM 2019 |
| R | Muzorewa, Gwinyai | PhD | Assist Prof | History | 1.0 | \$4,357 | WM 2019 |
| R | Sowers, Thomas | PhD | Assoc Prof | Political Sci | 1.0 | \$4,357 | WM 2019 |
| R | Staub, Nancy | MA | Instructor | English/ M Lang | 1.0 | \$4,357 | WM 2019 |
| R | Svyeshnikova, Nataliya | MA | Instructor | Math | 1.0 | \$4,357 | WM 2019 |
| R | Talenda, Valerie | MA | Instructor | Nursing | 1.0 | \$4,357 | WM 2019 |
| R | Worley, Robert | PhD | Assoc Prof | Soc/SW/CJ | 1.0 | \$4,357 | WM 2019 |

COLLEGE OF EDUCATION & HUMAN DEVELOPMENT

| | | | | | | | |
|---|--------------------|-----|------------|---------------|-----|---------|---------|
| R | Hernandez, Barbara | PhD | Professor | Health & Kine | 1.0 | \$4,357 | WM 2019 |
| R | Msengi, Israel | EDD | Assoc Prof | Health & Kine | 1.0 | \$4,357 | WM 2019 |

The following faculty received a salary supplement for teaching one course during the 2020 May Mini session.

| Name | Deg | Rank | Department | %FTE | Salary | Period | |
|---------------------------------------|-----------------|------|------------|---------------|--------|-----------|---------|
| COLLEGE OF ARTS & SCIENCES | | | | | | | |
| R | Davis, Terri | PhD | Assoc Prof | Political Sci | .25 | \$4,357 | MM 2020 |
| R | Lanier, Boyd | PhD | Assoc Prof | Political Sci | .25 | \$4,357 | MM 2020 |
| R | Worley, Vidisha | PhD | Assoc Prof | Soc/SW/CJ | .25 | \$4,357 | MM 2020 |
| R | Yoder, Howard | PhD | Assoc Prof | Biology | .25 | \$5809.33 | MM 2020 |

COLLEGE OF FINE ARTS & COMMUNICATION

| | | | | | | | |
|---|----------------|----|---------|------------|-----|---------|---------|
| R | Wagers, Stacey | MS | Adjunct | Comm/Media | .40 | \$4,357 | MM 2020 |
|---|----------------|----|---------|------------|-----|---------|---------|

FACULTY APPOINTMENTS, New (N) and Renewal (R) – Spring 2020

| Name | Deg | Rank | Department | %FTE | Salary | Period | |
|---------------------------------------|--------------------|------|------------------|------------------|--------|----------|-----------|
| COLLEGE OF ARTS & SCIENCES | | | | | | | |
| R | Alexander, Katrina | MA | Adjunct | Biology | .60 | \$14,000 | SP 2020 |
| R | Allison, Amanda | MA | Adjunct | Earth/Space Sci | .60 | \$13,000 | SP 2020 |
| R | Allison, Amanda | MA | Adjunct | Earth/Space Sci | .20 | \$3,000 | SP 2020 |
| R | Andrei, Stefan | PhD | Professor | Computer Science | .20 | \$3,150 | SP 2020 |
| R | Avery, Angeliqueca | MA | Adjunct | Soc/SW/CJ | .40 | \$6,000 | SP 2020 |
| R | Bean, Christy | MA | Adjunct | Chem/BioChem | .40 | \$9,000 | SP 2020 |
| R | Brewer, Timothy | LLD | Adjunct | Soc/SW/CJ | .20 | \$3,000 | SP 2020 |
| R | Carona, Ken | MA | Adjunct | Psych | .60 | \$12,000 | SP 2020 |
| R | Carter, Ivalynn | MA | Adjunct | Math | .20 | \$1,333 | SP 2020 |
| R | Chiou, Peen-Peen | MA | Adjunct | Computer Sci | .20 | \$3,150 | SP 2020 |
| R | Clanahan, Michael | MA | Adjunct | Biology | .10 | \$1,105 | SP 2020 |
| R | Davis, Mary | PhD | Adjunct | Soc/SW/CJ | .40 | \$6,000 | SP 2020 |
| R | Douglas, Mark | PhD | Adjunct | Nursing | .20 | \$5,600 | SP 2020 |
| R | Ellis, Susan | MA | Adjunct | Earth/Space Sci | .20 | \$3,000 | SP 2020 |
| R | Friesz, Greg | PhD | Adjunct | Nursing | .20 | \$3,000 | SP 2020 |
| R | Garza, Andrew | MA | Adjunct | Psych | .60 | \$9,000 | SP 2020 |
| N | Gutierrez, Miguel | PhD | Adjunct | Political Sci | .40 | \$6,000 | SP 2020 |
| R | Hays, Jacqueline | MA | Adjunct | English/M Lang | .40 | \$6,000 | SP 2020 |
| R | Hodge, Celine | MA | Adjunct | DL / History | .20 | \$3,000 | SP 2020 |
| R | Hodges, Jonathan | MA | Adjunct | Math | .20 | \$4,000 | SP 2020 |
| R | Kang, Kyehong | PhD | Adjunct | Math | .25 | \$5,333 | SP 2020 |
| R | Katz, Jodi | PhD | Adjunct | Psych | .20 | \$3,000 | SP 2020 |
| N | Krause, Stefan | PhD | Visiting Faculty | Soc/SW/CJ | 1.0 | \$55,000 | 2019-2020 |
| R | Love, James | LLD | Adjunct | Soc/SW/CJ | .20 | \$3,000 | SP 2020 |
| R | Mahan, Janice | MA | Adjunct | Nursing | .40 | \$8,650 | SP 2020 |
| R | Mahfood, Valerie | PhD | Adjunct | Soc/SW/CJ | .20 | \$3,000 | SP 2020 |

| | | | | | | | |
|---|---------------------|----|------------|-----------------|-----|----------|---------|
| R | Malley, Wendi | MA | Adjunct | Math | .25 | \$4,000 | SP 2020 |
| N | Marsh, Shannon | MA | Instructor | Nursing | 1.0 | \$56,000 | 2019-20 |
| N | Morris, Christina | MA | Instructor | Nursing | 1.0 | \$56,000 | 2019-20 |
| R | Mott, Keith | MA | Adjunct | Computer Sci | .10 | \$1,050 | SP 2020 |
| R | Mutz, Jennifer | MA | Adjunct | Soc/SW/CJ | .20 | \$3,000 | SP 2020 |
| R | Owen, Cissie | MA | Adjunct | Soc/SW/CJ | .20 | \$3,000 | SP 2020 |
| R | Pirnie, Christopher | MA | Adjunct | History | .20 | \$3,000 | SP 2020 |
| R | Rioux, Theresa | MA | Adjunct | History | .20 | \$3,000 | SP 2020 |
| R | Rodgers, Kathy | MA | Adjunct | Nursing | .30 | \$5,600 | SP 2020 |
| N | Schroeder, Nicole | MA | Instructor | Nursing | 1.0 | \$56,000 | 2019-20 |
| R | Smith, Tad | MA | Adjunct | Soc/SW/CJ | .60 | \$6,000 | SP 2020 |
| R | Stelly, Karen | MA | Adjunct | Earth/Space Sci | .50 | \$8,000 | SP 2020 |
| R | Strange, Andrew | MA | Adjunct | Soc/SW/CJ | .20 | \$3,000 | SP 2020 |
| R | Tucker, Carla | MA | Adjunct | Earth/Space Sci | .60 | \$14,000 | SP 2020 |
| R | Winslow, Anne | MA | Adjunct | Nursing | .40 | \$7,200 | SP 2020 |
| R | Yera, Gregory | MA | Adjunct | Computer Sci | .25 | \$4,200 | SP 2020 |

COLLEGE OF BUSINESS

| | | | | | | | |
|---|--------------------|-----|---------|------------------|-----|---------|---------|
| N | Bellard, Quentin | MS | Adjunct | Mgmt & Mktg | .20 | \$3,950 | SP 2020 |
| R | Booth, Kara | MBA | Adjunct | Econ & Finance | .40 | \$7,900 | SP 2020 |
| R | Campbell, Brent | MEd | Adjunct | Const Mgmt | .27 | \$5,266 | SP 2020 |
| R | Escamilla, Craig | MBA | Adjunct | Mgmt & Mktg | .20 | \$3,950 | SP 2020 |
| N | Joiner, Steven | MBA | Adjunct | Info Sys & Anal | .20 | \$3,950 | SP 2020 |
| R | Messer, Craig | BS | Adjunct | Const Mgmt | .20 | \$3,950 | SP 2020 |
| R | Nelson, Melinda | MA | Adjunct | Info Sys & Anal | .40 | \$7,900 | SP 2020 |
| R | Shah, Karika | MBA | Adjunct | Info Sys & Anal | .20 | \$3,950 | SP 2020 |
| R | Simmons, Elizabeth | MBA | Adjunct | Info Sys \$ Anal | .40 | \$7,900 | SP 2020 |
| R | Tang, Wan-Wei | MS | Adjunct | Econ & Finance | .40 | \$7,900 | SP 2020 |
| R | Tang, Wan-Wei | MS | Adjunct | Econ & Finance | .20 | \$3,950 | SP 2020 |
| R | Tran, Martin | MS | Adjunct | Info Sys & Anal | .20 | \$3,950 | SP 2020 |
| R | Waddill, James | MEd | Adjunct | Const Mgmt | .20 | \$3,950 | SP 2020 |

CENTER FOR DISTANCE EDUCATION

None to Report

COLLEGE OF EDUCATION & HUMAN DEVELOPMENT

| | | | | | | | |
|---|------------------------|-----|--------------|---------------|-----|----------|---------|
| R | Adeoye, Sulaiman | MS | Field Sup | Teacher Ed | .10 | \$1,000 | SP 2020 |
| R | Aguilar, Amanda | MS | Adjunct | Health & Kine | .60 | \$10,000 | SP 2020 |
| R | Ashley, Candice | PhD | Adjunct | Counseling | .20 | \$3,000 | SP 2020 |
| R | Beagle, Steven | EdD | Field Sup | Ed Leadership | .10 | \$3,200 | SP 2020 |
| R | Beck, Don | EdD | Field Sup | Ed Leadership | .10 | \$3,200 | SP 2020 |
| N | Beckett, Donica | MS | Adjunct | Health & Kine | .20 | \$3,000 | SP 2020 |
| R | Bedard, Susan | EdD | Adjunct | Ed Leadership | .20 | \$3,000 | SP 2020 |
| R | Belaire, Christine | PhD | Adjunct | Counseling | .20 | \$3,000 | SP 2020 |
| R | Bell, Sane | EdD | Field Sup | Ed Leadership | .10 | \$3,200 | SP 2020 |
| R | Bixler, Sara | PhD | Field Sup | Teacher Ed | .10 | \$500 | SP 2020 |
| R | Blount, Margie | EdD | Field Sup | Ed Leadership | .10 | \$3,200 | SP 2020 |
| R | Botos, Michelle | PhD | Adjunct | Teacher Ed | .60 | \$9,000 | SP 2020 |
| R | Brown, Johnny | EdD | Field Sup | Ed Leadership | .10 | \$3,200 | SP 2020 |
| R | Butaud, Gayle | EdD | Clinic Instr | Teacher Ed | .10 | \$1,500 | SP 2020 |
| N | Caballero, Leonardo | EdD | Adjunct | Ed Leadership | .20 | \$4,000 | SP 2020 |
| R | Carlisle, Kristi | PhD | Adjunct | Counseling | .40 | \$6,000 | SP 2020 |
| N | Carter, Sharon | MS | Field Sup | Teacher Ed | .10 | \$2,500 | SP 2020 |
| R | Carter, Sharon | MS | Adjunct | Teacher Ed | .20 | \$3,000 | SP 2020 |
| N | Chamber-Crochett, Lisa | EdD | Field Sup | Ed Leadership | .10 | \$3,200 | SP 2020 |
| R | Chamblee, Donna | MS | Field Sup | Counseling | .10 | \$6,300 | SP 2020 |
| R | Chambliss, Annette | EdD | Field Sup | Ed Leadership | .10 | \$3,200 | SP 2020 |
| R | Chance, Ellen | PhD | Adjunct | Counseling | .20 | \$3,000 | SP 2020 |
| R | Chance, Ellen | PhD | Adjunct | Counseling | .20 | \$3,000 | SP 2020 |
| R | Chancy, Eric | PhD | Adjunct | Counseling | .20 | \$3,000 | SP 2020 |
| R | Chappel, Gregory, Jr. | MA | Field Sup | Ed Leadership | .10 | \$3,200 | SP 2020 |
| R | Choate, Pamela | MS | Adjunct | Teacher Ed | .40 | \$6,000 | SP 2020 |

| | | | | | | | |
|---|----------------------|-----|--------------|---------------|------|----------|-----------|
| R | Christian, Melonie | MA | Field Sup | Ed Leadership | .10 | \$3,200 | SP 2020 |
| N | Cioci, Nickoluas | EdD | Adjunct | Ed Leadership | .20 | \$4,000 | SP 2020 |
| R | Collins, Crystal | PhD | Adjunct | Counseling | .40 | \$6,000 | SP 2020 |
| R | Colson, Jo Ann | EdD | Field Sup | Ed Leadership | .10 | \$3,200 | SP 2020 |
| R | Craig, Emily | EdD | Field Sup | Ed Leadership | .10 | \$3,200 | SP 2020 |
| R | Cummings, Kenneth | EdD | Field Sup | Ed Leadership | .10 | \$3,200 | SP 2020 |
| R | Darby, Donna | MS | Field Sup | Counseling | .10 | \$7,290 | SP 2020 |
| R | Deppe, Scott | PhD | Field Sup | Teacher Ed | .10 | \$3,200 | SP 2020 |
| R | Drnach, Grace | MS | Adjunct | Health & Kine | .20 | \$3,000 | SP 2020 |
| R | Floyd, Darrell | EdD | Field Sup | Ed Leadership | .10 | \$3,200 | SP 2020 |
| R | Fong, Donna | EdD | Field Sup | Teacher Ed | .10 | \$3,000 | SP 2020 |
| R | Francisco, Urica | MS | Field Sup | Teacher Ed | .10 | \$3,200 | SP 2020 |
| R | Frick, John | EdD | Adjunct | Ed Leadership | .20 | \$4,000 | SP 2020 |
| R | Fuller, David | EdD | Adjunct | Ed Leadership | .20 | \$4,000 | SP 2020 |
| R | Gauthreaux, Kimberly | MS | Field Sup | Teacher Ed | .10 | \$3,200 | Fall 2019 |
| R | Gauthreaux, Kimberly | MS | Field Sup | Teacher Ed | .10 | \$500 | SP 2020 |
| R | Gil, Amy | EdD | Field Sup | Ed Leadership | .10 | \$3,200 | SP 2020 |
| N | Goodwin, Anitrea | MS | Field Sup | Teacher Ed | .10 | \$2,520 | SP 2020 |
| R | Grogan, Kelly | EdD | Adjunct | Ed Leadership | .20 | \$3,000 | Fall 2019 |
| R | Grogan, Kelly | EdD | Adjunct | Ed Leadership | .20 | \$3,000 | SP 2020 |
| R | Guerra, Lynette | MS | Field Sup | Counseling | .10 | \$6,390 | SP 2020 |
| R | Hall, Mary | MS | Field Sup | Teacher Ed | .10 | \$3,200 | SP 2020 |
| R | Haynes, Christine | EdD | Adjunct | Ed Leadership | .20 | \$4,000 | SP 2020 |
| R | Hebert, Dustin | EdD | Adjunct | Ed Leadership | .20 | \$4,000 | SP 2020 |
| R | Hest, and, Mary | PhD | Adjunct | Counseling | .20 | \$3,000 | SP 2020 |
| N | Hinojosa, Andrea | MS | Field Sup | Teacher Ed | .10 | \$3,200 | SP 2020 |
| R | Holder, Glenda | MA | Field Sup | Ed Leadership | .10 | \$3,200 | SP 2020 |
| R | Holdiness, Sacky | PhD | Adjunct | Counseling | .20 | \$3,000 | SP 2020 |
| R | Hunter, O'Tilia | PhD | Adjunct | Counseling | .40 | \$6,000 | SP 2020 |
| R | Hurley, Susan | PhD | Adjunct | Counseling | .20 | \$3,000 | SP 2020 |
| R | Hussey, Paula | MS | Clinic Instr | Teacher Ed | .10 | \$1,500 | SP 2020 |
| R | Hyatt, Joanna | PhD | Field Sup | Teacher Ed | .10 | \$500 | SP 2020 |
| R | Johnson, Wiley | EdD | Field Sup | Ed Leadership | .10 | \$3,200 | SP 2020 |
| | Jones-Trebatoski, | | | | | | |
| R | Kathleen | PhD | Adjunct | Counseling | .20 | \$3,000 | SP 2020 |
| R | Keeney, Hunter | EdD | Adjunct | Ed Leadership | .20 | \$4,000 | SP 2020 |
| R | Lackey, Steven | PhD | Adjunct | Counseling | .60 | \$9,000 | SP 2020 |
| R | LaFargue, Shannon | EdD | Adjunct | Ed Leadership | .20 | \$4,000 | SP 2020 |
| R | LaFargue, Shannon | EdD | Adjunct | Ed Leadership | .20 | \$4,000 | Fall 2019 |
| R | Leach, Sherrie | EdD | Field Sup | Ed Leadership | .10 | \$3,200 | SP 2020 |
| R | Lewis, Shana | PhD | Adjunct | Counseling | .20 | \$3,000 | SP 2020 |
| R | Lewis, Shanique | EdD | Field Sup | Teacher Ed | .10 | \$3,200 | Fall 2019 |
| R | Lewis, Shanique | EdD | Assist Prof | Teacher Ed | .10 | \$3,200 | SP 2020 |
| R | Ligon, Jessica | MS | Adjunct | Teacher Ed | .20 | \$3,000 | SP 2020 |
| R | Lim, Mee-Gaik | PhD | Adjunct | Counseling | .20 | \$3,000 | SP 2020 |
| R | Lim, Mee-Gaik | PhD | Adjunct | Counseling | .20 | \$3,000 | SP 2020 |
| R | MacGlaughlin, Heidi | EdD | Field Sup | Teacher Ed | .10 | \$3,200 | SP 2020 |
| R | Mannino, Gina | EdD | Field Sup | Ed Leadership | .10 | \$3,200 | SP 2020 |
| N | May, Kristina | MS | Clinic Instr | NHHS | 1.00 | \$47,000 | SP 2020 |
| | McGee, Snyder | | | | | | |
| R | Monalisa | PhD | Adjunct | Counseling | .20 | \$3,000 | SP 2020 |
| R | Meeuwse, Kristi | EdD | Adjunct | Ed Leadership | .20 | \$3,000 | SP 2020 |
| R | Millmore, Patrick | PhD | Adjunct | Counseling | .20 | \$3,000 | SP 2020 |
| R | Millmore, Patrick | PhD | Adjunct | Counseling | .20 | \$3,000 | SP 2020 |
| N | Mofitt, Bryan | PhD | Adjunct | Counseling | .20 | \$3,000 | SP 2020 |
| R | Mohr, John Darrell | PhD | Adjunct | Teacher Ed | .60 | \$9,000 | SP 2020 |
| R | Monachello, Ronald | PhD | Adjunct | Counseling | .20 | \$3,000 | SP 2020 |
| R | Moore, Sandra | EdD | Field Sup | Ed Leadership | .10 | \$3,200 | SP 2020 |
| R | Morales, Maria | MS | Adjunct | Health & Kine | .20 | \$3,000 | SP 2020 |
| R | Nikuze, Scholastique | PhD | Adjunct | Health & Kine | .40 | \$6,000 | SP 2020 |
| N | O'Bryant, Mashay | MS | Field Sup | Teacher Ed | .10 | \$3,200 | SP 2020 |
| R | Padovan, Federico | EdD | Adjunct | Ed Leadership | .20 | \$3,000 | Fall 2019 |
| R | Padovan, Federico | EdD | Adjunct | Ed Leadership | .20 | \$3,000 | SP 2020 |
| R | Parcell, Earl | EdD | Field Sup | Ed Leadership | .10 | \$3,200 | SP 2020 |
| R | Paz, David | EdD | Field Sup | Ed Leadership | .10 | \$3,200 | SP 2020 |

| | | | | | | | |
|---|------------------------|-----|-----------|---------------|-----|---------|-----------|
| R | Podnewich, Christy | MS | Field Sup | Teacher Ed | .10 | \$3,200 | SP 2020 |
| R | Rascoe, Chane | EdD | Field Sup | Ed Leadership | .10 | \$3,200 | SP 2020 |
| R | Reed, Julene | EdD | Adjunct | Ed Leadership | .20 | \$3,000 | Fall 2019 |
| R | Reed, Julene | EdD | Adjunct | Ed Leadership | .20 | \$3,000 | Fall 2019 |
| R | Reed, Julene | EdD | Adjunct | Ed Leadership | .20 | \$3,000 | SP 2020 |
| R | Reena, Ismatar | EdD | Adjunct | Health & Kine | .20 | \$3,000 | SP 2020 |
| R | Reeves, Melinda | EdD | Field Sup | Ed Leadership | .10 | \$3,200 | SP 2020 |
| R | Rhodes, William | EdD | Field Sup | Ed Leadership | .10 | \$3,200 | SP 2020 |
| N | Rinando, Connie | MS | Field Sup | Teacher Ed | .10 | \$3,200 | SP 2020 |
| R | Robbins, Kristin | MS | Field Sup | Teacher Ed | .10 | \$3,200 | SP 2020 |
| R | Sadik, Suhad | PhD | Adjunct | Counseling | .20 | \$3,000 | SP 2020 |
| R | Sampay-Hawkins, Keicia | EdD | Adjunct | Ed Leadership | .20 | \$4,000 | SP 2020 |
| R | Shiver, Sarah | EdD | Adjunct | Ed Leadership | .20 | \$4,000 | SP 2020 |
| R | Silva, Susan | EdD | Field Sup | Ed Leadership | .10 | \$3,200 | SP 2020 |
| R | Simmons, Jennifer | MS | Adjunct | NHHS | .20 | \$3,000 | SP 2020 |
| R | Snyder, Scott | EdD | Field Sup | Ed Leadership | .10 | \$3,200 | SP 2020 |
| R | Staley, Michelle | EdD | Field Sup | Ed Leadership | .10 | \$3,200 | SP 2020 |
| R | Still, Maridale | EdD | Adjunct | Ed Leadership | .20 | \$3,000 | Fall 2019 |
| R | Still, Maridale | EdD | Adjunct | Ed Leadership | .20 | \$3,000 | SP 2020 |
| R | Stone, Melinda | EdD | Field Sup | Ed Leadership | .10 | \$3,200 | SP 2020 |
| R | Sutton, Jonathan | EdD | Field Sup | Ed Leadership | .10 | \$3,200 | SP 2020 |
| R | Sylvan, Yvette | EdD | Field Sup | Ed Leadership | .10 | \$3,200 | SP 2020 |
| R | Sylvester, Arthur | EdD | Field Sup | Ed Leadership | .10 | \$3,200 | SP 2020 |
| R | Tidwell, Deborah | MS | Field Sup | Counseling | .10 | \$6,570 | SP 2020 |
| R | Tucker, Elizabeth | MS | Field Sup | Counseling | .10 | \$6,390 | SP 2020 |
| N | Vincent, Jennifer | MS | Adjunct | NHHS | .20 | \$3,000 | SP 2020 |
| R | Vine, Kimberley | EdD | Field Sup | Ed Leadership | .10 | \$3,200 | SP 2020 |
| R | Washington, Dana | MS | Field Sup | Teacher Ed | .10 | \$3,200 | SP 2020 |
| R | Webb-Johnson, Deborah | MS | Field Sup | Counseling | .10 | \$5,670 | SP 2020 |
| R | Weeks, D'Adrea | EdD | Adjunct | Ed Leadership | .20 | \$4,000 | SP 2020 |
| R | Wenke, Andrea | EdD | Field Sup | Ed Leadership | .10 | \$3,200 | SP 2020 |
| R | Williams, Deirdre | EdD | Field Sup | Ed Leadership | .10 | \$3,200 | SP 2020 |
| R | Williams, Kaye | EdD | Field Sup | Ed Leadership | .10 | \$3,200 | SP 2020 |
| R | Wood, Jane | PhD | Adjunct | Counseling | .20 | \$3,000 | SP 2020 |
| R | Ybarra, Barbara | EdD | Field Sup | Ed Leadership | .10 | \$3,200 | SP 2020 |
| R | Ybarra, Barbara | EdD | Field Sup | Ed Leadership | .05 | \$1,600 | Fall 2019 |
| R | Ybarra, Barbara | EdD | Field Sup | Ed Leadership | .05 | \$1,600 | Fall 2019 |

COLLEGE OF ENGINEERING

| | | | | | | | |
|---|-----------------------|-----|---------|------------------|-----|----------|-----------|
| R | Agarwal, Tanushree | DE | Adjunct | Elect Engr | 1.0 | \$12,000 | SP 2020 |
| N | Bryant, Duncan | PhD | Adjunct | Civil/Envir Engr | .10 | \$2,000 | SP 2020 |
| R | Majdalani, Joseph | PhD | Adjunct | Civil/Envir Engr | .20 | \$6,000 | SP 2020 |
| R | Papillion, Richshalla | PhD | Adjunct | Indus Engr | .20 | \$4,000 | SP 2020 |
| N | Sekoni, Tosin | PhD | Adjunct | Civil/Envir Engr | .10 | \$2,000 | Fall 2019 |
| R | Tran, Martin | PhD | Adjunct | Indus Engr | .20 | \$4,000 | SP 2020 |
| R | Underdown, Damon | PhD | Adjunct | Indus Engr | .20 | \$4,000 | SP 2020 |

COLLEGE OF FINE ARTS & COMMUNICATION

| | | | | | | | |
|---|-------------------|-----|------------|--------------|-----|----------|-----------|
| R | Balentine, Byron | MS | Adjunct | Comm/Media | .40 | \$6,000 | SP 2020 |
| R | Blanton, Linnis | BS | Adjunct | Art | .20 | \$3,000 | SP 2020 |
| R | Cathey, Kristyn | MMC | Adjunct | Comm/Media | .60 | \$9,000 | SP 2020 |
| R | Chyi, Stanley | MM | Adjunct | Music | .20 | \$2,800 | SP 2020 |
| R | Coughlan, Andrew | MA | Adjunct | Comm/Media | .40 | \$6,000 | SP 2020 |
| R | Feldhausen, Scott | DMA | Adjunct | Music | .60 | \$12,000 | SP 2020 |
| R | Freeman, Barry | PhD | Adjunct | Spch/Hearing | .20 | \$4,000 | SP 2020 |
| R | Gomez, Victor | MS | Adjunct | Music | .40 | \$10,300 | SP 2020 |
| R | Gonzalez, Blas | DMA | Adjunct | Music | .40 | \$7,300 | SP 2020 |
| N | Hauschildt, Sean | MS | Instructor | Deaf Stud/Ed | 1.0 | \$25,000 | SP 2020 |
| R | Hauser, Eric | MS | Adjunct | Comm/Media | .20 | \$3,000 | Fall 2019 |
| R | Hauser, Eric | MS | Adjunct | Comm/Media | .40 | \$6,000 | SP 2020 |
| R | Hutchins, Amber | MS | Adjunct | Comm/Media | .40 | \$6,000 | SP 2020 |
| R | Leger, Joshua | MM | Adjunct | Music | .40 | \$6,000 | SP 2020 |
| R | Malick, Stephan | MA | Adjunct | Comm/Media | .40 | \$6,000 | SP 2020 |

| | | | | | | | |
|---|------------------|-----|------------|---------------|-----|----------|---------|
| R | Pitman, Dana | MS | Adjunct | Spch/Hearing | .20 | \$4,000 | SP 2020 |
| N | Ridley, Nancy | MS | Adjunct | Spch/Hearing | .20 | \$4,000 | SP 2020 |
| R | Ryan, Bret | DMA | Adjunct | Music | .20 | \$3,000 | SP 2020 |
| N | Smith, Amy | MFA | Instructor | Theatre/Dance | 1.0 | \$23,333 | SP 2020 |
| R | Thompson, Carmyn | MS | Adjunct | Spch/Hearing | 1.0 | \$16,000 | SP 2020 |
| R | Wagers, Stacey | MS | Adjunct | Comm/Media | .40 | \$6,000 | SP 2020 |
| R | White, Michelle | MS | Adjunct | Music | .20 | \$3,000 | SP 2020 |
| R | Williams, Gordon | BA | Adjunct | Comm/Media | .20 | \$3,000 | SP 2020 |
| R | Winfield, Asha | MS | Adjunct | Comm/Media | .40 | \$6,000 | SP 2020 |

LIBRARY

None to Report.

FACULTY APPOINTMENTS, New (N) and Renewal (R) – Summer 2020

COLLEGE OF ARTS & SCIENCES

| | | | | | | | |
|---|---------------------------|-----|-------------|-------------------|-------|----------|---------|
| R | Adams, Amber | PhD | Instructor | Nursing | .38 | \$7,246 | SU 2020 |
| R | Alasti, Sanaz | PhD | Assoc Prof | Soc/SW/CJ | .50 | \$10,895 | SU 2020 |
| R | Allison, Amanda | MA | Adjunct | Earth & Space Sci | .20 | \$3,000 | SP 2020 |
| R | Allison, Amanda | MA | Adjunct | Earth & Space Sci | 93.34 | \$14,000 | SU 2020 |
| R | Alm, Jeremy | PhD | Professor | Mathematics | .25 | \$7,423 | SU 2020 |
| R | Andrei, Stefan | PhD | Professor | Computer Sci | .25 | \$9,322 | SU 2020 |
| R | Bartlett, Daniel | MA | Instructor | English & MODL | .25 | \$6,118 | SU 2020 |
| R | Bean, Christy | MA | Adjunct | Chemistry | .40 | \$4,000 | SU 2020 |
| R | Brice, Gary | MA | Instructor | Mathematics | .25 | \$4,390 | SU 2020 |
| R | Broome, Mark | MA | Instructor | Soc/SW/CJ | .25 | \$4,095 | SU 2020 |
| R | Carey, Donald | MA | Instructor | English & MODL | .25 | \$4,144 | SU 2020 |
| R | Castillon, Catalina | PhD | Professor | English & MODL | .50 | \$12,144 | SU 2020 |
| R | Chang, Chiung-Fang | PhD | Assoc Prof | Soc/SW/CJ | .50 | \$11,799 | SU 2020 |
| R | Chavez, Miguel | PhD | Assist Prof | History | .25 | \$4,632 | SU 2020 |
| R | Chisholm, LeAnn | PhD | Assist Prof | Nursing | .50 | \$13,675 | SU 2020 |
| R | Clavijo, Angela | MA | Instructor | Soc/SW/CJ | .50 | \$9,000 | SU 2020 |
| R | Corbett, Robert | PhD | Instructor | Biology | .17 | \$2,489 | SU 2020 |
| R | Couch, PJ | PhD | Assoc Prof | Mathematics | .25 | \$5,923 | SU 2020 |
| R | Curl, Elieen | PhD | Professor | Nursing | .25 | \$10,561 | SU 2020 |
| R | Daniel, Bobby | PhD | Professor | Mathematics | .50 | \$14,031 | SU 2020 |
| R | Davis, Terri | PhD | Assoc Prof | Political Sci | .25 | \$7,347 | SU 2020 |
| R | Davis, Terri | PhD | Assoc Prof | Political Sci | .25 | \$7,347 | SU 2020 |
| R | Davis, Terri | PhD | Assoc Prof | Political Sci | .25 | \$4,367 | WM 2019 |
| R | De la Madrid, Rafael | PhD | Assoc Prof | Physics | .46 | \$10,363 | SU 2020 |
| R | Doe, Raymond | PhD | Assist Prof | Psychology | .25 | \$5,120 | SU 2020 |
| R | Fagen, Jennifer | PhD | Assoc Prof | Soc/SW/CJ | .50 | \$10,860 | SU 2020 |
| R | Fisher, Michelle | MA | Instructor | Nursing | .50 | \$9,649 | SU 2020 |
| R | Ford, Casey | MA | Instructor | English & MODL | .25 | \$3,000 | SU 2020 |
| R | Fowler, Jennifer | PhD | Assoc Prof | Mathematics | .33 | \$7,734 | SU 2020 |
| R | Garcia, Jesus | PhD | Assist Prof | Soc/SW/CJ | .25 | \$4,591 | SU 2020 |
| R | Gubala, Sara | MA | Instructor | Political Sci | .50 | \$8,475 | SU 2020 |
| R | Gummelt, Virginia | PhD | Assist Prof | Soc/SW/CJ | .50 | \$14,158 | SU 2020 |
| R | Hale, Regina | PhD | Assist Prof | Nursing | .36 | \$9,874 | SU 2020 |
| R | Harden, Brad | PhD | Assoc Prof | Soc/SW/CJ | .25 | \$5,128 | SU 2020 |
| R | Harding, Rose | MA | Instructor | Nursing | .50 | \$12,344 | SU 2020 |
| R | Huff, Jennifer | MA | Instructor | Nursing | .50 | \$9,649 | SU 2020 |
| R | Jensen-Vallin, Jacqueline | PhD | Assoc Prof | Mathematics | .25 | \$6,094 | SU 2020 |
| R | Johnson, Cheryl | MA | Instructor | English & MODL | .25 | \$3,311 | SU 2020 |
| R | Johnson, Gretchen | MFA | Assist Prof | English & MODL | .25 | \$4,047 | SU 2020 |
| R | Kibbe, Tina | PhD | Instructor | History | .25 | \$3,070 | SU 2020 |
| R | Kirk, Edythe | PhD | Assoc Prof | Psychology | .25 | \$6,828 | SU 2020 |
| R | Knight, Stacey | PhD | Instructor | Nursing | .25 | \$6,444 | SU 2020 |
| R | Krause, Stefan | PhD | Visit Prof | Soc/SW/CJ | .25 | \$4,583 | SU 2020 |
| R | Kucknoor, Ashwini | PhD | Assoc Prof | Biology | .50 | \$11,676 | SU 2020 |
| R | Lin, Cheng-Hsien | PhD | Assoc Prof | Soc/SW/CJ | .50 | \$11,609 | SU 2020 |
| R | Liu, Wen | PhD | Assist Prof | Mathematics | .25 | \$4,429 | SU 2020 |
| R | Liu, Xingya | PhD | Assist Prof | Computer Science | .25 | \$7,640 | SU 2020 |
| R | Long, Elizabeth | PhD | Assist Prof | Nursing | .50 | \$14,535 | SU 2020 |

| | | | | | | | |
|---|------------------------|-----|-------------|-------------------|-----|----------|---------|
| R | Lumpkin, Richard | PhD | Assoc Prof | Chemistry | .50 | \$14,883 | SU 2020 |
| R | Mahan, Janice | MA | Adjunct | Nursing | .25 | \$2,800 | SU 2020 |
| R | Makki, Kami | PhD | Professor | Computer Sci | .25 | \$9,064 | SU 2020 |
| R | Makki, Kami | PhD | Professor | Computer Sci | .25 | \$9,064 | SU 2020 |
| R | Marsh, Shannon | MA | Instructor | Nursing | .61 | \$11,402 | SU 2020 |
| R | Martin, Christopher | PhD | Assoc Prof | Chemistry | .50 | \$12,229 | SU 2020 |
| R | McAfee, Nancye | PhD | Instructor | Nursing | .25 | \$6,433 | SU 2020 |
| R | McCollum, Justin | MA | Instructor | Physics | .33 | \$4,000 | SU 2020 |
| R | Moore, Donald | MA | Instructor | English & MODL | .25 | \$3,333 | SU 2020 |
| R | Morris, Christina | MA | Instructor | Nursing | .50 | \$9,333 | SU 2020 |
| R | Nainabasti, Binod | PhD | Instructor | Physics | .25 | \$3,917 | SU 2020 |
| R | Nemmers, Adam | PhD | Assist Prof | English & MODL | .25 | \$4,559 | SU 2020 |
| R | O'Brien, Patricia | MA | Instructor | Nursing | .50 | \$9,781 | SU 2020 |
| R | Ojemeni, Stacey | MA | Instructor | Nursing | .50 | \$9,649 | SU 2020 |
| R | Palmer, Brandy | MA | Instructor | Mathematics | .25 | \$4,499 | SU 2020 |
| R | Palmer, Troy | EDD | Instructor | Nursing | .42 | \$8,028 | SU 2020 |
| R | Peterman, Kelli | MA | Instructor | Nursing | .63 | \$12,882 | SU 2020 |
| R | Phillips, Meagan | MA | Instructor | English & MODL | .25 | \$3,000 | SU 2020 |
| R | Pipkins, Cynthia | PhD | Assist Prof | Nursing | .50 | \$12,889 | SU 2020 |
| R | Popp, Charles | MA | Instructor | English & MODL | .25 | \$3,298 | SU 2020 |
| R | Posey, Amanda | MA | Instructor | Biology | .67 | \$10,027 | SU 2020 |
| R | Poston, Wiley | MA | Instructor | History | .50 | \$6,367 | SU 2020 |
| R | Ravey, Jennifer | MA | Instructor | English & MODL | .25 | \$4,056 | SU 2020 |
| R | Rinker, Martha | PhD | Assist Prof | Psychology | .50 | \$11,731 | SU 2020 |
| R | Robinson, Linda | PhD | Assoc Prof | Nursing | .38 | \$12,877 | SU 2020 |
| R | Romashets, Evgeny | PhD | Instructor | Physics | .13 | \$1,962 | SU 2020 |
| R | Schroeder, Nicole | MA | Instructor | Nursing | .50 | \$9,333 | SU 2020 |
| R | Seaman, J | MA | Instructor | Nursing | .08 | \$1,724 | SU 2020 |
| R | Sen, Cengiz | PhD | Assist Prof | Physics | .33 | \$6,909 | SU 2020 |
| R | Seymour, Rebekah | MA | Instructor | Nursing | .08 | \$1,722 | SU 2020 |
| R | Shackelford, Sommer | MA | Instructor | Nursing | .50 | \$9,520 | SU 2020 |
| R | Shukla, Shyam | PhD | Professor | Chemistry | .50 | \$16,698 | SU 2020 |
| R | Smith, Judy | PhD | Assoc Prof | Nursing | .17 | \$4,885 | SU 2020 |
| R | Sowers, Thomas | PhD | Assoc Prof | Political Sci | .25 | \$5,920 | SU 2020 |
| R | Sowers, Thomas | PhD | Assoc Prof | Political Sci | .25 | \$4,367 | WM 2019 |
| R | Staub, Nancy | MA | Instructor | English & MODL | .25 | \$3,812 | SU 2020 |
| R | Stelly, Karen | MA | Adjunct | Earth & Space Sci | .27 | \$4,000 | SU 2020 |
| R | Stewart, Arthur | PhD | Assoc Prof | English & MODL | .50 | \$12,552 | SU 2020 |
| R | Stinson, Cynthia | PhD | Assoc Prof | Nursing | .13 | \$5,267 | SU 2020 |
| R | Sun, Bo | PhD | Professor | Computer Sci | .25 | \$9,177 | SU 2020 |
| R | Sun, Bo | PhD | Professor | Computer Sci | .25 | \$9,177 | SU 2020 |
| R | Svyeshnikova, Nataliya | MA | Instructor | Mathematics | .33 | \$5,333 | SU 2020 |
| R | Talenda, Valerie | MA | Instructor | Nursing | .50 | \$9,995 | SU 2020 |
| R | Terry, Randall | PhD | Assist Prof | Biology | .50 | \$11,431 | SU 2020 |
| R | Thedford, Jennifer | MA | Instructor | Nursing | .61 | \$12,465 | SU 2020 |
| R | Titus, Freddie | PhD | Assoc Prof | Mathematics | .25 | \$6,253 | SU 2020 |
| R | Tsado, Lucy | PhD | Assist Prof | Soc/SW/CJ | .50 | \$9,506 | SU 2020 |
| R | Vega-Guzman, Jose | PhD | Assist Prof | Mathematics | .33 | \$7,597 | SU 2020 |
| R | Wang, Sujing | PhD | Assist Prof | Computer Sci | .25 | \$7,377 | SU 2020 |
| R | Wang, Sujing | PhD | Assist Prof | Computer Sci | .25 | \$7,377 | SU 2020 |
| R | Wenner, Lori | MA | Instructor | Nursing | .50 | \$9,649 | SU 2020 |
| R | White, Kelli | MA | Instructor | Nursing | .50 | \$10,833 | SU 2020 |
| R | Willey, Corie | MA | Instructor | Nursing | .50 | \$9,520 | SU 2020 |
| R | Williams, Brian | PhD | Assist Prof | Political Sci | .50 | \$9,684 | SU 2020 |
| R | Worley, Robert | PhD | Assoc Prof | Soc/SW/CJ | .25 | \$6,460 | SU 2020 |
| R | Worley, Vidisha | PhD | Assoc Prof | Soc/SW/CJ | .25 | \$5,701 | SU 2020 |
| R | Worley, Vidisha | PhD | Assoc Prof | Soc/SW/CJ | .25 | \$5,701 | SU 2020 |
| R | Wright, Lori | MA | Instructor | Soc/SW/CJ | .25 | \$4,673 | SU 2020 |
| R | Wright, Stuart | PhD | Professor | Soc/SW/CJ | .25 | \$8,619 | SU 2020 |
| R | Yoder, Howard | PhD | Assoc Prof | Biology | .50 | \$12,074 | SU 2020 |
| R | Zarzosa, Norma | MA | Instructor | English & MODL | .50 | \$7,433 | SU 2020 |

COLLEGE OF BUSINESS

| | | | | | | | |
|---|------------------|-----|-----------|----------------|-----|----------|---------|
| R | Badua, Francisco | PhD | Professor | Acct & Bus Law | .25 | \$10,805 | SU 2020 |
|---|------------------|-----|-----------|----------------|-----|----------|---------|

| | | | | | | | |
|---|------------------------|-----|------------|-----------------|-----|----------|---------|
| R | Baldo, Melissa | JD | Instructor | Acct & Bus Law | .50 | \$5,808 | SU 2020 |
| R | Bandyopadhyay, Kakoli | PhD | Professor | Info Sys & Anal | .40 | \$10,924 | SU 2020 |
| R | Bandyopadhyay, Kakoli | PhD | Professor | Info Sys & Anal | .50 | \$12,059 | SU 2020 |
| R | Bandyopadhyay, Soumava | PhD | Professor | Mgmt & Mktg | .25 | \$10,424 | SU 2020 |
| R | Burns, Clare | MBA | Instructor | Acct & Bus Law | 1.0 | \$13,620 | SU 2020 |
| R | Chen, Chunda | PhD | Assoc Prof | Econ & Finance | .25 | \$11,437 | SU 2020 |
| R | Chen, Chunda | PhD | Assoc Prof | Econ & Finance | .50 | \$22,874 | SU 2020 |
| R | Colon, Ricardo | JD | Assoc Prof | Acct & Bus Law | .50 | \$11,214 | SU 2020 |
| R | Dyson, S. Jeff | MBA | Instructor | Mgmt & Mktg | .25 | \$7,122 | SU 2020 |
| R | El-Houbi, Ashraf | PhD | Professor | Info Sys & Anal | .25 | \$8,811 | SU 2020 |
| R | El-Houbi, Ashraf | PhD | Professor | Info Sys & Anal | .25 | \$8,811 | SU 2020 |
| R | Flosi, Alicen | PhD | Instructor | Info Sys & Anal | .25 | \$6,320 | SU 2020 |
| R | Flosi, Alicen | PhD | Instructor | Info Sys & Anal | .25 | \$6,320 | SU 2020 |
| R | Fontenot, Dale | MBA | Instructor | Info Sys & Anal | .25 | \$6,394 | SU 2020 |
| R | Howell, Paul | MS | Instructor | Mgmt & Mktg | .50 | \$8,530 | SU 2020 |
| R | Howell, Paul | MS | Instructor | Mgmt & Mktg | .50 | \$8,530 | SU 2020 |
| R | Hwang, Seok | PhD | Assoc Prof | Constr Mgmt | .20 | \$5,462 | SU 2020 |
| R | Hwang, Seok | PhD | Assoc Prof | Constr Mgmt | .50 | \$10,215 | SU 2020 |
| R | Mayer, Bradley | PhD | Professor | Mgmt & Mktg | .25 | \$10,856 | SU 2020 |
| R | Mayer, Bradley | PhD | Professor | Mgmt & Mktg | .25 | \$10,856 | SU 2020 |
| N | Maxwell, Rebekah | MBA | Adjunct | Mgmt & Mktg | .20 | \$3,950 | SU 2020 |
| R | McCollough, John | PhD | Assoc Prof | Econ & Finance | .50 | \$16,856 | SU 2020 |
| R | McCoy, Timothy | PhD | Assoc Prof | Acct & Bus Law | .50 | \$9,873 | SU 2020 |
| R | McCoy, Timothy | PhD | Assoc Prof | Acct & Bus Law | .50 | \$9,873 | SU 2020 |
| R | Moss, Gisele | PhD | Professor | Acct & Bus Law | .50 | \$11,451 | SU 2020 |
| R | Natarajan, Vivek | PhD | Assoc Prof | Mgmt & Mktg | .25 | \$9,068 | SU 2020 |
| R | Natarajan, Vivek | PhD | Assoc Prof | Mgmt & Mktg | .25 | \$9,068 | SU 2020 |
| R | Price, Donald | PhD | Professor | Econ & Finance | .25 | \$9,817 | SU 2020 |
| R | Rose, David | MBA | Instructor | Acct & Bus Law | .50 | \$11,522 | SU 2020 |
| R | Rose, David | MBA | Instructor | Acct & Bus Law | .25 | \$5,761 | SU 2020 |
| R | Sen, Kabir | PhD | Professor | Mgmt & Mktg | .50 | \$10,729 | SU 2020 |
| N | Shepard, Scott | MBA | Adjunct | Port Management | .20 | \$5,000 | SU 2020 |
| R | Simmons, Elizabeth | MBA | Adjunct | Info Sys & Anal | .20 | \$5,462 | SU 2020 |
| R | Slydon, James | PhD | Assoc Prof | Econ & Finance | .50 | \$9,833 | SU 2020 |
| R | Swerdlow, Marleen | JD | Professor | Acct & Bus Law | .50 | \$8,949 | SU 2020 |
| R | Tovar-Silos, Ricardo | PhD | Assoc Prof | Info Sys & Anal | .25 | \$7,527 | SU 2020 |
| R | Tovar-Silos, Ricardo | PhD | Assoc Prof | Info Sys & Anal | .25 | \$7,527 | SU 2020 |
| N | Zimmerman, Ellen | PhD | Adjunct | Mgmt & Mktg | .20 | \$3,950 | SU 2020 |

COLLEGE OF EDUCATION & HUMAN DEVELOPMENT

| | | | | | | | |
|---|--------------------|-----|--------------|-----------------------------|-----|----------|--------|
| R | Allen, Shelly | EdD | Clinic Instr | Ed Leadership | .25 | \$4,828 | SU2020 |
| R | Ashley, Candice | PhD | Adjunct | Counseling | .25 | \$3,000 | SP2020 |
| R | Azodi, Donna | EdD | Assist Prof | Ed Leadership | .25 | \$6,524 | SU2020 |
| R | Beagle, Steven | EdD | Adjunct | Ed Leadership | .1 | \$1,600 | SU2020 |
| R | Becerra, Sarah | PhD | Adjunct | Counseling | .25 | \$3,000 | SP2020 |
| R | Beck, Don | EdD | Adjunct | Ed Leadership | .1 | \$1,600 | SU2020 |
| R | Bedard, Susan | EdD | Adjunct | Ed Leadership | .25 | \$3,000 | SP2020 |
| R | Belaire, Christine | PhD | Adjunct | Counseling | .25 | \$3,000 | SP2020 |
| R | Belaire, Christine | PhD | Adjunct | Counseling | .25 | \$3,000 | SP2020 |
| R | Boatwright, Doug | PhD | Professor | Health & Kine | .25 | \$7,075 | SU2020 |
| R | Borel, Daryl Ann | EdD | Clinic Instr | Ed Leadership | .25 | \$5,866 | SU2020 |
| R | Botos, Michelle | PhD | Adjunct | Teacher Ed | .13 | \$1,500 | SP2020 |
| R | Botos, Michelle | PhD | Adjunct | Teacher Ed | .2 | \$3,000 | SU2020 |
| R | Botos, Michelle | PhD | Adjunct | Teacher Ed | .4 | \$6,000 | SU2020 |
| R | Boudreaux, Kyle | PhD | Adjunct | Teacher Ed | .2 | \$3,000 | SU2020 |
| R | Broussard, Willie | MS | Adjunct | Nutr, Hosp, and Hum Svcs | .2 | \$3,000 | SP2020 |
| R | Brown, Kelly | EdD | Assist Prof | Ed Leadership | .1 | \$21,316 | SU2020 |
| R | Carlisle, Kristy | PhD | Adjunct | Counseling | .25 | \$3,000 | SP2020 |
| R | Carlisle, Robert | PhD | Clinic Instr | Counseling | .5 | \$10,042 | SU2020 |
| R | Chambliss, Annette | EdD | Adjunct | Ed Leadership | .1 | \$1,600 | SU2020 |
| R | Chance, Ellen | PhD | Adjunct | Counseling | .25 | \$3,000 | SP2020 |
| R | Chancy, Eric | PhD | Adjunct | Counseling | .25 | \$3,000 | SP2020 |
| R | Chappell, Gregory | EdD | Adjunct | Ed Leadership | .1 | \$1,600 | SU2020 |

| | | | | | | | |
|---|------------------------|-----|---------------|--------------------------|-----|----------|--------|
| R | Chen, Jau-Jiin | PhD | Professor | Nutr, Hosp, and Hum Srvs | .25 | \$6,782 | SU2020 |
| R | Cogswell, Lauren | PhD | Visit Faculty | Counseling | .5 | \$9,510 | SU2020 |
| R | Collins, Crystal | EdD | Adjunct | Counseling | .2 | \$3,000 | SU2020 |
| R | Colunga, Tonya | MS | Clinic Instr | Ed Leadership | .25 | \$5,013 | SU2020 |
| R | Corcoran, Katy | EdD | Clinic Instr | Ed Leadership | .25 | \$4,833 | SU2020 |
| R | Creel, Jimmy | EdD | Clinic Instr | Ed Leadership | .25 | \$5,584 | SU2020 |
| R | Cummings, Cynthia | EdD | Assoc Prof | Ed Leadership | .25 | \$6,822 | SU2020 |
| R | Cummings, Kenneth | EdD | Adjunct | Ed Leadership | .1 | \$1,600 | SU2020 |
| R | Drnach, Grace | MS | Adjunct | Health & Kine | .25 | \$3,000 | SU2020 |
| R | Faulk, Neil | EdD | Assist Prof | Ed Leadership | .1 | \$21,334 | SU2020 |
| R | Flamez, Brande | PhD | Clinic Instr | Counseling | .25 | \$5,019 | SU2020 |
| R | Flamez, Brande | PhD | Clinic Instr | Counseling | .25 | \$5,019 | SU2020 |
| R | Floyd, Darrell | EdD | Adjunct | Ed Leadership | .1 | \$1,600 | SU2020 |
| R | Fong, Donna | EdD | Clinic Instr | Ed Leadership | .25 | \$5,017 | SU2020 |
| R | Gauthreaux, Kim | MS | Instructor | Health & Kine | .25 | \$3,871 | SU2020 |
| R | Gil, Amy | MS | Adjunct | Ed Leadership | .1 | \$1,600 | SU2020 |
| R | Greenidge, Wendy | PhD | Assoc Prof | Counseling | .5 | \$13,845 | SU2020 |
| R | Grogran, Kelly | EdD | Adjunct | Ed Leadership | .25 | \$3,000 | SP2020 |
| R | Hamza, Mohammad | PhD | Professor | Counseling | .5 | \$13,577 | SU2020 |
| R | Hamza, Mohammad | PhD | Professor | Counseling | .25 | \$6,789 | SU2020 |
| R | Handley, Valerie | PhD | Assist Prof | Counseling | .25 | \$5,292 | SU2020 |
| R | Handley, Valerie | PhD | Assist Prof | Counseling | .25 | \$5,292 | SU2020 |
| R | Harapnuik, Dwayne | EdD | Clinic Instr | Ed Leadership | .5 | \$9,483 | SU2020 |
| R | Harris, Patricia | PhD | Clinic Instr | Counseling | .25 | \$5,365 | SU2020 |
| R | Harris, Patricia | PhD | Clinic Instr | Counseling | .5 | \$10,730 | SU2020 |
| R | Harrison, Glen | EdD | Clinic Instr | Ed Leadership | .25 | \$4,828 | SU2020 |
| R | Harvey, Thomas | EdD | Clinic Instr | Ed Leadership | .25 | \$4,835 | SU2020 |
| R | Haynes, Christine | EdD | Adjunct | Ed Leadership | .25 | \$3,000 | SP2020 |
| R | Henderson, Tammy | PhD | Professor | Nutr, Hosp, and Hum Srvs | .25 | \$8,150 | SU2020 |
| R | Hernandez, Barbara | PhD | Professor | Health & Kine | .25 | \$6,978 | SU2020 |
| R | Hernandez, Barbara | PhD | Professor | Health & Kine | .25 | \$6,978 | SU2020 |
| R | Hinerman, Krystal | PhD | Clinic Instr | Ed Leadership | .1 | \$22,461 | SU2020 |
| R | Holdiness, Sacky | PhD | Adjunct | Counseling | .2 | \$3,000 | SU2020 |
| R | Hughes-Lynch, Claire | PhD | Adjunct | Teacher Ed | .75 | \$9,000 | SP2020 |
| R | Hurley, Susan | PhD | Adjunct | Counseling | .25 | \$3,000 | SP2020 |
| R | Hurley, Susan | PhD | Adjunct | Counseling | .25 | \$3,000 | SP2020 |
| R | Hurley, Susan | PhD | Adjunct | Counseling | .2 | \$3,000 | SU2020 |
| R | Joshi, Praphul | PhD | Assoc Prof | Health & Kine | .5 | \$12,667 | SU2020 |
| R | Killough, Jill | PhD | Instructor | Nutr, Hosp, and Hum Srvs | .25 | \$6,443 | SU2020 |
| R | Killough, Jill | PhD | Instructor | Nutr, Hosp, and Hum Srvs | .25 | \$6,443 | SU2020 |
| R | Lackey, Steven | PhD | Adjunct | Counseling | .6 | \$9,000 | SU2020 |
| R | Leach, Sherrie | EdD | Adjunct | Ed Leadership | .1 | \$1,600 | SU2020 |
| N | Lee, Donny | EdD | Field Sup | Ed Leadership | .1 | \$3,200 | SP2020 |
| R | Lewis, Shana | PhD | Adjunct | Counseling | .25 | \$3,000 | SP2020 |
| R | Lewis, Shana | PhD | Adjunct | Counseling | .2 | \$3,000 | SU2020 |
| R | Lopez, Belinda | PhD | Assoc Prof | Counseling | .5 | \$11,741 | SU2020 |
| R | Martin, Gary | PhD | Professor | Ed Leadership | .25 | \$8,311 | SU2020 |
| R | Martin, Jessica | PhD | Assist Prof | Counseling | .5 | \$10,834 | SU2020 |
| R | Mason, Diane | PhD | Assist Prof | Ed Leadership | .1 | \$28,740 | SU2020 |
| R | May, Kristina | MS | Clinic Instr | Nutr, Hosp, and Hum Srvs | .25 | \$3,917 | SU2020 |
| R | McFarlin, Shannon | PhD | Assist Prof | Counseling | .5 | \$10,646 | SU2020 |
| R | McFarlin, Shannon | PhD | Assist Prof | Counseling | .25 | \$5,323 | SU2020 |
| R | McGee, Snyder Monalisa | PhD | Adjunct | Counseling | .25 | \$3,000 | SP2020 |
| R | McGee, Snyder Monalisa | PhD | Adjunct | Counseling | .25 | \$3,000 | SP2020 |
| R | McGee, Snyder Monalisa | PhD | Adjunct | Counseling | .2 | \$3,000 | SU2020 |
| R | McGough, Kimberly | PhD | Assist Prof | Counseling | .5 | \$10,522 | SU2020 |
| R | Meeuwse, Kristi | EdD | Adjunct | Ed Leadership | .25 | \$3,000 | SP2020 |

| | | | | | | | |
|---|----------------------|-----|---------------|--------------------------|-----|----------|--------|
| R | Millmore, Patrick | PhD | Adjunct | Counseling | .2 | \$3,000 | SU2020 |
| R | Mohr, John Darrell | PhD | Adjunct | Teacher Ed | .2 | \$3,000 | SU2020 |
| R | Monachello, Ronald | PhD | Adjunct | Counseling | .25 | \$3,000 | SP2020 |
| R | Monachello, Ronald | PhD | Adjunct | Counseling | .25 | \$3,000 | SU2020 |
| R | Moore, Alan | PhD | Assoc Prof | Health & Kine | .25 | \$6,144 | SU2020 |
| R | Moore, Alan | PhD | Assoc Prof | Health & Kine | .25 | \$6,144 | SU2020 |
| R | Morales, Julio | PhD | Assoc Prof | Health & Kine | .25 | \$6,591 | SU2020 |
| R | Morales, Julio | PhD | Assoc Prof | Health & Kine | .25 | \$6,591 | SU2020 |
| R | Msengi, Clementine | EdD | Visit Faculty | Ed Leadership | .1 | \$23,147 | SU2020 |
| R | Msengi, Israel | EdD | Assoc Prof | Health & Kine | .5 | \$12,081 | SU2020 |
| R | Mylroie, Robika | PhD | Clinic Instr | Counseling | .5 | \$10,033 | SU2020 |
| R | Nguyen, Anna | EdD | Clinic Instr | Counseling | .5 | \$11,549 | SU2020 |
| R | Nicks, Robert | EdD | Assoc Prof | Ed Leadership | .25 | \$7,176 | SU2020 |
| R | Nix, Jerry | PhD | Assist Prof | Ed Leadership | .1 | \$20,667 | SU2020 |
| R | O'Connor, Johnny | PhD | Assist Prof | Ed Leadership | .1 | \$26,020 | SU2020 |
| R | Padovan, Federico | EdD | Adjunct | Ed Leadership | .25 | \$3,000 | SP2020 |
| R | Parcell, Earl | EdD | Adjunct | Ed Leadership | .1 | \$1,600 | SU2020 |
| R | Puente, Christina | EdD | Clinic Instr | Ed Leadership | .25 | \$5,017 | SU2020 |
| R | Reed, Julene | EdD | Adjunct | Ed Leadership | .25 | \$3,000 | SP2020 |
| R | Reed, Julene | EdD | Adjunct | Ed Leadership | .25 | \$3,000 | SP2020 |
| R | Reed, Julene | EdD | Adjunct | Ed Leadership | .2 | \$3,000 | SU2020 |
| R | Ruiz, Connie | PhD | Assoc Prof | Nutr, Hosp, and Hum Svcs | .5 | \$13,952 | SU2020 |
| R | Sadik, Suhad | PhD | Adjunct | Counseling | .25 | \$3,000 | SP2020 |
| R | Sadik, Suhad | PhD | Adjunct | Counseling | .2 | \$3,000 | SU2020 |
| R | Shelton, Virginia K. | PhD | Professor | Ed Leadership | .1 | \$32,912 | SU2020 |
| R | Shows, Amy | PhD | Professor | Nutr, Hosp, and Hum Svcs | .5 | \$15,492 | SU2020 |
| R | Simmons, Jennifer | MS | Adjunct | Nutr, Hosp, and Hum Svcs | .25 | \$3,000 | SP2020 |
| R | Snook, Joy Del | PhD | Assist Prof | Counseling | .75 | \$15,974 | SU2020 |
| R | Snyder, Scott | EdD | Adjunct | Ed Leadership | .1 | \$1,600 | SU2020 |
| R | Sprott, Katherine | PhD | Assist Prof | Teacher Ed | .25 | \$5,903 | SU2020 |
| R | Still, Maridale | EdD | Adjunct | Ed Leadership | .25 | \$3,000 | SP2020 |
| R | Swope, Margaret | MS | Clinic Instr | Teacher Ed | .25 | \$4,349 | SU2020 |
| R | Thibodeaux, Tilisa | EdD | Assist Prof | Ed Leadership | .50 | \$11,746 | SU2020 |
| R | Troxclair, Debbie | PhD | Assoc Prof | Teacher Ed | .25 | \$5,809 | SU2020 |
| R | Villate, Vanessa | PhD | Assoc Prof | Teacher Ed | .50 | \$11,583 | SU2020 |
| R | Vine, Kim | EdD | Adjunct | Ed Leadership | .1 | \$1,600 | SU2020 |
| R | Wallet, Kimberly | PhD | Assoc Prof | Nutr, Hosp, and Hum Svcs | .50 | \$13,512 | SU2020 |
| R | Washington, Kathryn | EdD | Assist Prof | Ed Leadership | .25 | \$5,292 | SU2020 |
| R | Welch, Brett | PhD | Assoc Prof | Ed Leadership | .1 | \$22,288 | SU2020 |
| R | White, Porchane | PhD | Clinic Instr | Ed Leadership | .25 | \$5,009 | SU2020 |
| R | Williams, Bethany | MS | Adjunct | Nutr, Hosp, and Hum Svcs | .20 | \$3,000 | SP2020 |
| R | Wines, Lisa | PhD | Assoc Prof | Counseling | .25 | \$6,370 | SU2020 |
| R | Wines, Lisa | PhD | Assoc Prof | Counseling | .50 | \$12,741 | SU2020 |
| R | Wood, Jane | PhD | Adjunct | Counseling | .25 | \$3,000 | SP2020 |
| R | Yoo, Julia | PhD | Assoc Prof | Teacher Ed | .25 | \$6,005 | SU2020 |
| R | Young, James | PhD | Assoc Prof | Ed Leadership | .10 | \$27,015 | SU2020 |

COLLEGE OF ENGINEERING

| | | | | | | | |
|---|--------------------|-----|--------------|------------------|-----|---------|--------|
| R | Almallahi, Hussein | PhD | Instructor | Elect Engr | .25 | \$5,432 | SU2020 |
| R | Barzegaran, Reza | PhD | Assist Prof | Elect Engr | .33 | \$7,544 | SU2020 |
| R | Bradley, Robert | PhD | Visit assist | Indus Engr | .25 | \$6,344 | SU2020 |
| R | Brake, Nicholas | PhD | Assoc Prof | Civil/Envir Engr | .25 | \$7,847 | SU2020 |
| R | Brake, Nicholas | PhD | Assoc Prof | Civil/Envir Engr | .25 | \$7,874 | SU2020 |
| R | Cai, Tianxing | PhD | Instructor | Chem Engr | .25 | \$6,312 | SU2020 |
| R | Curry, James | PhD | Assoc Prof | Indus Engr | .25 | \$7,801 | SU2020 |
| R | Doranga, Sushil | PhD | Visit Assist | Mech Engr | .25 | \$6,667 | SU2020 |
| R | Doranga, Sushil | PhD | Visit Assist | Mech Engr | .25 | \$6,667 | SU2020 |
| R | Gossage, John | PhD | Assist Prof | Chem Engr | .33 | \$8,426 | SU2020 |
| R | He, Ping | PhD | Professor | Mech Engr | .25 | \$7,875 | SU2020 |

| | | | | | | | |
|---|----------------------|-----|-------------|------------------|-----|----------|--------|
| R | Henry, James | PhD | Assist Prof | Chem Engr | .25 | \$7,744 | SU2020 |
| R | Jeffryes, Clayton | PhD | Assist Prof | Chem Engr | .25 | \$8,238 | SU2020 |
| R | Jeffryes, Clayton | PhD | Assist Prof | Chem Engr | .25 | \$8,238 | SU2020 |
| R | Li, Xianchang | PhD | Professor | Mech Engr | .50 | \$16,185 | SU2020 |
| R | Lin, Sidney | PhD | Assoc Prof | Chem Engr | .25 | \$8,585 | SU2020 |
| R | Liu, Xinyu | PhD | Assoc Prof | Indus Engr | .25 | \$7,765 | SU2020 |
| R | Liu, Xinyu | PhD | Assoc Prof | Indus Engr | .25 | \$7,765 | SU2020 |
| R | Lou, Helen | PhD | Professor | Chem Engr | .25 | \$9,416 | SU2020 |
| R | Marquez, Alberto | PhD | Assoc Prof | Indus Engr | .25 | \$7,559 | SU2020 |
| R | Marquez, Alberto | PhD | Assoc Prof | Indus Engr | .25 | \$7,559 | SU2020 |
| R | Qian, Qin | PhD | Assoc Prof | Civil/Envir Engr | .25 | \$7,565 | SU2020 |
| R | Sayil, Selhattin | PhD | Professor | Elect Engr | .25 | \$9,075 | SU2020 |
| R | Selvaratnam, Thinesh | PhD | Assist Prof | Civil/Envir Engr | .25 | \$7,725 | SU2020 |
| R | Tcheslavski, Gleb | PhD | Assoc Prof | Elect Engr | .33 | \$9,973 | SU2020 |
| R | Tokgoz, Berna | PhD | Assoc Prof | Indus Engr | .25 | \$7,051 | SU2020 |
| R | Tokgoz, Berna | PhD | Assoc Prof | Indus Engr | .25 | \$7,051 | SU2020 |
| R | Yentzen, Gary | MS | Instructor | Indus Engr | .25 | \$5,895 | SU2020 |
| R | Yentzen, Gary | MS | Instructor | Indus Engr | .25 | \$5,895 | SU2020 |
| R | Zargarzadeh, Hassan | PhD | Assist Prof | Elect Engr | .25 | \$7,373 | SU2020 |
| R | Zargarzadeh, Hassan | PhD | Assist Prof | Elect Engr | .25 | \$7,373 | SU2020 |
| R | Zhou, Jiang | PhD | Professor | Mech Engr | .25 | \$8,597 | SU2020 |
| R | Zhou, Jiang | PhD | Professor | Mech Engr | .25 | \$8,597 | SU2020 |

COLLEGE OF FINE ARTS & COMMUNICATION

| | | | | | | | |
|---|----------------------------|-----|------------------|---------------|-----|----------|--------|
| R | Azios, Jamie | PhD | Assist Prof | Spch/Hearing | .25 | \$5,754 | SU2020 |
| R | Azios, Jamie | PhD | Assist Prof | Spch/Hearing | .25 | \$5,754 | SU2020 |
| R | Azios, Michael | PhD | Assist Prof | Spch/Hearing | .25 | \$5,567 | SU2020 |
| R | Azios, Michael | PhD | Assist Prof | Spch/Hearing | .25 | \$5,567 | SU2020 |
| R | Benson, Jack | MM | Instructor | Music | .25 | \$3,916 | SU2020 |
| R | Byers, Beth | MS | Instructor | Spch/Hearing | .25 | \$4,733 | SU2020 |
| R | Byers, Beth | MS | Instructor | Spch/Hearing | .25 | \$4,733 | SU2020 |
| R | Clark, M. Diane | PhD | Chair/Prof | Deaf Stud/Ed | .25 | \$9,281 | SU2020 |
| R | Dyrhaug, Kurt | MFA | Professor | Art | 1.0 | \$12,989 | SU2020 |
| R | Felipe, Lilian | PhD | Assist Prof | Spch/Hearing | .25 | \$5,750 | SU2020 |
| R | Fischer, Julia | PhD | Assist Prof | Art | 1.0 | \$11,761 | SU2020 |
| R | Freyermuth, Sherry | MFA | Assist Prof | Art | 1.0 | \$9,081 | SU2020 |
| R | Green-Woods | MA | Instructor | Deaf Stud/Ed | .50 | \$10,000 | SU2020 |
| R | Grothe, Joel | MFA | Assoc Prof | Theatre/Dance | .25 | \$4,766 | SU2020 |
| R | Harn, Monica | PhD | Professor | Spch/Hearing | .50 | 15489 | SU2020 |
| R | Hauser, Eric | PhD | Adjunct | Comm/Media | .20 | \$3,000 | SU2020 |
| R | Howard, Connie | AuD | Assoc Prof | Spch/Hearing | .25 | \$5,861 | SU2020 |
| R | Howard, Connie | AuD | Assoc Prof | Spch/Hearing | 1.0 | \$11,721 | SU2020 |
| R | Lawyer, Gloschanda | PhD | Assist Prof | Deaf Stud/Ed | .25 | \$4,583 | SU2020 |
| R | Lawyer, Gloschanda | PhD | Assist Prof | Deaf Stud/Ed | .25 | \$4,583 | SU2020 |
| R | Mann, Lyman | MS | Instructor | Deaf Stud/Ed | .25 | \$3,642 | SU2020 |
| R | Mann, Lyman | MS | Instructor | Deaf Stud/Ed | .25 | \$3,642 | SU2020 |
| R | Meeks, Donna | MFA | Chair/Prof | Art | .50 | \$7,560 | SU2020 |
| R | Michalski, Nicki | PhD | Assoc Prof | Comm/Media | .25 | \$5,825 | SU2020 |
| R | Musyoka, Millicent | PhD | Assoc Prof | Deaf Stud/Ed | .50 | \$11,152 | SU2020 |
| R | Radhakrishnan, Nandhakumar | PhD | Assoc Prof | Spch/Hearing | .50 | \$12,704 | SU2020 |
| R | Radhakrishnan, Nandhakumar | PhD | Assoc Prof | Spch/Hearing | .25 | \$6,352 | SU2020 |
| R | Reading, Heather | AuD | Clinic Sup/Instr | Spch/Hearing | .25 | \$5,939 | SU2020 |
| R | Reading, Heather | AuD | Clinic Sup/Instr | Spch/Hearing | .25 | \$5,939 | SU2020 |
| R | Reading, Heather | AuD | Clinic Sup/Instr | Spch/Hearing | .25 | \$5,939 | SU2020 |
| R | Rissman, Nick | DMA | Professor | Music | .33 | \$8,000 | SU2020 |
| R | Saleem, Awais | PhD | Assist Prof | Comm/Media | .25 | \$5,626 | SU2020 |
| R | Saleem, Awais | PhD | Assist Prof | Comm/Media | .25 | \$5,626 | SU2020 |
| R | Scales, Alyssa | MS | Clinic Sup | Spch/Hearing | .25 | \$4,468 | SU2020 |
| R | Smith, Amy | MFA | Instructor | Theatre/Dance | .25 | \$3,500 | SU2020 |
| R | Smith, Zanthia | EdD | Assoc Prof | Deaf Stud/Ed | .25 | \$6,864 | SU2020 |
| R | Stanley, O'Brien | MFA | Professor | Comm/Media | .25 | \$6,817 | SU2020 |
| R | Stanley, O'Brien | MFA | Professor | Comm/Media | .25 | \$6,817 | SU2020 |
| R | Stanley, Ruth | MS | Instructor | Comm/Media | .25 | \$3,333 | SU2020 |
| R | Thompson, Carmyn | MS | Adjunct | Spch/Hearing | .40 | \$8,000 | SU2020 |

| | | | | | | |
|--------------------------|-----|------------------|---------------|-----|----------|--------|
| R Wagers, Stacy | MS | Adjunct | Comm/Media | .20 | \$3,000 | SU2020 |
| R Whisenhunt-Saar, Karen | MS | Clinic Instr | Spch/Hearing | .25 | \$5,182 | SU2020 |
| R Whisenhunt-Saar, Karen | MS | Clinic Instr | Spch/Hearing | .50 | \$10,364 | SU2020 |
| R Winfield, Asha | MS | Adjunct | Comm/Media | .20 | \$3,000 | SU2020 |
| R Wright, Christopher | MFA | Chair/Assoc Prof | Theatre/Dance | .25 | \$5,709 | SU2020 |
| R Wright, Steven | PhD | Assist Prof | Deaf Stud/Ed | .25 | \$4,825 | SU2020 |

CHANGE OF STATUS

| Last, First | Department | Change of Status | Period |
|--------------------|-------------------------|--|---------------|
| Aung, Kendrick | Mechanical Engineering | From Prof to Prof / Interim Chair | SU 2020 |
| Bernazzani, Paul | Chemistry | From Acting Asst Provost to Professor | Fall 2020 |
| Boone, Rebecca | History | From Asso Dean to Professor / Chair | SU 2020 |
| Botos, Michelle | Educational Leadership | From Adjunct to Clinical Instructor | Fall 2020 |
| Colon, Ricardo | Acct & Bus Law | Stepped down as department Chair | SP 2020 |
| Easterly, Bianca | Political Sci | From Assist Prof to Assoc Prof | 2019-2020 |
| Gunaydin-Sen, Ozge | Chemistry | To Chair | Fall 2020 |
| Harn, William | Speech and Hearing | From Graduate Dean to Professor | Fall 2020 |
| Lei, Xiangyang | Arts & Sciences | From Prof to Assoc Dean of Arts & Sciences | SU 2020 |
| Mason, Diane | Educational Leadership | Stepped down as department chair | SP 2020 |
| Maurer, Lynne | Arts & Sciences | Acting Ast Provost of Academic Affairs ended | Fall 2020 |
| Nelson, James | Political Sci | From Assist Prof to Assoc Prof | 2019-2020 |
| Nordgren Joe | English and Modern Lang | From Acting Asst Provost to Professor | Fall 2020 |
| Roden, Timothy | Arts & Sciences | Professor to Associate Dean | SU 2020 |
| Smith, Amy | Theatre/Dance | From Adjunct to Instructor | SP 2020 |

SALARY STIPEND (Annual Report)

| Last, First | Department | Amount of stipend | Period |
|-----------------------------|------------------------|--|---------------|
| Adams, Amber | Nursing | Received \$1,000 as Faculty Advisor for LUTNSA. | SP 2020 |
| Barclay, Jarod | Psychology | Received \$3,087.21 for Clinic/Testing Manager | SU 2020 |
| Benson, Tracy | Engineering | Received \$23,874.98 for CMMS Midstream Research / Fac Duties | SU 2020 |
| Blackwell-Starnes, Adrienne | English & Modern Lang. | Received \$9,158.25 as Writing Director | SU 2020 |
| Brake, Nicholas | Civil Engineering | Received \$10,463.18 for LNVA Genesis Research | SU 2020 |
| Burns, Clare | Acct & Bus Law | Received \$2,500 for coordinating ACCT 2301 sections | Fall 2019 |
| Burns, Clare | Acct & Bus Law | Received \$2,500 for coordinating all ACCT 2301 sections | SP 2020 |
| Butaud, Gayle | Teacher Education | Received \$5,759.82 for Field Supervision | SU 2020 |
| Cai, Tianxing | Chemical Engineering | Received \$6,312 for grant research | SU 2020 |
| Chang Chiung-Fang | Soc/SW/CJ | Received \$11,799.06 as Director for the Sociology Program | SU 2020 |
| Chisholm, LeAnn | Nursing | Received \$15,675.42 as Director of Simulation Program and Support Services. | SU 2020 |
| Colunga, Tonya | Education Leadership | Received \$5,012.95 for Admissions Master's Program | SU 2020 |
| Corbett, Robert | Biology | Received \$4,979.00 to administer all online lab instruction for BIOL 2421. | SU 2020 |
| Curry, James | Engineering | Received \$7,800 for ABS Research Grant | SU 2020 |
| Dockens, Ashley | Spch/Hearing | Received \$24,249 for Audiology Program Dir. Duties | SU 2020 |
| Dyrhaug, Kurt | Art | Received \$6,245 for Student Advisor duties | SU 2020 |
| Favors, Andre' | Comm/Media | Received \$3,492 for Student Advisor duties | SU 2020 |
| Freese, Elizabeth | Theatre/Dance | Received \$3,000 for oversight of student production roles due to Technical Director vacancy | Fall 2019 |
| Greshner, Debra | Music | Received \$3,764 for Student Advisor duties | SU 2020 |
| Gummelt, Virginia | Soc/SW/CJ | Received \$14,157.67 as Director for the Social Work Program | SU 2020 |
| Hale, Regina | Nursing | Received \$13,682.84 as Director of Undergraduate Nursing Studies. | SU 2020 |

| | | | |
|---------------------------|----------------------------|---|-----------|
| Haselbach, Liv | Engineering | Received \$8,179.19 for SRA Grant Research | SU 2020 |
| Hebert, Sonja | Counseling | Received \$9,649.27 for Admissions Stipend | SU 2020 |
| Hoerth, Katherine | English & MODL | Received \$4,526.12 for LU Press. | SU 2020 |
| Ho, TC | Engineering | Received \$27,385 for Dir Tx Air Research | SU 2020 |
| Jensen-Vallin, Jacqueline | Mathematics | Received \$2,000 for admin stipend | SP 2020 |
| Jensen-Vallin, Jacqueline | Mathematics | Received \$6,093.73 as Director of First-Year Math Experience. | SU 2020 |
| Knight, Stacey | Nursing | Received \$12,888.98 as Director of Articulation | SU 2020 |
| Kucknoor, Ashwini | Biology | Received \$25,000 for David Beck Teaching Excellence Award | SP 2020 |
| Lei, Xiangyang | College of Arts & Sciences | Received \$400 for course instruction | Fall 2019 |
| Lin, Che-Jen | Civil/Envir Engr | Received \$7,046 for Associate Provost for ORSP | SP 2020 |
| Long, Elizabeth | Nursing | Received \$500 as Coordinator for Community Based Service Learning | SU 2020 |
| Lou, Helen | Engineering | Received \$8,789 for THWRC Research | SU 2020 |
| Maurer, Lynn | Arts and Sciences | Received \$10,000 as Acting Associate Provost | SP 2020 |
| McCoy, Timothy | Acct & Bus Law | Received \$3,500 overseeing Accounting internship program | SP 2020 |
| Miller, Shenequa | Teacher Education | Received \$9,166.67 for Admissions stipend | SU 2020 |
| Moss, Gisele | Acct & Bus Law | Received \$2,000 as Interim Chair for Acct & Bus Law | SP 2020 |
| Palmer, Troy | Nursing | Received \$1,000 to develop student organization for male nursing students. | SP 2020 |
| Price, Brandon | Business | Received \$25,000 as Ben J. Rogers Endowed Chair | SP 2020 |
| Qian, Qin | Engineering | Received \$7,565.10 for Civil Engin Grant Research | SU 2020 |
| Qian, Qin | Engineering | Received \$10,086.80 for LNVA Genesis Research | SU 2020 |
| Ravey, Jennifer | Writing Center | Received \$8,112.39 as Writing Center Director. | SU 2020 |
| Robinson, Linda | Nursing | Received \$17,169.59 as Director of Undergraduate Nursing Studies | SU 2020 |
| Roden, Timothy | Arts and Sciences | Received \$9,400 as Interim Associate Dean. | SP 2020 |
| Selvaratnam, Thinesh | Engineering | Received \$10,300 LNVA Genesis Research | SU 2020 |
| Sheppard, Rene | Nursing | Received \$100 for Photography services. | SP 2020 |
| Simpson, Teresa | Dean's Office | Received \$5,436.51 for Undergraduate and Retention Issues | SU 2020 |
| Smith, Amy | Ctr Teaching/Learning | Received \$5,600 as Director of Faculty Development | SP 2020 |
| Smith, Zanthia | Deaf Stud/Ed | Received \$6,664 for Student Advisor duties | SU 2020 |
| Stewart, Arthur | English/M Lang | Received \$8,100 as director of Center for Philosophical Studies | SP 2020 |
| Titus, Freddie | Teacher Ed | \$1500 for Chair duties in Teacher Education | SP 2020 |
| Weinbaum, Rebecca | Dean's Office | Received \$13,411 for IMPaCT Grant Director and Principal Investigator Duties | SU 2020 |
| Worley, Robert | Soc/SW/CJ | Received \$12,919.13 as Director for the Criminal Justice Program | SU 2020 |
| Wu, Xing | Engineering | Received \$10,379.95 for LNVA Genesis Research | SU 2020 |

CHAIR ADMINISTRATIVE STIPENDS (50% FTE), SUMMER 2020

| Last, First Name | Rank | Department | Stipend Amt |
|---------------------------------------|-----------------|--------------------------|--------------------|
| COLLEGE OF ARTS & SCIENCES | | | |
| Alm, Jeremy | Professor | Mathematics | \$14,846.31 |
| Andrei, Stefan | Professor | Computer Science | \$18,644.47 |
| Boone, Rebecca | Professor | History | \$14,846.31 |
| Cole, Phil | Professor | Physics | \$16,210.02 |
| Gunaydin-Sen, Ozge | Assoc Professor | Chemistry & Biochemistry | \$10,285.93 |
| Jordan, Jim | Professor | Earth & Space Sci | \$17,138.96 |
| Kirk, Edythe | Assoc Prof | Psychology | \$13,655.73 |
| Sanderson, James | Professor | English & MODL | \$15,272.86 |
| Sowers, Thomas | Assoc Prof | Political Sci | \$11,840.86 |

| | | | |
|------------------|-------------|-----------|-------------|
| Stinson, Cynthia | Assoc Prof | Nursing | \$21,068.45 |
| Terry, Randall | Assist Prof | Biology | \$11,431.08 |
| Wright, Stuart | Professor | Soc/SW/CJ | \$17,237.96 |

COLLEGE OF BUSINESS

| | | | |
|------------------------|---------------------------|-------------------|-------------|
| Aung, Kendrick | Professor / Interim Chair | | |
| Bandyopadhyay, Kakoli | Professor | Info Sys & Anal | \$24,118.00 |
| Bandyopadhyay, Soumava | Assoc Dean | Graduate Programs | \$20,849.00 |
| Hwang, Seok | Director | Constr Mgmt | \$20,430.00 |
| Moss, Gisele | Professor | Acct & Bus Law | \$22,903.00 |
| Slaydon, James | Assoc Prof | Econ & Finance | \$19,666.00 |
| Swerdlow, Marleen | Director | Gen Bus Programs | \$11,932.00 |
| Sen, Kabir | Professor | Mgmt & Mktg | \$21,459.00 |

COLLEGE OF EDUCATION & HUMAN DEVELOPMENT

| | | | |
|------------------|--------------------------------|-------------------------|-------------|
| Chilek, Daniel | Asst Prof / Chair | Health & Kine | \$13,256.61 |
| Greenidge, Wendy | Assoc Prof / Chair | Counseling | \$13,845.43 |
| Killough, Jill | Chair/Instr | Nutr, Hosp, and Hum Srv | \$12,886.18 |
| O'Connor, Johnny | Asst Prof-Lead Dissertation Sp | Educational Leadership | \$13,009.89 |
| Titus, Freddie | Assoc Prof / Chair | Teacher Education | \$12,505.61 |

COLLEGE OF ENGINEERING

| | | | |
|-------------------|------------|---------------------|-------------|
| Aung, Kendrick | Professor | Mech Engr | \$17,174.43 |
| Haselbach, Liv | Professor | Civil/Envr Engr | \$24,537.57 |
| Ho, Tho Ching | Professor | Chem Engr | \$27,385.98 |
| Tcheslavski, Gleb | Professor | Elect Engr | \$15,956.94 |
| Zaloom, Victor | Professor | Indus Engr | \$28,797.17 |
| Zhou, Jian | Assoc Dean | Dean of Engineering | \$17,193.15 |

COLLEGE OF FINE ARTS & COMMUNICATION

| | | | |
|---------------------|------------|---------------|-------------|
| Clark, M. Diane | Professor | Deaf Stud/Ed | \$18,562.00 |
| Harn, Monica | Professor | Spch/Hearing | \$15,489.00 |
| Meeks, Donna | Professor | Art | \$15,454.00 |
| Shook, Brian | Assoc Prof | Music | \$12,407.00 |
| Tindall, Natalie | Professor | Comm/Medi | \$15,860.00 |
| Wright, Christopher | Assoc Prof | Theatre/Dance | \$11,418.00 |

TENURE EFFECTIVE FALL 2020

1. Acosta, Cherie; Assoc Prof, Theatre/Dance
2. Azodi, Donna; Assoc Prof, Educational Leadership
3. Barzengaranbaboli, Mohammadreza; Assoc Prof, Elect Engr
4. Clark, Jacob; Assoc Prof, Music
5. Dockens, Ashley; Assoc Prof, Spch/Hearing
6. Dueppen, Timothy; Assoc Prof, Music
7. Easterly, Bianca; Assoc Prof, Political Science
8. Eren-Tokgoz, Berna; Assoc Prof, Indus Engr
9. Fischer, Julia; Assoc Prof, Art
10. Li, Yueqing; Assoc Prof, Indus Engr
11. Nicks, Robert; Assoc Prof, Educational Leadership
12. O'Connor, Johnny; Assoc Prof, Educational Leadership
13. Pyne, Matthew; Assoc Prof, Biology
14. Shannon, Eric; Assoc Prof, Music
15. Wang, Sujing; Assoc Prof, Computer Sci
16. Zhang, Jing; Assoc Prof, Computer Sci

PROMOTION EFFECTIVE FALL 2020

Promotion to Professor

1. Badua, Francisco; Accounting and Business Law
2. Lui, Xinyu; Engineering
3. Natarajan, Vivek; Mgmt & Mktg

5. Slaydon, James; Econ & Finance
6. Soukhodolets, Maxim; Chem/BioChem
7. Vallin, Robert; Math

Promotion to Associate Professor

1. Acosta, Cherie; Theatre/Dance
2. Azodi, Donna; Educational Leadership
3. Barzengaranbaboli, Mohammadreza; Elect Engr
4. Clark, Jacob; Music
5. Dockens, Ashley; Spch/Hearing
6. Dueppen, Timothy; Music
7. Easterly, Bianca; Political Science
8. Eren-Tokgoz, Berna; Indus Engr
9. Fischer, Julia; Art
10. Li, Yueqing; Indus Engr.
11. O'Connor, Johnny; Education Leadership
12. Pyne, Matthew; Biology
13. Shannon, Eric; Music
14. Terry, Randall; Biology
15. Wang, Sujing; Computer Sci
16. Zhang, Jing; Computer Sci

Promotion to Assistant Professor

None to Report

DISTINGUISHED PROFESSOR EMERITUS NOMINATION

Kevin Smith, Professor of Sociology, effective retirement June 1, 2020
 Hsing-wei Chu, University Professor, effective retirement June 1, 2020

ADMINISTRATIVE AND UNCLASSIFIED PERSONNEL CHANGES

APPOINTMENT

1. Singleton, Cari – Director of Payroll, effective January 2, 2020

RETIREMENT

1. Ness, Edward C. – Vice President of Finance & Operations, effective March 31, 2020
2. Newton, William Frank – Executive Director, Foundation Relations, effective May 31, 2020
3. Quebedeaux, Donna – Director of Payroll, effective January 15, 2020

SEPARATION

1. Benson, Catherine - Associate Vice President, Human Resources, position eliminated, effective August 3, 2020
2. Dodson, Kevin – Dean, Honors College – position eliminated, effective August 3, 2020
3. Drawhorn, Dianne – Associate Vice President, Administrative Services, position eliminated, effective August 3, 2020
4. Elizondo, Stacy L. – Director of Purchasing, transferred to another State agency, effective May 31, 2020
5. Harrington, Clayton – Director, Parking & Transportation, position eliminated, effective August 3, 2020
6. Monceaux, Alex – Director, Pathways Program, position eliminated, effective August 3, 2020
7. Morian, Isabel – Director, External Relations, Event Management, position eliminated, effective August 3, 2020
8. Nichols, Paula – Associate Provost, Digital Learning, position eliminated, effective August 3, 2020
9. Parsons, Priscilla – Vice President, Information Technology, position eliminated, effective August 3, 2020
10. Scott, Ashley – Assistant Vice President, Campus Business Center, position eliminated, effective August 3, 2020
11. Shaver, Todd – Directors, Setzer Student Center, position eliminated, effective August 3, 2020
12. Shim, Irene – Director, Int'l Recruiting & Study Abroad, position eliminated, effective August 3, 2020
13. Simpson, Artha – Director, Recreational Sports, position eliminated, effective August 3, 2020
14. Townsend, Stephanie – Director, Logistics/Property Management, position eliminated, effective August 3, 2020
15. Wagner, Robert - Assistant Vice President, Human Resources, position eliminated, effective August 3, 2020

LEAVE OF ABSENCE

None to report

RECLASSIFICATION

None to report

PROMOTION

None to report

ADDITIONS

None to Report.

NOMINATIONS FOR RE-EMPLOYMENT OF FACULTY, AY 2020-2021 (as of August 31, 2020)

| Name | Rank | Degree | Tenure | Yrs. |
|---|-------------------------------------|--------|--------|------|
| COLLEGE OF ARTS & SCIENCES | | | | |
| Department of BAAS | | | | |
| Ervin, Mel | Instructor | Med | No | 11 |
| Mayper, Theresa | Instructor | MA | No | 12 |
| Department of Biology | | | | |
| Armacost, James | Associate Professor | PhD | Yes | 12 |
| Christensen, Ana B. | Associate Professor | PhD | Yes | 21 |
| Corbett, Robert | Instructor | PhD | No | 5 |
| Hoch, Matthew | Associate Professor | PhD | Yes | 12 |
| Kish-Molina, Marilyn | Instructor | PhD | No | 2 |
| Kuchnoor, Ashwini | Associate Professor | PhD | No | 11 |
| Lian, Ian Yu-Zen | Assistant Professor | PhD | No | 7 |
| Posey, Amanda | Instructor | MS | No | 8 |
| Pyne, Matthew | Associate Professor | PhD | No | 6 |
| Terry, Randall G. | Associate Professor / Chair | PhD | Yes | 20 |
| Vasefi, Seyedeh-Maryam | Assitant Professor | PhD | Yes | 3 |
| Yoder, Howard | Associate Professor | PhD | Yes | 20 |
| Department of Chemistry and Biochemistry | | | | |
| Bernazzani, Paul | Professor | PhD | Yes | 17 |
| Canlas, Gino | Instructor | PhD | No | 3 |
| Chandrasekaran, P. | Assistant Professor | PhD | No | 8 |
| Guo, Zhifo | Instructor | PhD | No | 2 |
| Guanaydin-Sen, Ozge | Assistant Professor / Interim Chair | PhD | No | 7 |
| Lei, Xiangyang | Associate Professor / Assoc Dean | PhD | Yes | 12 |
| Martin, Christopher | Associate Professor | PhD | Yes | 16 |
| Nguyen, Thi Thuy Minh | Instructor | PhD | No | 11 |
| Shukla, Shyam | Professor | PhD | Yes | 34 |
| Soukhodolets, Maxim | Professor | PhD | Yes | 16 |
| Twegirayezu, Sylvestre | Assistant Professor | PhD | No | 4 |
| Wei, Suying | Associate Professor | PhD | Yes | 11 |
| Department of Computer Science | | | | |
| Andrei, Stefan | Professor/Chair | PhD | Yes | 13 |
| Beard, Michael | Instructor | MS | No | 14 |
| Doerschuk, Peggy | Professor | PhD | Yes | 27 |
| Liu, Jiangjiang "Jane" | Assistant Professor | PhD | Yes | 16 |
| Liu, Xinya | Assistant Professor | PhD | Yes | 2 |
| Makki, Kami | Professor | PhD | Yes | 12 |
| Osborne, Lawrence | Professor | PhD | Yes | 30 |
| Roden, Timothy | Associate Professor / Assoc Dean | PhD | Yes | 8 |
| Sun, Bo | Professor | PhD | Yes | 16 |
| Sun, Frank | Instructor | MS | No | 12 |
| Wang, Sujing | Associate Professor | PhD | No | 14 |
| Zhang, Jing | Associate Professor | PhD | No | 6 |

Department of Earth and Space Science

| | | | | |
|-------------------|---------------------|-----|-----|----|
| Jordan, Jim | Professor/Chair | PhD | Yes | 37 |
| Amer, Reda | Assistant Professor | PhD | No | 1 |
| Kruger, Joseph | Associate Professor | PhD | Yes | 16 |
| Pujols, Edgardo | Assistant Professor | PhD | No | 3 |
| Schmidt, Bennetta | Instructor | PhD | No | 14 |

Department of English and Modern Languages

| | | | | |
|-----------------------------|------------------------------|-----|-----|----|
| Bartlett, Daniel | Instructor | PhD | No | 16 |
| Bartlett, Karen | Instructor | MA | No | 14 |
| Becker, Melissa | Instructor | MA | No | 1 |
| Blackwell-Starnes, Adrienne | Assistant Professor | PhD | No | 7 |
| Bradley, Jerry | Professor | PhD | Yes | 13 |
| Carey, Donald | Instructor | MA | No | 19 |
| Castillon, Catalina | Associate Professor | PhD | Yes | 27 |
| Daigrepoint, Lloyd | Professor | PhD | Yes | 39 |
| Doiron, Jesse | Instructor | MA | No | 23 |
| Duerler, Caitlin | Instructor | MA | No | 5 |
| Ford, Casey | Instructor | MA | No | 2 |
| Haidusek, Harrabeth | Instructor | MA | No | 24 |
| Hatfield, Elia | Assistant Professor | PhD | No | 5 |
| Heintzelman, Patricia | Instructor | MA | No | 19 |
| Hillin, Sara | Associate Professor | PhD | No | 14 |
| Hoerth, Katherine | Assistant Professor | MFA | No | 3 |
| Hudler, Melissa | Assistant Professor | PhD | No | 21 |
| Joffe, Sharon | Assistant Professor | PhD | No | 3 |
| Johnson, Cheryl | Instructor | MA | No | 14 |
| Johnson, Gretchen | Assistant Professor | MFA | No | 14 |
| Lange, Aric | Instructor | MA | No | 5 |
| Loges, Max | Professor | PhD | Yes | 28 |
| Matthis, Michael | Professor | PhD | Yes | 29 |
| Nemmers, Adam | Assistant Professor | PhD | No | 3 |
| Nordgren, Joe | Professor | PhD | Yes | |
| Oteng, Yaw | Associate Professor | PhD | Yes | 14 |
| Phillips, Meagan | Instructor | MA | No | 2 |
| Popp, Charles | Instructor | MA | No | 12 |
| Retamales, Jaime | Visiting Assistant Professor | PhD | No | 5 |
| Ravey, Jennifer | Instructor | MA | No | 10 |
| Saucedo, Richard | Instructor | MA | No | 5 |
| Sanderson, James | Professor / Chair | PhD | Yes | 37 |
| Smith, Amy | Associate Professor | PhD | Yes | 11 |
| Staub, Nancy | Instructor | MA | No | 22 |
| Stewart, Arthur | Associate Professor | PhD | Yes | 31 |
| Zarzosa, Norma | Instructor | MA | No | 14 |

Department of History

| | | | | |
|-------------------|---------------------|-----|-----|----|
| Boone, Rebecca | Professor / Chair | PhD | Yes | 18 |
| Bryan, Jimmy | Associate Professor | PhD | Yes | 13 |
| Chavez, Miguel | Assistant Professor | PhD | No | 3 |
| Durso, Cassandre | Instructor | MA | No | 2 |
| Forret, Jeffrey | Professor | PhD | Yes | 15 |
| Gillis, Brendan | Assistant Professor | PhD | No | 3 |
| Kibbe, Tina | Instructor | PhD | No | 4 |
| Mengerink, Mark | Associate Professor | PhD | Yes | 13 |
| Muzorewa, Gwinyai | Assistant Professor | PhD | No | 6 |
| Poston, Ken | Instructor | MA | No | 7 |
| Sato, Yasuko | Associate Professor | PhD | No | 11 |
| Seratt, James | Instructor | MA | No | 25 |

Department of Mathematics

| | | | | |
|-----------------|-------------------|-----|-----|----|
| Alm, Jeremy | Professor / Chair | PhD | Yes | 3 |
| Brice, Gary | Instructor | MS | No | 14 |
| Carter, Ivalynn | Instructor | MS | No | 12 |

| | | | | |
|------------------------|---------------------|-----|-----|----|
| Couch, Phillip | Assistant Professor | PhD | No | 8 |
| Daniel, Bobby | Professor | PhD | Yes | 32 |
| Dawkins, Paul | Associate Professor | PhD | Yes | 15 |
| Fowler, Jennifer | Associate Professor | PhD | Yes | 17 |
| Jensen-Vallin, Jackie | Associate Professor | PhD | Yes | 6 |
| Karahouni, Mike | Instructor | MS | No | 38 |
| Kennedy, Judy | Professor | PhD | Yes | 13 |
| Liu, Wen | Assistant Professor | PhD | No | 4 |
| Maesumi, Mohsen | Associate Professor | PhD | Yes | 29 |
| Mahavier, William | Professor | PhD | Yes | 19 |
| Montgomery, Jason | Instructor | PhD | No | 3 |
| Riley, Melissa | Instructor | MS | No | 18 |
| Svyeshnikova, Nataliya | Instructor | PhD | Yes | 4 |
| Vallin, Robert | Professor | PhD | Yes | 6 |
| Vega-Guzman, Jose' | Assistant Professor | PhD | No | 4 |

Department of Nursing

| | | | | |
|-----------------------|---------------------------|------|-----|----|
| Adams, Amber | Assistant Professor | MSN | No | 1 |
| Caldwell, Pamela | Instructor | MSN | No | 3 |
| Chisholm, LeAnn | Assistant Professor | MSN | No | 16 |
| Cochran, Glenda | Assistant Professor | MSN | No | 11 |
| Curl, Eileen | Professor | PhD | Yes | 18 |
| Dubose, Amy | Instructor | MSN | No | 1 |
| Fisher, Michelle | Instructor | MSN | No | 3 |
| Hale, Regina | Assistant Professor | PhD | No | 16 |
| Harding, Rose | Instructor | MSN | No | 23 |
| Heinz, Caroline | Instructor | MSN | No | 15 |
| Huff, Jennifer | Instructor | MSN | No | 1 |
| Keel, Martha | Instructor | MSN | No | 3 |
| Knight McCall, Stacey | Assistant Professor | DNP | No | 10 |
| Long, Elizabeth | Assistant Professor | DNP | No | 6 |
| Marsh, Shannon | Instructor | MSN | No | 1 |
| McAfee, Nancye | Instructor | PhD | No | 18 |
| Morris, Christina | Instructor | MSN | No | 0 |
| Moss, Patti | Assistant Professor | MSN | Yes | 33 |
| O'Brien, Patricia | Instructor | MSN | No | 4 |
| Ojemeni, Stacey | Instructor | MSN | No | 3 |
| Olliff, Linda | Assistant Professor | MSN | Yes | 22 |
| Palmer, Troy | Instructor | MSN | No | 5 |
| Peterman, Kelli | Instructor | MSN | No | 6 |
| Pipkins, Cynthia | Assistant Professor | Phd | No | 12 |
| Rhodes, Theresa | Instructor` | MSN` | No | 7 |
| Robinson, L. Ruthie | Associate Professor | PhD` | No | 7 |
| Rolf, Carmen | Instructor | MSN | No | 4 |
| Seaman, J.T. | Instructor | MSN | No | 5 |
| Seymour,Rebekah | Instructor | MSN | No | 6 |
| Shackelford, Sommer | Instructor | MSN | No | 2 |
| Schroeder, Nichole | Instructor | MSN | No | 0 |
| Smith, Judy Kaye | Associate Professor | MSN | Yes | 20 |
| Stinson, Cynthia | Associate Professor/Chair | PhD | Yes | 24 |
| Talenda, Valerie | Instructor | MSN | No | 11 |
| Theford, Jenny | Instructor | MSN | No | 10 |
| Wenner, Lori | Instructor | MSN | No | 3 |
| White, Kelli | Instructor | MS | No | 8 |
| Williams, Sharon | Instructor | PhD | No | 15 |
| Willey, Corie | Instructor | MSN | No | 2 |

Department of Physics

| | | | | |
|----------------------|---------------------|-----|-----|----|
| Bahrim, Bogdana | Associate Professor | PhD | Yes | 20 |
| Bahrim, Cristian | Professor | PhD | Yes | 17 |
| Cole, Philip | Professor / Chair | PhD | Yes | 3 |
| De la Madrid, Rafael | Associate Professor | PhD | Yes | 11 |
| Irwin, George | Associate Professor | PhD | Yes | 23 |
| Lou, Ming | Instructor | PhD | No | 12 |
| Nainabasti, Binod | Instructor | PhD | No | 0 |

| | | | | |
|--|------------------------------|--------|-----|----|
| Romashets, Evgeny | Instructor | PhD | No | 2 |
| Sen, Cengiz | Instructor | PhD | No | 6 |
| Tchernookov, Martin | Visiting Assistant Professor | PhD | No | 5 |
| Department of Political Science | | | | |
| Collins, Maegan | Instructor | MS | No | 1 |
| Davis, Terri | Associate Professor | PhD | Yes | 24 |
| Easterly, Bianca | Assistant Professor | PhD | No | 7 |
| Gubala, Sara | Instructor | MS | No | 13 |
| Nelson, James | Assistant Professor | PhD | No | 9 |
| Sowers, Thomas | Associate Professor / Chair | PhD | Yes | 18 |
| Tahaney, Craig | Instructor | JJD/JD | No | 5 |
| Williams, Brian | Instructor | PhD | No | 4 |
| Department of Psychology | | | | |
| Aronson, Elizabeth | Associate Professor | PhD | No | 7 |
| Barclay, J. Eli | Instructor | MS | No | 5 |
| Doe, Raymond | Assistant Professor | PhD | No | 5 |
| Johnson, June | Instructor | MS | No | 28 |
| Kirk, Edythe | Associate Professor / Chair | PhD | Yes | 19 |
| Mann, Judith | Associate Professor | PhD | Yes | 23 |
| Oztunc,Gokhan | Assistant Professor | PhD | No | 3 |
| Rinker, Martha | Assistant Professor | PhD | Yes | 21 |
| Scheidmandel, Jeferson | Instructor | MS | No | 6 |
| Shelton, Jeremy | Associate Professor | PhD | Yes | 17 |
| Shoefstall, Sherri | Instructor | EdD | No | 4 |
| Department of Sociology, Social Work and Criminal Justice | | | | |
| Alasti, Sanaz | Associate Professor | SJD | Yes | 9 |
| Broome, Mark | Instructor | MS | No | 3 |
| Chang, Chiung-Fang | Associate Professor | PhD | Yes | 12 |
| Clanahan, Virginia | Instructor | MS | No | 12 |
| Clavijo, Angela | Instructor | MSW | No | 1 |
| Fagen, Jennifer | Associate Professor | PhD | Yes | 13 |
| Gage-Witvliet, Margot | Assistant Professor | PhD | No | 3 |
| Garcia, Jesus | Assistant Professor | PhD | No | 6 |
| Gummelt, Virginia | Assistant Professor | PhD | No | 8 |
| Harden, Garrick | Assistant Professor | PhD | No | 10 |
| Krause, Stefan | Visiting Instructor | PhD | No | 0 |
| Lin, Cheng-Hsien | Associate Professor | PhD | Yes | 12 |
| Mann, Jim | Associate Professor | PhD | Yes | 13 |
| Roebuck, Karen | Instructor | MS | No | 6 |
| Tsado, Lucy | Assistant Professor | PhD | No | 3 |
| Worley, Robert | Associate Professor | PhD | Yes | 7 |
| Worley, Vidisha | Associate Professor | PhD | Yes | 7 |
| Wright, Lori | Instructor | MSW | No | 7 |
| Wright, Stuart | Professor / Chair | PhD | Yes | 34 |
| COLLEGE OF BUSINESS | | | | |
| Department of Accounting and Business Law | | | | |
| Badua, Francisco | Professor | PhD | Yes | 10 |
| Baldo, Melissa | Instructor | JD | No | 4 |
| Burns, Clare | Instructor | MBA | No | 20 |
| Colon, Ricardo | Assoc Prof | JD | Yes | 8 |
| McCoy, Timothy | Assoc Prof | PhD | Yes | 13 |
| Moss, Gisele | Professor / Chair | PhD | Yes | 21 |
| Rose, David | Instructor | MBA | No | 8 |
| Ruseva, Marina | Assistant Prof | PdD | Yes | 1 |
| Seawright, Delvin | Assist Prof | PhD | No | 5 |
| Swerdlow, Marleen | Professor | JD | Yes | 35 |
| Swift, Orrin | Assist Prof | PhD | No | 4 |
| Department of Economics and Finance | | | | |
| Chen, Chun-Da | Assoc Prof | PhD | No | 5 |
| McCullough, John | Assoc Prof | PhD | Yes | 7 |

| | | | | |
|------------------|------------|-----|-----|----|
| Neuhauser, Karyn | Professor | PhD | Yes | 11 |
| Price, Donald | Professor | PhD | Yes | 38 |
| Sarsyan, Gevorg | Instructor | PhD | No | 2 |
| Slaydon, James | Professor | PhD | Yes | 15 |

Department of Information Systems and Analysis

| | | | | |
|-----------------------|-------------------|-----|-----|----|
| Bandyopadhyay, Kakoli | Professor / Chair | PhD | Yes | 22 |
| El-Houbi, Ashraf | Professor | PhD | Yes | 14 |
| Flosi, Alicen | Instructor | PhD | No | 21 |
| Fontenot, Dale | Instructor | MBA | No | 4 |
| Large, Jennifer | Assistant Prof | MS | No | 0 |
| Tovar-Silos, Ricardo | Assoc Prof | PhD | Yes | 12 |
| Zhang, Xiao (Jerry) | Assist Prof | PhD | No | 4 |
| Zhao, Yu (Audrey) | Assist Prof | PhD | No | 5 |

Department of Management and Marketing

| | | | | |
|-------------------------|-------------------|-----|-----|----|
| Bandyopadhyay, Soumava | Professor | PhD | Yes | 28 |
| Doornbos-Boler, Heather | Instructor | MBA | No | 2 |
| Dyson, Samuel (Jeff) | Instructor | MBA | No | 12 |
| Fraccastoro, Katherine | Professor | PhD | Yes | 22 |
| Howell, Paul | Instructor | MBA | No | 2 |
| Hwang, Seokyon | Assoc Prof | PhD | Yes | 11 |
| Karani, Komal | Assoc Prof | PhD | No | 11 |
| Kim, Minkyum | Assist Prof | PhD | N | 1 |
| Luo, Zhe | Assist Prof | PhD | No | 1 |
| Mandal, Purnendu | Professor | PhD | Yes | 16 |
| Mayer, Bradley | Professor | PhD | Yes | 26 |
| Natarajan, Vivek | Professor | PhD | Yes | 14 |
| Sen, Kabir C | Professor / Chair | PhD | Yes | 28 |
| Venta, Enrique (Henry) | Professor | PhD | Yes | 18 |
| Weeks, Kelly | Assoc Prof | PhD | Yes | 6 |

COLLEGE OF EDUCATION & HUMAN DEVELOPMENT

Department of Counseling and Special Populations

| | | | | |
|----------------------|---------------------|-----|-----|----|
| Carlisle, Robert | Dist Clinic Prof | PhD | No | 5 |
| Cogswell, Lauren | Visit Asst Prof | PhD | No | 5 |
| Flamez, Brande | Dist Clinic Prof | PhD | No | 5 |
| Greenidge, Wendy-Lou | Assist Prof / Chair | PhD | Yes | 5 |
| Hamza, Mohammad | Professor | PhD | Yes | 17 |
| Handley, Valerie | Assist Prof | PhD | No | 1 |
| Harris, Patricia | Clinic Instr | PhD | No | 9 |
| Hebert, Sonja | Clinic Instr | Med | No | 3 |
| Lopez, Belinda | Assist Prof | PhD | Yes | 8 |
| Martin, Jessica | Assist Prof | PhD | No | 3 |
| McGough, Kimberly | Assist Prof | PhD | No | 4 |
| Myroie, Robika | Dist Clinic Prof | PhD | No | 5 |
| Nguyen, Anna | Clinic Instr | PhD | No | 7 |
| Sartor, Teri | Assist Prof | PhD | No | 3 |
| Snook, Joy-Del | Assist Prof | PhD | No | 5 |
| Williams, Shannon | Assist Prof | PhD | No | 2 |
| Wines, Lisa | Assist Prof | PhD | Yes | 5 |

Department of Educational Leadership

| | | | | |
|-------------------|-----------------------------------|-----|-----|----|
| Allen, Shelly | Clinic Instr | EdD | No | 4 |
| Azodi, Donna | Assoc Prof | EdD | No | 6 |
| Borel, Daryl Ann | Clinic Instr | EdD | No | 6 |
| Brown, Kelly | Assist Prof | EdD | No | 3 |
| Colunga, Tonya | Prin Cert Admissions/Clinic Instr | MEd | No | 5 |
| Corcoran, Katy | Clinic Instr | EdD | No | 2 |
| Creel, Jimmy | Clinic Instr | EdD | No | 10 |
| Cummings, Cynthia | Assist Prof | EdD | Yes | 11 |
| Faulk, Neil | Assist Prof | EdD | No | 3 |
| Fong, Dong | Clinic Instr | EdD | No | 5 |
| Harapnuik, Dwayne | Clinic Instr | PhD | No | 5 |
| Harrison, Glen | Clinic Instr | EdD | No | 4 |

| | | | | |
|--------------------------|---|-----|-----|----|
| Harvey, Thomas | Clinic Instr | EdD | No | 4 |
| Hinerman, Krystal | Clinic Instr | PhD | No | 4 |
| Lewis, Shanique | Assist Prof | EdD | Yes | 1 |
| Martin, Gary | Professor | PhD | Yes | 10 |
| Msengi, Clementine | Visit Assist Prof | EdD | No | 8 |
| Nicks, Robert | Assoc Prof | EdD | No | 6 |
| Nix, Jerry (Vince) | Assist Prof | PhD | No | 1 |
| O'Connor, Johnny | Special Assistant to the Dean/Assist Prof / Chair | PhD | No | 5 |
| Puente, Christina | Clinic Instr | EdD | No | 5 |
| Shelton, Virginia (Kaye) | Professor | PhD | Yes | 9 |
| Simpson, Teresa | Special Assistant to the Dean/Clinic Instr | EdD | No | 5 |
| Sisk, Dorothy | Professor | EdD | Yes | 31 |
| Thibodeaux, Tilisa | Assist Prof | EdD | No | 5 |
| Troxclair, Debbie | Assoc Prof | PhD | Yes | 11 |
| Villate, Vanessa | Assoc Prof | PhD | Yes | 11 |
| Wallace, David | Dir Cardinal Ctr, Alumni Ntwk/Instructor | PhD | No | 5 |
| Washington, Kathryn | Assoc Prof | EdD | No | 1 |
| Welch, Brett | Dir Doctoral Program/Assoc Prof | PhD | No | 4 |
| White, Porchane | Clinic Instr | PhD | No | 5 |
| Yoo, Julia | Assoc Prof | PhD | Yes | 1 |
| Young, James (Ken) | Assist Prof | PhD | Yes | 11 |

Department of Nutrition, Hospitality, & Human Services

| | | | | |
|------------------|--------------------|------------|-----|----|
| Chen, Jau-Jin | Professor | PhD | Yes | 11 |
| Dahm, Molly | Professor | PhD | Yes | 24 |
| Duit, Charles | Clinic Instr | Cert. Chef | No | 21 |
| Henderson, Tammy | Professor | PhD | Yes | 4 |
| Killough, Jill | Instructor / Chair | PhD | No | 21 |
| Kwon, Eunjin | Assist Prof | PhD | No | 4 |
| May, Kristina | Clinic Instr | MS | No | 1 |
| Ruiz, Connie | Assoc Prof | PhD | Yes | 44 |
| Shows, Amy | Professor | PhD | Yes | 36 |
| Wallet, Kimberly | Assoc Prof | PhD | Yes | 26 |

Department of Health and Kinesiology

| | | | | |
|----------------------------|----------------------|-----|-----|----|
| Boatwright, Douglas (John) | Professor | PhD | Yes | 34 |
| Chilek, Daniel | Assoc Prof / Chair | PhD | Yes | 19 |
| Gauthreaux, Kimberly | Clinic Instr | MA | No | 5 |
| Hernandez, Barbara | Professor | PhD | Yes | 19 |
| Jordan, Shannon | Assist Prof | PhD | No | 5 |
| Joshi, Praphul | Assoc Prof | PhD | Yes | 5 |
| Jolly, Sidney | Part- time Professor | EdD | No | 49 |
| Moore, Allan | Assoc Prof | PhD | No | 5 |
| Morales, Julio | Assoc Prof | PhD | Yes | 17 |
| Msengi, Israel | Assoc Prof | PhD | Yes | 12 |
| Mullican, Jeanne | Clinic Instructor | MA | No | 5 |
| Hieb, Cameron | Part-time Instructor | MA | No | 1 |
| Howick, Taylor | Part-time Instructor | MA | No | 1 |

Department of Teacher Education

| | | | | |
|-------------------|--------------------|-----|-----|----|
| Butaud, Gayle | Instructor | EdD | No | 16 |
| Hussey, Paula | Clinic Instr | Med | No | 6 |
| Miller, Shenequa | Clinic Instr | PhD | No | 1 |
| Nelson, Cheryl | Clinic Instr | EdD | No | 9 |
| Rios, Cristina | Assoc Prof | PhD | Yes | 15 |
| Singh, Mamta | Assoc Prof | PhD | Yes | 6 |
| Sprott, Katherine | Assist Prof | PhD | No | 5 |
| Swope, Margaret | Clinic Instr | Med | No | 8 |
| Titus, Freddie | Assoc Prof / Chair | EdD | Yes | 8 |

COLLEGE OF ENGINEERING

Department of Chemical Engineering

| | | | | |
|---------------|-------------------|-----|-----|----|
| Benson, Tracy | Assoc Prof | PhD | Yes | 11 |
| Cai, Tianxing | Visit Assist Prof | PhD | No | 5 |

| | | | | |
|-------------------|--------------|-----|-----|----|
| Chen, Daniel | Professor | PhD | Yes | 38 |
| Gossage, John | Assoc Prof | PhD | Yes | 22 |
| Henry, James | Assist Prof | PhD | No | 3 |
| Ho, Tho Chin | Prof / Chair | PhD | Yes | 38 |
| Jeffryes, Clayton | Assist Prof | PhD | No | 5 |
| Lin, Sy Chul | Assoc Prof | PhD | Yes | 15 |
| Lou, Helen | Professor | PhD | Yes | 19 |
| Palanki, Srinivas | Professor | PhD | Yes | 5 |
| Richmond, Peyton | Assoc Prof | PhD | Yes | 20 |
| Tadmor, Rafael | Professor | PhD | Yes | 17 |
| Xu, Qiang | Professor | PhD | Yes | 15 |

Department of Civil Engineering

| | | | | |
|----------------------|--------------|-----|-----|----|
| Brake, Nicholas | Assoc Prof | PhD | Yes | 7 |
| Haselbach, Liv | Prof / Chair | PhD | Yes | 4 |
| Jao, Mien | Professor | PhD | Yes | 22 |
| Lin, Che-Jen Jerry | Professor | PhD | Yes | 21 |
| Qian, Qin | Assoc Prof | PhD | Yes | 12 |
| Selvaratnam, Thinesh | Assist Prof | PhD | No | 3 |
| Wu, Xing | Assoc Prof | PhD | Yes | 7 |

Department of Electrical Engineering

| | | | | |
|---------------------------------|----------------------------|------|-----|----|
| Almallahi, Hussein | Instructor | MS | No | 5 |
| Barzengaranbaboli, Mohammadreza | Assoc Prof | PhD | Yes | 6 |
| Barzegaran, Reza | Assoc Prof | PhD | No | 6 |
| Hirano, Koji | Instructor | Deng | No | 5 |
| Myler, Harley | Professor | PhD | Yes | 19 |
| Sayil, Selahattin | Professor | PhD | Yes | 16 |
| Tcheslavski, Gleb | Assoc Prof / Interim Chair | PhD | Yes | 12 |
| Tokgoz, Cagatay | Assist Prof | PhD | No | 4 |
| Wang, Ruhai | Professor | PhD | Yes | 17 |
| Zargarzadeh, Hassan | Assist Prof | PhD | No | 5 |

Department of Industrial Engineering

| | | | | |
|--------------------|---------------------------|-----|-----|----|
| Bradley, Robert K | Vist Assist | PhD | No | 2 |
| Craig, Brian | Professor / Dean | PhD | Yes | 19 |
| Curry, James | Assoc Prof | PhD | Yes | 12 |
| Hamidi, Maryam | Assist Prof | PhD | No | 4 |
| Kaneria, Acyut | Instructor | DE | No | 2 |
| Li, Yueqing | Assoc Prof | PhD | No | 6 |
| Lui, Xinyu | Professor | PhD | Yes | 13 |
| Marquez, Alberto | Assoc Prof | PhD | Yes | 13 |
| Tokgoz, Berna Eren | Assoc Prof | PhD | No | 6 |
| Yentzen, Gary | Instructor | MS | No | 7 |
| Zaloom, Victor | Professor / Interim Chair | PhD | Yes | 39 |

Department of Mechanical Engineering

| | | | | |
|---------------------|---------------------------|-----|-----|----|
| Aung, Kendrick Than | Professor / Interim Chair | PhD | Yes | 18 |
| Doranga, Sushil | Assist Prof | PhD | No | 1 |
| Fan, Zhe | Assist Prof | PhD | No | 0 |
| He, Ping | Assist Prof | PhD | No | 4 |
| Li, Xiang Chang | Professor | PhD | Yes | 13 |
| Patki, Ajit | Visit Assist Prof | PhD | No | 3 |
| Yao, Chun-Wei | Assist Prof | PhD | No | 4 |
| Zhou, Jiang | Professor | PhD | Yes | 16 |

COLLEGE OF FINE ARTS & COMMUNICATION

Department of Art

| | | | | |
|---------------------|-------------|-----|-----|----|
| Carter, Keith | Professor | BBA | Yes | 32 |
| Chadwick, Stephanie | Assist Prof | PhD | No | 5 |
| Dyrhaug, Kurt | Professor | MFA | Yes | 21 |
| Fedorchenko, Xenia | Assoc Prof | MFA | Yes | 14 |
| Fischer, Julia | Assoc Prof | PhD | No | 7 |
| Gachot, Richard | Assoc Prof | MA | Yes | 15 |

| | | | | |
|-----------------------|-------------|-----|-----|----|
| Hyatt, Joana | Assist Prof | PhD | No | 5 |
| Meeks, Donna | Chair/Prof | MFA | Yes | 25 |
| Thomas, Prince | Professor | MFA | Yes | 22 |
| Troutman, Christopher | Assoc Prof | MFA | Yes | 7 |

Department of Communication

| | | | | |
|------------------|-------------------|-----|-----|----|
| Diddi, Pratiti | Assist Prof | MA | No | 1 |
| Favors, Andre | Instructor | MS | No | 2 |
| Hawa, Jeremy | Instructor | MA | No | 1 |
| Hemenway, Paul | Professor | PhD | Yes | 14 |
| Kerr, Gregory | Instructor | BA | No | 1 |
| Michalski, Nicki | Assoc Prof | PhD | Yes | 21 |
| Saleme, Awais | Assist Prof | PhD | No | 3 |
| Stanley, O'Brien | Professor | MFA | Yes | 23 |
| Stanley, Ruth | Instructor | MA | No | 12 |
| Tindall, Natalie | Professor / Chair | PhD | Yes | 4 |
| Ward, Kenneth | Assist Prof | PhD | No | 2 |
| Warren, Leslie | Instructor | MA | No | 17 |
| Yao, Qingjiang | Assoc Prof | PhD | Yes | 7 |

Department of Deaf Studies and Deaf Education

| | | | | |
|----------------------|-------------------|-----|-----|----|
| Adeoye, Sulaiman | Instructor | MA | No | 1 |
| Buchanan, Beverly | Instructor | MS | No | 1 |
| Clark, Mary Diane | Professor / Chair | PhD | Yes | 5 |
| Greene-Woods, Ashley | Instructor | MA | No | 1 |
| Hauschidt, Sean | Instructor | PhD | No | 0 |
| Lawyer, Gloschanda | Assist Prof | PhD | No | 2 |
| Mann, Lyman | Instructor | MS | No | 4 |
| MacGlaughlin, Heidi | Instructor | EdD | No | 3 |
| Musyoka, Millicent | Assoc Prof | PhD | Yes | 8 |
| Smith, Zanthia | Assoc Prof | EdD | Yes | 23 |
| Wright, Steven | Assist Prof | PhD | No | 3 |

Department of Music

| | | | | |
|-------------------|--------------------|-----|-----|----|
| Benson, Jack | Instructor | MM | No | 1 |
| Cho, Sujung | Instructor | DMA | No | 4 |
| Clark, Jacob | Assoc Prof | DMA | No | 6 |
| Condit, Rick | Professor | MM | No | 6 |
| Dueppen, Timothy | Assoc Prof | DMA | No | 6 |
| Ellis, Kim | Professor | DMA | Yes | 30 |
| Fresne, Jeannette | Professor | DMA | Yes | 2 |
| Frost, Brielle | Assist Prof | DA | No | 2 |
| Greschner, Debra | Instructor | MM | No | 11 |
| Han, James | Assoc Prof | DMA | Yes | 11 |
| Ilban, Serdar | Assoc Prof | DMA | Yes | 9 |
| McMahan, Andrew | Assoc Prof | DMA | Yes | 3 |
| Peirce, Dwight | Instructor | MM | No | 38 |
| Perez, Francisco | Assist Prof | MM | No | 3 |
| Proksch, Bryan | Assoc Prof | PhD | Yes | 7 |
| Rissman, Maurice | Professor | DMA | Yes | 22 |
| Shannon, Eric | Assoc Prof | DMA | No | 6 |
| Shook, Brian | Assoc Prof / Chair | DMA | Yes | 11 |

Department of Speech and Hearing Sciences

| | | | | |
|--------------------|-------------------|-----|-----|----|
| Azios, Michael | Assist Prof | PhD | No | 4 |
| Azios, Jamie | Assist Prof | PhD | No | 5 |
| Byers, Beth Ann | Instructor | MS | No | 3 |
| Dockens, Ashley | Assoc Prof | AuD | No | 6 |
| Dueppen, Abigail | Instructor | MS | No | 2 |
| Felipe, Lillian | Assist Prof | PhD | No | 3 |
| Harn, Monica | Professor / Chair | PhD | Yes | 17 |
| Howard, Connie | Assoc Prof | AuD | Yes | 12 |
| Manchiaiah, Vinaya | Professor | AuD | Yes | 5 |
| Morris, Lakeitha | Assoc Prof | PhD | No | 2 |

| | | | | |
|----------------------------|------------------|-----|-----|---|
| Radhakrishnan, Nandhakumar | Assoc Prof | PhD | Yes | 8 |
| Reading, Heather | Clinic Sup/Instr | AuD | No | 9 |
| Scales, Alyssa | Clinic Instr | MS | No | 3 |
| Whisenhunt-Saar, Karen | Clinic Instr | MS | No | 6 |

Department of Theatre and Dance

| | | | | |
|-------------------|--------------------|-----|-----|----|
| Acosta, Cherie | Assoc Prof | MFA | No | 6 |
| Arrington, Lucy | Instructor | BA | No | 10 |
| Freese, Elizabeth | Visit Assist Prof | MFA | No | 1 |
| Grothe, Joel | Assoc Prof | MFA | Yes | 11 |
| LeTraunik, Brian | Assist Prof | MFA | No | 7 |
| Prokop, Travis | Assist Prof | MFA | No | 5 |
| Smith, Amy | Instructor | MFA | No | 1 |
| Wright, C. Golden | Assoc Prof / Chair | MFA | Yes | 15 |

Library

| | | | | |
|-----------------------|------------|------|-----|----|
| Clark, Penny | Assoc Prof | MA | Yes | 10 |
| Crawford, Scott | Instructor | MLS | No | 3 |
| Doering, Carmen | Assoc Prof | MLS | Yes | 13 |
| Gunasekaran, Poornima | Asst Prof | MSIS | No | 1 |
| Nolen, Trina | Assoc Prof | MLS | Yes | 22 |
| Saar, Michael | Assoc Prof | MA | Yes | 10 |

Sam Houston State University

FACULTY PERSONNEL CHANGES

| |
|--|
| RESIGNATIONS |
| <ol style="list-style-type: none">1. Bazil, Leamon, Assistant Professor, Psychology and Philosophy, effective August 31, 2020.2. Hayes, Brittany, Assistant Professor, Criminal Justice and Criminology, effective May 31, 2020.3. Herron, Julie, Associate Professor, Teaching and Learning, effective June 30, 2020.4. Hoogterp, Michelle, Associate Professor, Newton Gresham Library, effective January 9, 2020.5. LaRue, Jr., Bobby, Associate Professor, Forensic Science, effective August 31, 2020.6. Ratnapradipa, Dhitinut, Professor, Population Health, effective May 31, 2020.7. Rivera, Ernan, Assistant Professor, Art, effective August 31, 2020.8. Sustaita, Jacob, Assistant Professor, Music, effective August 31, 2020.9. Squyres Jr., Jimmy, Assistant Professor, General Business and Finance, effective January 15, 2020.10. Wang, Li-An, Assistant Professor, Mathematics and Statistics, effective August, 31, 2020. |
| RETIREMENTS |
| <ol style="list-style-type: none">1. Bonanno, Alessandro, Distinguished Professor, Sociology, effective May 31, 2020.2. Courtney, Lee, Professor, English, effective August 31, 2020.3. Hoover, Larry, Distinguished Professor, Criminal Justice and Criminology, effective March 31, 2020.4. Miller, Jeffrey, Associate Professor, Accounting, effective May 31, 2020.5. White, Christopher, Associate Professor, Mass Communication, effective August 31, 2020. |
| EARLY RETIREMENTS |
| <ol style="list-style-type: none">1. Bumpass, Donald, Professor, Economics and International Business, effective July 15, 2020.2. Desforges, Donna, Professor, Psychology and Philosophy, effective May 31, 2020.3. Webster, Linda, English, effective May 31, 2020. |
| LEAVE OF ABSENCE |
| <ol style="list-style-type: none">1. Pontius, Jennifer, Associate Professor, Dance, effective January 15, 2020.2. Reichelt, Susan, Associate Professor, Family and Consumer Sciences, effective February 3, 2020. |
| STATUS CHANGES |
| <ol style="list-style-type: none">1. Boisvert, Danielle, Associate Professor, Criminal Justice and Criminology; to Associate Professor, Criminal Justice and Criminology and Associate Dean, College of Criminal Justice, effective January 1, 2020.2. Miller, Holly, Professor, Criminal Justice and Criminology and Associate Dean, College of Criminal Justice; to Professor, Criminal Justice and Criminology, effective December 31, 2019.3. Neill, Denise, Associate Professor and Chair, Nursing; to Associate Professor, Nursing, effective May 31, 2020.4. Roper, Emily, Professor and Chair, Kinesiology; to Professor and Chair, Kinesiology and Assistant Dean, College of Health Sciences, effective January 16, 2020. |
| NON-REAPPOINTMENTS |
| <ol style="list-style-type: none">1. Moore, Marianne, Assistant Professor, Nursing, effective September 1, 2020.2. Simon-Campbell, E'loria, Assistant Professor, Nursing, effective September 1, 2020. |
| PROMOTION TO ASSOCIATE PROFESSOR |
| <ol style="list-style-type: none">1. Oparanozie, Teri, Assistant Professor, Newton Gresham Library, effective September 1, 2020. |
| PROMOTION TO ASSOCIATE PROFESSOR WITH TENURE |
| <ol style="list-style-type: none">1. Aschauer, Mario, Assistant Professor, Music, effective September 1, 2020.2. Barker, Maria, Assistant Professor, World Languages and Cultures, effective September 1, 2020.3. Brooks, Benita, Assistant Professor, Teaching and Learning, effective September 1, 2020. |

4. Brown, Diana, Assistant Professor, General Business and Finance, effective September 1, 2020.
5. Brown, Jonathan, Assistant Professor, Political Science, effective September 1, 2020.
6. Cabaniss, Emily, Assistant Professor, Sociology, effective September 1, 2020.
7. Chen, Yixin, Assistant Professor, Communication Studies, effective September 1, 2020.
8. Connolly, Eric, Assistant Professor, Criminal Justice and Criminology, effective September 1, 2020.
9. Contreras-Vanegas, Alma, Assistant Professor, Teaching and Learning, effective September 1, 2020.
10. Dent, James, Assistant Professor, Physics, effective September 1, 2020.
11. Ellegood, William, Assistant Professor, Management, Marketing and Information Systems, effective September 1, 2020.
12. Funk, Marcus, Assistant Professor, Mass Communication, effective September 1, 2020.
13. Herrmann, Elisa, Assistant Professor, Mass Communication, effective September 1, 2020.
14. Jones, Nathan, Assistant Professor, Security Studies, effective September 1, 2020.
15. Jordan, Brian, Assistant Professor, History, effective September 1, 2020.
16. Kafle, Ram, Assistant Professor, Mathematics and Statistics, effective September 1, 2020.
17. Kim, Younoh, Assistant Professor, Economics and International Business, effective September 1, 2020.
18. Lundberg, Russell, Assistant Professor, Security Studies, effective September 1, 2020.
19. Montelongo, Ricardo, Assistant Professor, Educational Leadership, effective September 1, 2020.
20. Nair, Shyam, Assistant Professor, Agricultural Sciences, effective September 1, 2020.
21. Quraishi, Uzma, Assistant Professor, History, effective September 1, 2020.
22. Radoias, Vlad, Assistant Professor, Economics and International Business, effective September 1, 2020.
23. Scarbrough, Amanda, Assistant Professor, Population Health, effective September 1, 2020.
24. Xie, Yue, Assistant Professor, Population Health, effective September 1, 2020.
25. Zahrawi, Samar, Assistant Professor, World Languages and Cultures, effective September 1, 2020.

PROMOTION TO FULL PROFESSOR

1. Alford, John, Associate Professor, Mathematics and Statistics, effective September 1, 2020.
2. Anastasi, Jeffrey, Associate Professor, Psychology and Philosophy, effective September 1, 2020.
3. Avery, Laura, Associate Professor, Theatre and Musical Theatre, effective September 1, 2020.
4. Bucheli, Sibyl, Associate Professor, Biological Sciences, effective September 1, 2020.
5. Cho, Hyuk, Associate Professor, Computer Science, effective September 1, 2020.
6. Choudhary, Madusudan, Associate Professor, Biological Sciences, effective September 1, 2020.
7. Crosby, James, Associate Professor, Psychology and Philosophy, effective September 1, 2020.
8. Didier, Jennifer, Associate Professor, Kinesiology, effective September 1, 2020.
9. Garza-Chaves, Yvonne, Associate Professor, Counselor Education, effective September 1, 2020.
10. Haines, Donovan, Associate Professor, Chemistry, effective September 1, 2020.
11. Hatanaka, Maki, Associate Professor, Sociology, effective September 1, 2020.
12. Lynne, Aaron, Associate Professor, Biological Sciences, effective September 1, 2020.
13. Martinez-Garcia, Cynthia, Associate Professor, Educational Leadership, effective September 1, 2020.
14. Miller, Scott, Associate Professor, Physics, effective September 1, 2020.
15. Morag, Nadav, Associate Professor, Security Studies, effective September 1, 2020.
16. Noble, Andrew, Associate Professor, Dance, effective September 1, 2020.
17. Owens, Erin, Associate Professor, Newton Gresham Library, effective September 1, 2020.
18. Randall, George, Associate Professor, Family and Consumer Sciences, effective September 1, 2020.
19. Robertson, Tommy, Associate Professor, General Business and Finance, effective September 1, 2020.
20. Skidmore, Susana, Associate Professor, Educational Leadership, effective September 1, 2020.
21. Varela, Jorge, Associate Professor, Psychology and Philosophy, effective September 1, 2020.
22. Yildiz, Faruk, Associate Professor, Engineering Technology, effective September 1, 2020.
23. Zapalac, Ryan, Associate Professor, Kinesiology, effective September 1, 2020.
24. Zhang, Yan, Associate Professor, Criminal Justice and Criminology, effective September 1, 2020.

PROMOTION TO FULL PROFESSOR WITH TENURE

1. Alvarez, Diego, Associate Professor, Physiology and Pharmacology, effective September 1, 2020.
2. Ma, Junkun, Associate Professor, Engineering Technology, effective September 1, 2020.

TENURE

1. Bunn, Jennifer, Professor, Kinesiology, effective September 1, 2020.
2. Clevenger, Shelly, Associate Professor and Chair, Victim Studies, September 1, 2020.
3. Hopper, Mari, Associate Professor, Physiology and Pharmacology, effective September 1, 2020.

4. Landmark, Leena, Associate Professor, Teaching and Learning, effective September 1, 2020.
5. Li, Chien-pin, Professor, Political Science and Dean, College of Humanities and Social Sciences, effective September 1, 2020.
6. Lorenc, Wojciech, Associate Professor, Mass Communication, effective September 1, 2020.
7. Olson, Seth, Professor and Chair, Counselor Education, effective September 1, 2020.
8. Pecen, Recayi, Professor, Engineering Technology, effective September 1, 2020.
9. White, Alisa, Professor, Mass Communication, effective September 1, 2020.

FACULTY APPOINTMENTS, New (N) and Renewal (R)

| | NAME | DEG | RANK | DEPARTMENT | %FTE | SALARY | PERIOD |
|---|----------------------|--------|-------------|---------------------|------|--------|--------|
| COLLEGE OF ARTS AND MEDIA | | | | | | | |
| R | Backus, Joshua | M.F.A. | Lect.-Pool | Art | 1.00 | 12,006 | S2020 |
| R | Borse, Rasika | M.F.A. | Lect.-Pool | Dance | 1.00 | 12,006 | S2020 |
| N | Cantrell, Hunter | M.A. | Lect.-Pool | Mass Comm. | 1.00 | 12,006 | S2020 |
| R | Cook, Meghan | M.F.A. | Lect.-Pool | Art | 1.00 | 12,006 | S2020 |
| R | Eschenfelder, Cheryl | M.A. | Lect.-Pool | Mass Comm. | 0.25 | 3,002 | S2020 |
| N | Griffiths, Shaun | M.F.A. | Lecturer | Art | 1.00 | 22,005 | S2020 |
| R | Howard, Emily | M.F.A. | Lect.-Pool | Art | 1.00 | 12,006 | S2020 |
| N | Kerwick, Colette | M.F.A. | Lect.-Pool | Dance | 0.75 | 9,005 | S2020 |
| R | Marcontell, Russell | M.F.A. | Lect.-Pool | Art | 1.00 | 12,006 | S2020 |
| R | Meador, Charlotte | M.A. | Lect.-Pool | Mass Comm. | 0.50 | 6,003 | S2020 |
| R | Napier, Laura | M.F.A. | Lect.-Pool | Art | 1.00 | 12,006 | S2020 |
| R | Nicolay, Betty | M.Ed. | Lect.-Pool | Dance | 0.92 | 11,046 | S2020 |
| N | Shearer, Ivor | M.F.A. | Lect.-Pool | Art | 1.00 | 12,006 | S2020 |
| N | Simor, Eszter | M.A. | Vst.Asst.P. | Mass Comm. | 1.00 | 26,001 | FY2020 |
| R | Thomas, Brittney | M.F.A. | Lect.-Pool | Art | 1.00 | 12,006 | S2020 |
| R | Warkentin, Stephen | M.M. | LecturerSp | Music | 0.75 | 9,005 | S2020 |
| R | Williams, Willie | M.F.A. | Lect.-Pool | Art | 0.33 | 3,962 | S2020 |
| R | Willis, Martha | M.A. | Lect.-Pool | Art | 1.00 | 12,006 | S2020 |
| R | Borse, Rasika | M.F.A. | Lect. Pool | Dance | 0.50 | 6,003 | 3 2020 |
| R | Clay, Lauren | M.F.A. | Lect. Pool | Art | 0.25 | 3,002 | 3 2020 |
| R | Cook, Meghan | M.F.A. | Lect. Pool | Art | 0.33 | 1,981 | 2 2020 |
| R | Davis, Colin | Ph.D. | Lect. Pool | Music | 0.25 | 1,501 | 2 2020 |
| R | Koerne, Stephenie | M.F.A. | Lect. Pool | Art | 0.33 | 1,981 | 2 2020 |
| R | Martinez, Aaron | M.M. | Lect. Pool | Music | 0.50 | 6,003 | 3 2020 |
| R | McLaughlin, John | B.F.A. | Lect. Pool | Mass Comm. | 0.25 | 5,000 | 2 2020 |
| R | Murthy, Divya | M.F.A. | Lect. Pool | Art | 0.33 | 3,962 | 3 2020 |
| R | Napier, Laura | M.F.A. | Lect. Pool | Art | 0.33 | 1,981 | 2 2020 |
| R | Willis, Martha | M.A. | Lect. Pool | Art | 0.25 | 3,002 | 3 2020 |
| COLLEGE OF BUSINESS ADMINISTRATION | | | | | | | |
| N | Drukker, David | Ph.D. | Assoc.Prof. | Eco. & Intl. Bus. | 1.00 | 65,007 | FY2020 |
| N | Jones, Kyle | D.Eng. | Lect.-Pool | Eco. & Intl. Bus. | 0.25 | 5,504 | FY2020 |
| R | Collins, Jamie | Ph.D. | Lect. Pool | Mngt., Mrkt. & Info | 0.50 | 18,000 | 3 2020 |
| COLLEGE OF CRIMINAL JUSTICE | | | | | | | |
| R | Ackerman, George | Ph.D. | Lect.-Pool | Criminal Justice | 0.50 | 6,012 | S2020 |
| R | Arican, Mehmet | Ph.D. | Lect.-Pool | Criminal Justice | 0.50 | 6,012 | S2020 |
| R | Barber, David | M.S. | Lect.-Pool | Criminal Justice | 0.75 | 9,018 | S2020 |
| R | Barfield, Diana | Ed.D. | Lect.-Pool | Criminal Justice | 0.75 | 9,018 | S2020 |
| R | Betts, Catherine | M.S. | Lect.-Pool | Criminal Justice | 0.50 | 6,012 | S2020 |
| N | Brown, Wyatt | Ph.D. | Asst. Prof. | Criminal Justice | 1.00 | 36,621 | FY2020 |
| R | Bull, Mark | M.S. | Lect.-Pool | Criminal Justice | 0.25 | 3,006 | S2020 |
| R | Christensen, Laurie | M.S. | Lect.-Pool | Security Studies | 0.75 | 9,018 | S2020 |
| R | Cohen, Nigel | J.D. | Lect.-Pool | Criminal Justice | 0.25 | 3,006 | S2020 |
| R | Denham, Mark | M.S. | Lect.-Pool | Criminal Justice | 0.75 | 9,018 | S2020 |
| R | Dunman, Jeremy | J.D. | Lect.-Pool | Criminal Justice | 0.25 | 3,006 | S2020 |

| | | | | | | | |
|----------------------|-------------------------|--------|------------|------------------|------|--------|--------|
| R | Ferguson, Michael | M.S. | Lect.-Pool | Criminal Justice | 0.50 | 6,012 | S2020 |
| R | Fincham, Tatiana | M.S.W. | Lect.-Pool | Criminal Justice | 0.50 | 6,012 | S2020 |
| R | Fremmin, Greg | M.S. | Lect.-Pool | Criminal Justice | 1.00 | 12,024 | S2020 |
| R | Houston, David | M.S. | Lect.-Pool | Criminal Justice | 0.75 | 9,018 | S2020 |
| R | Humphrey, Billy | M.S. | Lect.-Pool | Criminal Justice | 1.00 | 12,024 | S2020 |
| R | Hurst, Lane | M.S. | Lect.-Pool | Criminal Justice | 0.75 | 9,018 | S2020 |
| R | Kawucha, Soraya | Ph.D. | Lect.-Pool | Criminal Justice | 1.00 | 12,024 | S2020 |
| R | King, Darla | M.S. | Lect.-Pool | Criminal Justice | 0.75 | 9,018 | S2020 |
| R | Krumpholz, Lindsey | M.S. | Lect.-Pool | Criminal Justice | 1.00 | 12,024 | S2020 |
| R | Kukua, Diana | M.S. | Lect.-Pool | Criminal Justice | 1.00 | 12,024 | S2020 |
| R | Lancaster, Linda | Ph.D. | Lect.-Pool | Criminal Justice | 0.50 | 6,012 | S2020 |
| R | Lansana, Albert | M.A. | Lect.-Pool | Criminal Justice | 0.75 | 9,018 | S2020 |
| R | Lewis, Marvanisha | M.S. | Lect.-Pool | Criminal Justice | 0.75 | 9,018 | S2020 |
| R | Livingston, Jr., Rector | M.S. | Lect.-Pool | Criminal Justice | 0.50 | 6,012 | S2020 |
| R | Lovestock, Ian | M.S. | Lect.-Pool | Criminal Justice | 0.50 | 6,012 | S2020 |
| R | Lunsford, Kevin | B.S. | Lect.-Pool | Criminal Justice | 0.50 | 6,012 | S2020 |
| R | Mabry, James | M.A. | Lect.-Pool | Criminal Justice | 1.00 | 12,024 | S2020 |
| R | Mason-Horton, Lashunda | Ph.D. | Lect.-Pool | Criminal Justice | 0.75 | 9,018 | S2020 |
| R | Mendez, Fabia | M.S. | Lect.-Pool | Criminal Justice | 0.50 | 6,012 | S2020 |
| R | Morrison, Stephen | Ph.D. | Lect.-Pool | Criminal Justice | 1.00 | 12,024 | S2020 |
| R | Muftic, Lisa | Ph.D. | Lect.-Pool | Criminal Justice | 0.50 | 6,012 | S2020 |
| R | Norris, Daniel | M.S. | Lect.-Pool | Criminal Justice | 0.25 | 3,006 | S2020 |
| R | Owens, Rissie | M.A. | Lect.-Pool | Criminal Justice | 0.50 | 6,012 | S2020 |
| R | Price, Rebecca | M.S. | Lect.-Pool | Criminal Justice | 1.00 | 12,024 | S2020 |
| R | Root, Carl | Ph.D. | Lect.-Pool | Criminal Justice | 1.00 | 12,024 | S2020 |
| R | Sanchez, Andrea | M.S.W. | Lect.-Pool | Criminal Justice | 0.75 | 9,018 | S2020 |
| R | Schiro, Bennie | J.D. | Lect.-Pool | Criminal Justice | 0.75 | 9,018 | S2020 |
| R | Serna, Xavier | Ph.D. | Lect.-Pool | Criminal Justice | 1.00 | 12,024 | S2020 |
| N | Smithers, Paul | M.S. | Lect.-Pool | Criminal Justice | 0.50 | 6,012 | S2020 |
| R | Stroud, Stephanie | J.D. | Lect.-Pool | Criminal Justice | 0.25 | 3,006 | S2020 |
| R | Tumlinson, David | M.S. | Lect.-Pool | Criminal Justice | 0.75 | 9,018 | S2020 |
| R | Warren, Thomas | M.S. | Lect.-Pool | Criminal Justice | 1.00 | 12,024 | S2020 |
| R | Welch, Kristen | Ph.D. | Lect.-Pool | Criminal Justice | 1.00 | 12,024 | S2020 |
| R | Wilson, Brent | M.S. | Lect.-Pool | Criminal Justice | 0.75 | 9,018 | S2020 |
| R | Woekener, Matthias | M.A. | Lect.-Pool | Criminal Justice | 1.00 | 12,024 | S2020 |
| | | | | | | | |
| N | Clevenger, Shelly | Ph.D. | AsscProf/C | Criminal Justice | 1.00 | 97,020 | FY2020 |
| R | Dunman, Jeremy | J.D. | Lect. Pool | Criminal Justice | 0.25 | 1,500 | 2 2020 |
| R | Humphrey, Billy | M.S. | Lect. Pool | Criminal Justice | 0.25 | 3,000 | 3 2020 |
| R | Hurst, Lane | M.S. | Lect. Pool | Criminal Justice | 0.25 | 1,500 | 2 2020 |
| R | Kukua, Diana | M.S. | Lect. Pool | Criminal Justice | 0.25 | 3,000 | 3 2020 |
| R | Lunsford, Kevin | BS | Lect. Pool | Criminal Justice | 0.25 | 3,000 | 3 2020 |
| R | Price, Rebecca | M.S. | Lect. Pool | Criminal Justice | 0.25 | 1,500 | 2 2020 |
| R | Root, Carl | Ph.D. | Lect. Pool | Criminal Justice | 0.25 | 3,000 | 3 2020 |
| R | Schiro, Bennie | J.D. | Lect. Pool | Criminal Justice | 0.25 | 3,000 | 3 2020 |
| R | Serna, Xavier | Ph.D. | Lect. Pool | Criminal Justice | 0.25 | 3,000 | 3 2020 |
| R | Warren, Thomas | M.S. | Lect. Pool | Criminal Justice | 0.25 | 1,500 | 2 2020 |
| R | Woekener, Matthias | M.A. | Lect. Pool | Criminal Justice | 0.25 | 1,500 | 2 2020 |
| | | | | | | | |
| COLLEGE OF EDUCATION | | | | | | | |
| | | | | | | | |
| R | Allen, Elizabeth | M.Ed. | Lect.-Pool | Teaching & Lrng | 0.41 | 4,037 | S2020 |
| R | Allen, Robert | Ed.D. | Lect.-Pool | Ed. Leadership | 0.25 | 3,002 | S2020 |
| R | Alves, Dan | M.Ed. | Lect.-Pool | Teaching & Lrng | 0.25 | 3,002 | S2020 |
| R | Benson, Jamie | Ed.D. | Lect.-Pool | Teaching & Lrng | 0.75 | 9,005 | S2020 |
| R | Bethel, Jana | Ed.D. | Lect.-Pool | Library Sci&Tech | 0.75 | 9,005 | S2020 |
| R | Borg, Susan | Ed.D. | Lect.-Pool | Ed. Leadership | 0.50 | 13,518 | S2020 |
| R | Breen, Leonard | Ed.D. | Lect.-Pool | Teaching & Lrng | 0.75 | 9,005 | S2020 |
| R | Butler, Christine | Ed.D. | Lect.-Pool | Ed. Leadership | 0.25 | 3,002 | S2020 |

| | | | | | | | |
|---|--------------------------|---------|-------------|------------------|------|--------|--------|
| R | Carter, Gloria | M.Ed. | Lect.-Pool | Teaching & Lrng | 0.42 | 5,043 | S2020 |
| R | Clark, Cindy | M.S. | Lect.-Pool | Teaching & Lrng | 0.41 | 4,037 | S2020 |
| R | Coleman, Wanda | M.Ed. | Lect.-Pool | Teaching & Lrng | 0.50 | 4,923 | S2020 |
| R | Domingue, Christi | M.M.Ed. | Lect.-Pool | Teaching & Lrng | 0.08 | 788 | S2020 |
| R | Earls, Elaine | M.Ed. | Lect.-Pool | Teaching & Lrng | 0.50 | 6,003 | S2020 |
| R | Ellis, Dustin | M.A. | Lect.-Pool | Counselor Ed. | 0.25 | 3,002 | S2020 |
| R | Fiaschetti, Carolyn | Ed.D. | Lect.-Pool | Ed. Leadership | 0.25 | 3,002 | S2020 |
| R | Fishburn, Catherine | M.Ed. | Lect.-Pool | Teaching & Lrng | 0.12 | 1,182 | S2020 |
| R | Graves, Wendy | M.Ed. | Lect.-Pool | Teaching & Lrng | 0.25 | 3,002 | S2020 |
| R | Gregg, Patricia | Ph.D. | Lect.-Pool | Ed. Leadership | 0.50 | 6,003 | S2020 |
| R | Hammons, Christina | M.Ed. | Lect.-Pool | Teaching & Lrng | 1.00 | 12,006 | S2020 |
| R | Hastings, Robert | M.A. | Lect.-Pool | Teaching & Lrng | 0.25 | 2,462 | S2020 |
| R | Henderson, David | Ed.D. | Lect.-Pool | Teaching & Lrng | 0.25 | 3,002 | S2020 |
| R | Housel, Alice | M.A. | Lect.-Pool | Teaching & Lrng | 0.45 | 4,431 | S2020 |
| R | Hudson, Janice | M.Ed. | Lect.-Pool | Teaching & Lrng | 0.50 | 4,923 | S2020 |
| R | Jett, Walter | M.Ed. | Lect.-Pool | Teaching & Lrng | 0.62 | 6,105 | S2020 |
| R | Kamman, Eldred | M.Ed. | Lect.-Pool | Teaching & Lrng | 0.41 | 4,037 | S2020 |
| R | Kassing, Jennifer | M.A. | Lect.-Pool | Counselor Ed. | 0.50 | 6,003 | S2020 |
| R | Kinnaird, Kimberly | Ph.D. | Lect.-Pool | Library Sci&Tech | 0.50 | 6,003 | S2020 |
| R | Kirby, Mallory | M.S. | Lect.-Pool | Teaching & Lrng | 0.17 | 2,041 | S2020 |
| R | Klawinsky, Leigh | M.Ed. | Lect.-Pool | Teaching & Lrng | 1.00 | 12,006 | S2020 |
| R | Kossie, Calvin | M.Ed. | Lect.-Pool | Teaching & Lrng | 0.25 | 2,462 | S2020 |
| R | Krchnak, Erin | M.Ed. | Lect.-Pool | Teaching & Lrng | 0.75 | 9,005 | S2020 |
| R | Lariviere, Mary | Ed.D. | Lect.-Pool | Ed. Leadership | 0.25 | 3,002 | S2020 |
| R | Lester, James | M.S. | Lect.-Pool | Teaching & Lrng | 0.50 | 4,923 | S2020 |
| R | Llewellyn, Jennifer | M.Ed. | Lect.-Pool | Teaching & Lrng | 0.25 | 3,002 | S2020 |
| R | Lobo Guerrero, Clara | M.A. | Lect.-Pool | Teaching & Lrng | 0.75 | 15,005 | S2020 |
| R | Marsh, Michael | M.Ed. | Lect.-Pool | Teaching & Lrng | 0.50 | 4,923 | S2020 |
| N | McLean, Lauren | Ph.D. | Cln.Asst.P. | Counselor Ed. | 1.00 | 52,002 | FY2020 |
| R | McMillan, Edna | M.S. | Lect.-Pool | Teaching & Lrng | 0.41 | 4,037 | S2020 |
| R | Mireles, Jaime | M.Ed. | Lect.-Pool | Teaching & Lrng | 0.25 | 3,002 | S2020 |
| R | Mitchell, Jennifer | M.Ed. | Lect.-Pool | Teaching & Lrng | 0.25 | 3,002 | S2020 |
| N | Montenegro Sanchez, Ana | M.Ed. | Lect.-Pool | Teaching & Lrng | 0.34 | 4,082 | S2020 |
| R | Moore, J. Carolyn | M.Ed. | Lect.-Pool | Teaching & Lrng | 0.83 | 8,172 | S2020 |
| R | Moore, Kimberly | M.S. | Lect.-Pool | Teaching & Lrng | 0.75 | 9,005 | S2020 |
| R | Nardone, Albert | Ph.D. | Lect.-Pool | Teaching & Lrng | 0.50 | 4,923 | S2020 |
| R | Neill, Rebecca | Ph.D. | Lect.-Pool | Teaching & Lrng | 0.50 | 6,003 | S2020 |
| R | Nichter, Mary | Ph.D. | Lect.-Pool | Counselor Ed. | 0.25 | 3,002 | S2020 |
| R | Novotny, Rebecca | Ed.D. | Lect.-Pool | Library Sci&Tech | 0.50 | 6,003 | S2020 |
| R | Oh, Eun Y. | Ph.D. | Lect.-Pool | Library Sci&Tech | 1.00 | 12,006 | S2020 |
| R | Perzan-Wooderson, M. | Ed.D. | Lect.-Pool | Ed. Leadership | 0.25 | 3,002 | S2020 |
| R | Pilger, Adren | M.Ed. | Lect.-Pool | Teaching & Lrng | 0.20 | 1,969 | S2020 |
| R | Readore, Rosa | Ed.D. | Lect.-Pool | Teaching & Lrng | 0.25 | 3,002 | S2020 |
| R | Rodriguez-Almendarez, R. | Ph.D. | Lect.-Pool | Counselor Ed. | 0.25 | 3,002 | S2020 |
| R | Rosser, David | M.Ed. | Lect.-Pool | Teaching & Lrng | 0.16 | 1,575 | S2020 |
| R | Sheneman, Laura | Ed.D. | Lect.-Pool | Library Sci&Tech | 0.50 | 6,003 | S2020 |
| R | Skeen, Christel | M.Ed. | Lect.-Pool | Teaching & Lrng | 0.50 | 6,003 | S2020 |
| R | Smith-Edwards, B. | Ph.D. | Lect.-Pool | Library Sci&Tech | 0.50 | 6,003 | S2020 |
| R | Solomon, Jan | M.Ed. | Lect.-Pool | Teaching & Lrng | 0.45 | 4,431 | S2020 |
| R | Taylor, Shannon | Ed.D. | Lect.-Pool | Ed. Leadership | 0.50 | 6,003 | S2020 |
| R | Tisdell, Wendy | M.Ed. | Lect.-Pool | Teaching & Lrng | 0.25 | 3,002 | S2020 |
| R | Trevino, Angelica | M.Ed. | Lect.-Pool | Teaching & Lrng | 0.75 | 9,005 | S2020 |
| R | Troyka, Henry | M.M. | Lect.-Pool | Teaching & Lrng | 0.16 | 1,575 | S2020 |
| R | Walker, Kate | Ph.D. | Lect.-Pool | Counselor Ed. | 0.25 | 3,002 | S2020 |
| R | Weems, Mark | Ph.D. | Lect.-Pool | Library Sci&Tech | 0.25 | 3,002 | S2020 |
| R | White, Alison | M.Ed. | Lect.-Pool | Teaching & Lrng | 1.00 | 12,006 | S2020 |
| R | Williams, Stacie | M.Ed. | Lect.-Pool | Teaching & Lrng | 0.25 | 3,002 | S2020 |
| R | Wisembaker, Mary | Ed.D. | Lect.-Pool | Teaching & Lrng | 0.38 | 4,562 | S2020 |

| | | | | | | | |
|----------------------------|-------------------------|---------|---------------|------------------|------|--------|---------|
| R | Worosello, Paul | M.M. | Lect.-Pool | Teaching & Lrng | 0.29 | 2,855 | S2020 |
| R | Yancey, Gary | M.Ed. | Lect.-Pool | Teaching & Lrng | 0.20 | 1,969 | S2020 |
| R | Yarbrough, Patricia | M.Ed. | Lect.-Pool | Teaching & Lrng | 0.50 | 4,923 | S2020 |
| | | | | | | | |
| R | Allen, Robert | Ed.D. | Lect. Pool | Ed Leadership | 0.25 | 3,002 | 3 2020 |
| N | Audas, Jr., Gary | M.Ed. | PostGradFel | Teaching & Lrng | 1.00 | 30,006 | FY 2020 |
| R | Borg, Susan | Ed.D. | Lect. Pool | Ed Leadership | 0.50 | 9,012 | 3 2020 |
| R | Fiaschetti, Carolyn | Ed.D. | Lect. Pool | Ed Leadership | 0.25 | 3,002 | 3 2020 |
| R | Kassing, Jennifer | M.A. | Lect. Pool | Counselor Ed. | 0.50 | 6,003 | 3 2020 |
| R | Novotny, Rebecca | Ed.D. | Lect. Pool | Library Sci&Tech | 0.25 | 3,002 | 3 2020 |
| R | Oh, Eun | Ph.D. | Lect. Pool | Library Sci&Tech | 0.50 | 6,003 | 3 2020 |
| N | Olson, Seth | Ph.D. | Prof./Dpt. Ch | Counselor Ed. | 1.00 | 90,018 | FY2020 |
| R | Perzan-Wooderson, M. | Ed.D. | Lect. Pool | Ed Leadership | 0.25 | 3,002 | 3 2020 |
| R | Smith-Edwards, B. | Ph.D. | Lect. Pool | Library Sci&Tech | 0.75 | 9,005 | 3 2020 |
| R | Taylor, Shannon | Ed.D. | Lect. Pool | Ed Leadership | 0.50 | 6,003 | 3 2020 |
| R | Vijil, Veronica | Ed.D. | Lect. Pool | Ed Leadership | 0.25 | 3,002 | 3 2020 |
| R | White, Alison | M.Ed. | Lect. Pool | Teaching & Lrng | 0.67 | 8,044 | 3 2020 |
| | | | | | | | |
| COLLEGE OF HEALTH SCIENCES | | | | | | | |
| | | | | | | | |
| R | Angelo, Michelle | M.S.N. | Lect.-Pool | Nursing | 0.33 | 8,168 | S2020 |
| N | Arrington, Chelsea | M.S.N. | Lect.-Pool | Nursing | 0.17 | 4,208 | S2020 |
| N | Beeman, Derek | M.A. | Lect.-Pool | Kinesiology | 0.25 | 3,938 | S2020 |
| R | Bickford, Justin | D.P.T. | Lect.-Pool | Kinesiology | 0.25 | 5,063 | S2020 |
| R | Bone, Linda | M.Ed. | Lect.-Pool | Fam & Con Sci | 0.50 | 7,875 | S2020 |
| R | Clark, Robert | M.F.A. | Lect.-Pool | Kinesiology | 0.13 | 2,048 | S2020 |
| N | Davis, Kimberlee | Ph.D. | Lect.-Pool | Fam & Con Sci | 0.25 | 3,007 | S2020 |
| R | Deshotels, Kathryn | M.S.N. | Lect.-Pool | Nursing | 1.00 | 24,750 | S2020 |
| R | Douglass, Keith | M.N. | Lect.-Pool | Nursing | 0.66 | 16,335 | S2020 |
| R | Duckett, Vania | M.P.A. | Lect.-Pool | Population Hlth | 0.25 | 3,375 | S2020 |
| N | Gaston, Lesley | M.Arch | Lect.-Pool | Fam & Con Sci | 0.25 | 5,850 | S2020 |
| R | Griggs, Harriet | Ph.D. | Lect.-Pool | Fam & Con Sci | 0.25 | 2,501 | S2020 |
| R | Haubrich-Theriot, Judie | M.S.N. | Lect.-Pool | Nursing | 0.66 | 16,335 | S2020 |
| R | Henry-Cobbs, April | M.S. | Lect.-Pool | Nursing | 1.00 | 24,750 | S2020 |
| R | Hill, Tara | M.S.N. | Lect.-Pool | Nursing | 0.33 | 8,168 | S2020 |
| R | Hyman, William | Ph.D. | Lect.-Pool | Population Hlth | 0.50 | 10,125 | S2020 |
| R | Jarrell, Kimberly | M.S. | Lect.-Pool | Population Hlth | 0.25 | 3,375 | S2020 |
| N | Langton, Diane | D.N.P. | Lect.-Pool | Nursing | 0.33 | 8,910 | S2020 |
| R | Lee, Meghan | M.P.H. | Lect.-Pool | Population Hlth | 0.50 | 6,750 | S2020 |
| R | Mobley, James | M.D. | Lect.-Pool | Population Hlth | 0.25 | 5,063 | S2020 |
| R | Neill, Lance | M.S.N. | Lect.-Pool | Nursing | 0.50 | 12,375 | S2020 |
| N | Nowazek, Vivian | Ph.D. | ClnAssoc.P | Nursing | 1.00 | 40,005 | FY2020 |
| R | Parker, Hope | M.A. | Lect.-Pool | Kinesiology | 0.25 | 3,375 | S2020 |
| R | Roush, Jr., Robert | Ed.D. | Lect.-Pool | Population Hlth | 0.33 | 6,683 | S2020 |
| R | Runyan, Jack | Ph.D. | Lect.-Pool | Population Hlth | 0.50 | 10,125 | S2020 |
| N | Savoy, Rhonda | M.S. | Lect.-Pool | Population Hlth | 0.50 | 6,750 | S2020 |
| R | Silvera, Melissa | M.S.N. | Lect.-Pool | Nursing | 0.66 | 16,335 | S2020 |
| N | Sirmons, Takiyah | Ph.D. | Vst.Asst.P. | Fam & Con Sci | 1.00 | 35,001 | S2020 |
| N | Smith, Andrea | Ph.D. | Asst. Prof. | Nursing | 1.00 | 37,107 | FY2020 |
| R | Staub, Clinton | M.S. | Lect.-Pool | Kinesiology | 0.13 | 1,755 | S2020 |
| R | Stone, Kahler | Dr.P.H. | Lect.-Pool | Population Hlth | 0.25 | 5,063 | S2020 |
| N | Takahashi, Iwao | Ph.D. | Lect.-Pool | Fam & Con Sci | 0.25 | 5,063 | S2020 |
| N | Telidevara, Manga | M.S. | Lect.-Pool | Nursing | 0.50 | 12,375 | S2020 |
| N | Ward, Kevin | M.Ed. | Lect.-Pool | Kinesiology | 0.13 | 1,755 | S2020 |
| R | Weimer, Susan | M.S. | Lect.-Pool | Nursing | 0.25 | 6,188 | S2020 |
| R | Wilcox, Rachael | M.A. | Lect.-Pool | Kinesiology | 1.00 | 20,250 | S2020 |
| | | | | | | | |
| R | Beatty, Lindsey | M.S.N | Lect. Pool | Nursing | 0.25 | 5,501 | 3 2020 |
| R | Duckett, Vania | MPA | Lect. Pool | Population Hlth | 0.25 | 1,689 | 2 2020 |

| | | | | | | | |
|---|-----------------------|--------|------------|---------------------|------|--------|--------|
| R | Jarrell, Angela | Ph.D. | Lect. Pool | Nursing | 0.75 | 16,502 | 3 2020 |
| R | Lee, Meghan | M.P.H. | Lect. Pool | Population Hlth | 0.25 | 1,689 | 2 2020 |
| R | Runyan, Jack | Ph.D. | Lect. Pool | Population Hlth | 0.25 | 5,063 | 3 2020 |
| R | Stone, Susie | M.A. | Lect. Pool | Population Hlth | 0.50 | 13,500 | 3 2020 |
| R | Townsend, Kimberly | M.S. | Lect. Pool | Fam & Con Sci | 0.25 | 3,938 | 3 2020 |
| R | Wallace, Courtney | M.A. | Lect. Pool | Population Hlth | 0.58 | 10,440 | 3 2020 |
| | | | | | | | |
| COLLEGE OF HUMANITIES AND SOCIAL SCIENCES | | | | | | | |
| | | | | | | | |
| R | Abernathy, Carlton | M.A. | Lect.-Pool | Comm. Studies | 1.00 | 12,006 | S2020 |
| R | Alverson, Shelby | M.A. | Lect.-Pool | Comm. Studies | 0.50 | 6,003 | S2020 |
| R | Arendsdorf, Nadia | M.A. | Lect.-Pool | English | 0.50 | 6,003 | S2020 |
| R | Arrington, Tamara | M.A. | Lect.-Pool | Comm. Studies | 1.00 | 12,006 | S2020 |
| R | Bechtol, Harris | Ph.D. | Lect.-Pool | Psy. & Philosophy | 1.00 | 12,006 | S2020 |
| R | Bilski-Arredondo, Amy | M.Ed. | Lect.-Pool | English | 1.00 | 12,006 | S2020 |
| R | Boyle, Michael | Ph.D. | Lect.-Pool | Psy. & Philosophy | 0.25 | 3,002 | S2020 |
| R | Brown, Crystal | M.A. | Lect.-Pool | Sociology | 1.00 | 12,006 | S2020 |
| R | Bush, Kari | M.A. | Lect.-Pool | English | 1.00 | 12,006 | S2020 |
| R | Cantu, Aleha | Ph.D. | Lect.-Pool | Psy. & Philosophy | 0.75 | 9,005 | S2020 |
| N | Castleberry, Alice | PSYD | Lect.-Pool | Psy. & Philosophy | 0.50 | 6,003 | S2020 |
| R | Chabot, Bruce | Ph.D. | Lect.-Pool | English | 1.00 | 12,006 | S2020 |
| R | Cordova, Victoria | M.A. | Lect.-Pool | Political Science | 0.50 | 6,003 | S2020 |
| R | Gaines, David | M.A. | Lect.-Pool | English | 1.00 | 12,006 | S2020 |
| R | Gaskamp, Katherine | M.A. | Lect.-Pool | History | 0.75 | 9,005 | S2020 |
| R | Gomez, Haven | M.F.A. | Lect.-Pool | English | 1.00 | 12,006 | S2020 |
| R | Hageman, Daniel | Ph.D. | Lect.-Pool | Psy. & Philosophy | 1.00 | 12,006 | S2020 |
| R | Hartman, Laura | M.A. | Lect.-Pool | Wrld Lang& Cultures | 0.33 | 3,962 | S2020 |
| R | Henze, Kristin | M.A. | Lect.-Pool | History | 1.00 | 12,006 | S2020 |
| R | Honeywell, Susan | M.A. | Lect.-Pool | Comm. Studies | 0.50 | 6,003 | S2020 |
| R | Horne, Dena | M.A. | Lect.-Pool | Comm. Studies | 1.00 | 12,006 | S2020 |
| R | Hubbard, Katie | M.A. | Lect.-Pool | English | 1.00 | 12,006 | S2020 |
| R | Kirk, Amy | Ph.D. | Lect.-Pool | Sociology | 0.25 | 3,002 | S2020 |
| R | Lanthorn, Thomas | Ph.D. | Lect.-Pool | Psy. & Philosophy | 0.50 | 6,003 | S2020 |
| R | Machart, Nathan | M.F.A. | Lect.-Pool | English | 1.00 | 12,006 | S2020 |
| R | McDaniel, Ian | Ph.D. | Lect.-Pool | Psy. & Philosophy | 1.00 | 12,006 | S2020 |
| R | McGlone, Kevin | Ph.D. | Lect.-Pool | History | 1.00 | 12,006 | S2020 |
| R | Miller, Kevin | MLA | Lect.-Pool | English | 1.00 | 12,006 | S2020 |
| R | Mitchell, Christopher | M.A. | Lect.-Pool | English | 1.00 | 12,006 | S2020 |
| R | Montz, Zachary | Ph.D. | Lect.-Pool | History | 0.75 | 14,627 | S2020 |
| R | Norris, Jr., Ralph | Ph.D. | Lect.-Pool | English | 1.00 | 12,006 | S2020 |
| R | Pappas, Lee | M.A. | Lect.-Pool | History | 0.75 | 9,005 | S2020 |
| R | Patel, Nilam | M.A. | Lect.-Pool | Comm. Studies | 0.50 | 6,003 | S2020 |
| R | Plemons, April | M.S. | Lect.-Pool | Sociology | 0.50 | 6,003 | S2020 |
| R | Pumroy, Erin | Ph.D. | Lect.-Pool | English | 1.00 | 12,006 | S2020 |
| R | Ramirez, Nelson | Ph.D. | Lect.-Pool | Psy. & Philosophy | 1.00 | 12,006 | S2020 |
| R | Ridings, Nathan | M.F.A. | Lect.-Pool | English | 1.00 | 12,006 | S2020 |
| R | Shaffer, Angela | M.A. | Lect.-Pool | English | 1.00 | 12,006 | S2020 |
| R | Shannon, Tannie | M.A. | Lect.-Pool | English | 1.00 | 12,006 | S2020 |
| R | Soullier, Anastasia | M.A. | Lect.-Pool | English | 0.25 | 3,002 | S2020 |
| R | Tomchik, Cassandra | M.A. | Lect.-Pool | English | 0.75 | 9,005 | S2020 |
| R | Walcher, Maria | M.A. | Lect.-Pool | Wrld Lang& Cultures | 0.33 | 3,962 | S2020 |
| R | Watson, Penny | M.A. | Lect.-Pool | Political Science | 0.50 | 6,003 | S2020 |
| R | Wetzel, Linda | M.A. | Lect.-Pool | English | 0.50 | 6,003 | S2020 |
| R | Zimpfer, Mariah | Ph.D. | Lect.-Pool | Sociology | 0.75 | 9,005 | S2020 |
| | | | | | | | |
| R | Boyle, Michael | Ph.D. | Lect. Pool | Psy. & Philosophy | 0.25 | 3,000 | 3 2020 |
| R | Brown, Crystal | M.A. | Lect. Pool | Sociology | 0.25 | 3,000 | 3 2020 |
| N | Jefferson, Gretchen | Ph.D. | Lect. Pool | Psy. & Philosophy | 0.66 | 7,920 | 3 2020 |

| | | | | | | | |
|---|----------------------|--------|-------------|---------------------|------|---------|--------|
| R | Ramirez, Nelson | Ph.D. | Lect. Pool | Psy. & Philosophy | 0.50 | 6,000 | 3 2020 |
| R | Zimpfer, Mariah | Ph.D. | Lect. Pool | Sociology | 0.25 | 3,000 | 3 2020 |
| COLLEGE OF SCIENCE AND ENGINEERING TECHNOLOGY | | | | | | | |
| R | Benke, Dale | M.Ed. | Lect.-Pool | Engineering Tech | 1.00 | 13,509 | S2020 |
| R | Brown-Wilson, Mary | M.S. | Lect.-Pool | Ag. Sciences | 0.25 | 2,502 | S2020 |
| R | Bullion, Alisha | M.S. | Lect.-Pool | Ag. Sciences | 1.00 | 15,003 | S2020 |
| R | Busby, Spurgeon | B.S. | Lect.-Pool | Mth. & Statistics | 1.00 | 12,006 | S2020 |
| R | Casper, Samantha | M.S. | Lect.-Pool | Mth. & Statistics | 0.50 | 5,004 | S2020 |
| R | Coogler, Keith | Ed.D. | Lect.-Pool | Engineering Tech | 1.00 | 17,316 | S2020 |
| R | Dewage, Kasun | M.S. | Lect.-Pool | Mth. & Statistics | 1.00 | 12,006 | S2020 |
| R | Edeh, Ejike | M.Ed. | Lect.-Pool | Mth. & Statistics | 1.00 | 12,006 | S2020 |
| R | Fletcher, David | M.S. | Lect.-Pool | Mth. & Statistics | 1.00 | 12,006 | S2020 |
| R | Foreman, Mark | M.S. | Lect.-Pool | Ag. Sciences | 0.33 | 4,954 | S2020 |
| R | Franks, Kristie | M.S. | Lect.-Pool | Ag. Sciences | 1.00 | 13,509 | S2020 |
| N | Goodspeed, Danielle | Ph.D. | Lecturer | Biological Sciences | 1.00 | 52,002 | FY2020 |
| R | Grant, Marsie | M.A.T. | Lect.-Pool | Mth. & Statistics | 0.75 | 7,506 | S2020 |
| R | Jayawardena, Iromi | M.S. | Lect.-Pool | Mth. & Statistics | 1.00 | 12,006 | S2020 |
| R | Kitchens, Shirley | M.A. | Lect.-Pool | Mth. & Statistics | 1.00 | 12,006 | S2020 |
| R | Martin, Melissa | M.S. | Lect.-Pool | Mth. & Statistics | 1.00 | 12,006 | S2020 |
| R | Mikishev, Alexander | Ph.D. | Lect.-Pool | Engineering Tech | 0.75 | 7,506 | S2020 |
| R | Moore, Michael | D.V.M. | Lect.-Pool | Ag. Sciences | 0.50 | 7,002 | S2020 |
| N | Nguyen, Tuan | M.E.E. | Lect.-Pool | Engineering Tech | 0.25 | 2,502 | S2020 |
| R | Nicholson, Kristin | Ph.D. | Lect.-Pool | Ag. Sciences | 0.75 | 7,506 | S2020 |
| N | Rasheed, Amar | Ph.D. | Asst. Prof. | Computer Science | 1.00 | 40,500 | FY2020 |
| R | Scasta, Jennifer | M.S. | Lect.-Pool | Ag. Sciences | 0.25 | 2,502 | S2020 |
| R | Seberino, Christian | Ph.D. | Lect.-Pool | Physics | 1.00 | 14,004 | S2020 |
| R | Shelton, Mary | M.A. | Lect.-Pool | Mth. & Statistics | 1.00 | 12,006 | S2020 |
| R | Silva, Darrel | M.S. | Lect.-Pool | Mth. & Statistics | 1.00 | 12,006 | S2020 |
| R | Stewart, Christopher | M.S. | Lect.-Pool | Ag. Sciences | 0.75 | 7,506 | S2020 |
| R | Taylor, Bart | M.Ed. | Lect.-Pool | Engineering Tech | 0.25 | 3,501 | S2020 |
| R | Unger, Mackenzie | M.S. | Lect.-Pool | Mth. & Statistics | 1.00 | 12,006 | S2020 |
| R | Vogelsang, Stephen | M.S. | Lect.-Pool | Ag. Sciences | 0.58 | 6,963 | S2020 |
| R | Waugh, Terrence | Ph.D. | Lect.-Pool | Engineering Tech | 1.00 | 22,500 | S2020 |
| N | WeHunt, John | M.E. | Lect.-Pool | Engineering Tech | 0.25 | 3,002 | S2020 |
| R | Wilson, Marsha | MBA | Lect.-Pool | Ag. Sciences | 1.00 | 13,509 | S2020 |
| R | Young, Margaret | M.Ed. | Lect.-Pool | Mth. & Statistics | 0.50 | 5,004 | S2020 |
| R | Benke, Dale | M.Ed. | Lect. Pool | Engineering Tech | 0.25 | 1,688 | 2 2020 |
| R | Bullion, Alisha | M.S. | Lect. Pool | Ag. Sciences | 0.50 | 7,506 | 3 2020 |
| R | Coogler, Keith | Ed.D. | Lect. Pool | Engineering Tech | 0.50 | 8,658 | 3 2020 |
| R | Franks, Kristie | M.S. | Lect. Pool | Ag. Sciences | 0.75 | 10,125 | 3 2020 |
| R | Scasta, Jennifer | M.S. | Lect. Pool | Ag. Sciences | 0.25 | 1,251 | 2 2020 |
| R | Stewart, Christopher | M.S. | Lect. Pool | Ag. Sciences | 0.25 | 1,251 | 2 2020 |
| R | Taylor, Bart | M.Ed. | Lect. Pool | Engineering Tech | 0.25 | 3,501 | 3 2020 |
| R | Waugh, Terrence | Ph.D. | Lect. Pool | Engineering Tech | 0.50 | 7,500 | 3 2020 |
| R | Wilson, Marsha | M.B.A. | Lect. Pool | Ag. Sciences | 0.25 | 3,375 | 3 2020 |
| COLLEGE OF OSTEOPATHIC MEDICINE | | | | | | | |
| N | Reynolds, Amberly | M.S. | Asst. Prof. | Clinical Anatomy | 1.00 | 49,260 | FY2020 |
| N | Shah, Natasha | M.D. | Asst. Prof. | Prim.Care& Cln.Med | 1.00 | 97,500 | FY2020 |
| N | Walkley, Candace | M.D. | Asst. Prof. | Prim.Care& Cln.Med | 1.00 | 105,000 | FY2020 |
| N | Wooten, Dennis | Ph.D. | Asst. Prof. | Clinical Anatomy | 1.00 | 67,500 | FY2020 |
| N | Geshel, Richard | D.O. | Asst. Prof. | Osteo Princ & Pract | 1.00 | 115,000 | FY2020 |
| N | Hager, David | M.D. | Asst. Prof. | Prim.Care& Cln.Med | 1.00 | 117,500 | FY2020 |

| | | | | | | | |
|------------------------|----------------------|--------|-------------|--------------------|------|---------|--------|
| N | Lesciotto, Kate | M.S. | Asst. Prof. | Clinical Anatomy | 1.00 | 96,528 | FY2020 |
| N | Moeller, David | M.D. | Asst. Prof. | Clinical Anatomy | 0.50 | 30,000 | FY2020 |
| N | Rocic, Petra | Ph.D. | Assc. Prof. | Physiology & Pharm | 1.00 | 57,960 | FY2020 |
| N | Woolford, Megan | M.D. | Asst. Prof. | Prim.Care& Cln.Med | 1.00 | 189,000 | FY2020 |
| NEWTON GRESHAM LIBRARY | | | | | | | |
| N | Claunch, Kristina E. | M.L.S. | Asst. Prof. | Newton G. Library | 1.00 | 25,008 | FY2020 |
| | | | | | | | |
| | | | | | | | |

Nominations for Re-employment of Faculty for 2019-20

COLLEGE OF ARTS AND MEDIA

Department of Art

| | | | | |
|------|--|-----|----|--------------|
| 9.00 | Martin F. Amorous, II, Associate Professor | MFA | 26 | Tenured |
| 9.00 | Mary K. Borcharding, Professor | MFA | 27 | Tenured |
| 9.00 | Jonathan R. Bryson, Assistant Professor | MFA | 3 | Probationary |
| 9.00 | Charlotte M. Drumm, Professor | MFA | 20 | Tenured |
| 9.00 | Rebecca L. Finley, Professor | MFA | 15 | Tenured |
| 9.00 | Melissa C. Glasscock, Assistant Professor | MFA | 5 | Probationary |
| 9.00 | Michael H. Henderson, Professor/Department Chair | MFA | 19 | Tenured |
| 9.00 | Barbara A. Kaminska, Assistant Professor | PHD | 4 | Probationary |
| 9.00 | Emily Taehee Kim, Professor | MFA | 14 | Tenured |
| 9.00 | Patric K. Lawler, Associate Professor | MFA | 31 | Tenured |
| 9.00 | Melissa L. Mednicov, Associate Professor | PHD | 7 | Tenured |
| 9.00 | Edward M. Morin, Associate Professor | MFA | 9 | Tenured |
| 9.00 | Emily A. Peacock, Assistant Professor | MFA | 2 | Probationary |
| 9.00 | Tony R. Shipp, Associate Professor | MFA | 22 | Tenured |
| 9.00 | Jessica A. Simorte, Assistant Professor | MFA | 1 | Probationary |
| 9.00 | Walton A. Watkins, III, Associate Professor | MFA | 11 | Tenured |

Department of Dance

| | | | | |
|------|---|-----|----|--------------|
| 9.00 | Joshua P. Manculich, Assistant Professor | MFA | 3 | Probationary |
| 9.00 | Andrew M. Noble, Associate Professor | MFA | 12 | Tenured |
| 9.00 | Dionne L. Noble, Associate Professor | MFA | 8 | Tenured |
| 9.00 | Jennifer K. Pontius, Associate Professor/Department Chair | MFA | 20 | Tenured |
| 9.00 | Donald C. Shorter, Jr., Assistant Professor | MFA | 2 | Probationary |

Department of Mass Communication

| | | | | |
|------|---|-----|----|--------------|
| 9.00 | Jean-Richard R. Bodon, Professor/Department Chair | PHD | 9 | Tenured |
| 9.00 | Ryan M. Broussard, Assistant Professor | PHD | 1 | Probationary |
| 9.00 | Marcus J. Funk, Assistant Professor | PHD | 6 | Probationary |
| 9.00 | Deborah A. Hatton, Instructor | MA | 30 | Tenured |
| 9.00 | Elisa Herrmann, Assistant Professor | MFA | 6 | Probationary |
| 9.00 | Katharine A. Hubbard, Assistant Professor | PHD | 1 | Probationary |
| 9.00 | Nam Young Kim, Associate Professor | PHD | 8 | Tenured |
| 9.00 | Wojciech Lorenc, Associate Professor | MFA | 3 | Probationary |
| 9.00 | Ruth M. Massingill, Professor | PHD | 32 | Tenured |
| 9.00 | Ki W. Seo, Assistant Professor | PHD | 5 | Probationary |
| 9.00 | Christopher M. Toula, Assistant Professor | PHD | 1 | Probationary |
| 9.00 | Grant J. Wiedenfeld, Assistant Professor | PHD | 5 | Probationary |

Department of Theatre and Musical Theatre

| | | | | |
|------|---|-----|----|--------------|
| 9.00 | Laura K. Avery, Associate Professor | DMA | 12 | Tenured |
| 9.00 | Aaron M. Brown, Assistant Professor | MFA | 1 | Probationary |
| 9.00 | Kyle A. Craig-Bogard, Assistant Professor | MFA | 3 | Probationary |
| 9.00 | Kevin G. Crouch, Assistant Professor | MFA | 4 | Probationary |
| 9.00 | Nicholas A. Graves, Assistant Professor | MFA | 4 | Probationary |
| 9.00 | Kristina S. Hanssen, Professor/Department Chair | MFA | 35 | Tenured |
| 9.00 | Penelope A. Hasekoester, Professor/Associate Dean | MFA | 26 | Tenured |
| 9.00 | Victoria P. Lantz, Assistant Professor | PHD | 5 | Probationary |

| | | | | |
|------|---|-----|----|--------------|
| 9.00 | Eric L. Marsh, Professor | MFA | 13 | Tenured |
| 9.00 | Patrick N. Pearson, Assistant Professor | MFA | 1 | Probationary |
| 9.00 | Thomas C. Prior, Professor | MFA | 15 | Tenured |

School of Music

| | | | | |
|------|---|-----|----|--------------|
| 9.00 | Randal L. Adams, Professor | MM | 21 | Tenured |
| 9.00 | Mario Aschauer, Assistant Professor | PHD | 6 | Probationary |
| 9.00 | A. Wayne Barrett, Jr., Associate Professor/Associate Dean | DMA | 28 | Tenured |
| 9.00 | Tony L. Boutte, Professor | DMA | 4 | Tenured |
| 9.00 | Joshua M. Bronfman, Associate Professor | PHD | 4 | Tenured |
| 9.00 | Patricia P. Card, Professor | DMA | 19 | Tenured |
| 9.00 | Kevin M. Clifton, Associate Professor | PHD | 10 | Tenured |
| 9.00 | Peggy A. DeMers, Professor | DMA | 29 | Tenured |
| 9.00 | Brian K. Gibbs, Associate Professor | PHD | 10 | Tenured |
| 9.00 | Sandy P. Hinkley, Assistant Professor | PHD | 3 | Probationary |
| 9.00 | Henry E. Howey, Professor | DMA | 44 | Tenured |
| 9.00 | Kyle D. Kindred, Professor | DMA | 13 | Tenured |
| 9.00 | John W. Lane, Professor | DMA | 14 | Tenured |
| 9.00 | Wesley S. Lawrence, Assistant Professor | DMA | 4 | Probationary |
| 9.00 | W. Matthew McInturf, Professor | DMA | 22 | Tenured |
| 9.00 | Christopher C. Michel, Associate Professor | MM | 19 | Tenured |
| 9.00 | Carolyn D. Moore, Assistant Professor | PHD | 5 | Probationary |
| 9.00 | Javier A. Pinell, Professor | DM | 12 | Tenured |
| 9.00 | Scott D. Plugge, Professor/Department Chair | DM | 23 | Tenured |
| 9.00 | Deborah L. Popham, Associate Professor | DMA | 4 | Tenured |
| 9.00 | Rebecca L. Renfro, Associate Professor | DMA | 10 | Tenured |
| 9.00 | Livia I. Rus-Edery, Associate Professor | DMA | 12 | Tenured |
| 9.00 | Daniel Saenz, Associate Professor | DMA | 7 | Tenured |
| 9.00 | Aric L. Schneller, Associate Professor | DMA | 12 | Tenured |
| 9.00 | Amy R. Smith, Assistant Professor | PHD | 1 | Probationary |
| 9.00 | Masahito Sugihara, Associate Professor | DM | 7 | Tenured |

COLLEGE OF BUSINESS ADMINISTRATION

Department of Accounting

| | | | | |
|------|--|-----|------|--------------|
| 9.00 | Ouadie Akaaboune, Assistant Professor | PHD | 3 | Probationary |
| 9.00 | Leslie H. Blix, Assistant Professor | PHD | 3 | Probationary |
| 9.00 | Linda G. Carrington, Associate Professor | PHD | 26 | Tenured |
| 9.00 | Ronald J. Daigle, Professor | PHD | 14 | Tenured |
| 9.00 | Trevor K. England, Assistant Professor | PHD | 2 | Probationary |
| 9.00 | Oscar J. Harvin, Assistant Professor | PHD | 4 | Probationary |
| 9.00 | Cassy D. Henderson, Associate Professor | PHD | 8 | Tenured |
| 9.00 | Taylor S. Klett, Associate Professor | JD | 19.5 | Tenured |
| 9.00 | Janice T. Morris, Associate Professor | PHD | 11 | Tenured |
| 9.00 | Philip W. Morris, Professor/Department Chair | PHD | 20 | Tenured |
| 9.00 | N. Ross Quarles, Professor | PHD | 26 | Tenured |
| 9.00 | Danny L. Shaw, Assistant Professor | PHD | 2 | Probationary |
| 9.00 | Jeffrey W. Strawser, Associate Professor | PHD | 22 | Tenured |
| 9.00 | William R. Strawser, Assistant Professor | PHD | 1 | Probationary |

Department of Economics and International Business

| | | | | |
|------|---|-----|----|--------------|
| 9.00 | Milo D. Berg, Jr., Associate Professor | PHD | 23 | Tenured |
| 9.00 | Donald L. Bumpass, Professor | PHD | 28 | Tenured |
| 9.00 | David M. Drukker, Associate Professor | PHD | 0 | Probationary |
| 9.00 | Mark W. Frank, Professor/Department Chair | PHD | 20 | Tenured |

| | | | | |
|------|---|-----|----|--------------|
| 9.00 | Fidel Gonzalez, Professor | PHD | 15 | Tenured |
| 9.00 | Darren P. Grant, Associate Professor | PHD | 13 | Tenured |
| 9.00 | Younoh Kim, Assistant Professor | PHD | 4 | Probationary |
| 9.00 | Santosh Kumar, Associate Professor | PHD | 7 | Tenured |
| 9.00 | Jessica N. Monnet, Assistant Professor | PHD | 2 | Probationary |
| 9.00 | Hiranya K. Nath, Professor | PHD | 18 | Tenured |
| 9.00 | Vlad M. Radoias, Assistant Professor | PHD | 4 | Probationary |
| 9.00 | Christian W. Raschke, Associate Professor | PHD | 7 | Tenured |
| 9.00 | Markland H. Tuttle, Professor | PHD | 16 | Tenured |

Department of General Business and Finance

| | | | | |
|------|--|-----|----|--------------|
| 9.00 | Traci L. Austin, Associate Professor | PHD | 7 | Tenured |
| 9.00 | Dana E. Bible, Assistant Professor | EDD | 2 | Probationary |
| 9.00 | Jonathan P. Breazeale, Associate Professor | PHD | 14 | Tenured |
| 9.00 | Diana M. Brown, Assistant Professor | JD | 6 | Probationary |
| 9.00 | Lindsay C. Clark, Assistant Professor | PHD | 3 | Probationary |
| 9.00 | Xiaoman Duan, Assistant Professor | PHD | 2 | Probationary |
| 9.00 | Mary C. Funck, Associate Professor | PHD | 8 | Tenured |
| 9.00 | Jose A. Gutierrez, Jr., Associate Professor | PHD | 10 | Tenured |
| 9.00 | Kurt R. Jesswein, Associate Professor/Associate Dean | PHD | 15 | Tenured |
| 9.00 | Steve J. Johnson, Associate Professor | PHD | 12 | Tenured |
| 9.00 | William H. Leavell, Professor | DBA | 29 | Tenured |
| 9.00 | Balasundram Maniam, Distinguished Professor | PHD | 23 | Tenured |
| 9.00 | Robert B. Matthews, Associate Professor | JD | 13 | Tenured |
| 9.00 | Ashton M. Mouton, Assistant Professor | PHD | 2 | Probationary |
| 9.00 | Steve A. Nenninger, Associate Professor | PHD | 11 | Tenured |
| 9.00 | Tommy J. Robertson, Associate Professor/Department Chair | JD | 12 | Tenured |
| 9.00 | Danica L. Schieber, Assistant Professor | PHD | 4 | Probationary |
| 9.00 | Karen E. Sherrill, Assistant Professor | PHD | 5 | Probationary |
| 9.00 | Ashly L. B. Smith, Assistant Professor | PHD | 5 | Probationary |
| 9.00 | Robert H. Stretcher, III, Professor | PHD | 18 | Tenured |
| 9.00 | Laura L. Sullivan, Professor | JD | 15 | Tenured |
| 9.00 | Christopher L. Thompson, Assistant Professor | JD | 2 | Probationary |

Department of Management, Marketing and Information Systems

| | | | | |
|------|--|-----|----|--------------|
| 9.00 | Irfan Ahmed, Associate Professor | PHD | 16 | Tenured |
| 9.00 | Carrie A. Belsito, Assistant Professor | PHD | 3 | Probationary |
| 9.00 | Gina N. Brynildsen, Assistant Professor | PHD | 1 | Probationary |
| 9.00 | Charles J. Capps, III, Professor | DBA | 32 | Tenured |
| 9.00 | Christopher M. Cassidy, Associate Professor | PHD | 9 | Tenured |
| 9.00 | William A. Ellegood, Assistant Professor | PHD | 6 | Probationary |
| 9.00 | Adele R. Gravois, Associate Professor | PHD | 13 | Tenured |
| 9.00 | Carla D. Jones, Associate Professor | PHD | 6 | Tenured |
| 9.00 | Gerald Kohers, Professor/Department Chair | PHD | 26 | Tenured |
| 9.00 | Juliana D. Lilly, Professor | PHD | 18 | Tenured |
| 9.00 | Tiffany R.N. Maldonado, Assistant Professor | PHD | 1 | Probationary |
| 9.00 | Sanjay S. Mehta, Professor | PHD | 23 | Tenured |
| 9.00 | Carliss D. Miller, Assistant Professor | PHD | 4 | Probationary |
| 9.00 | John J. Newbold, Associate Professor | PHD | 19 | Tenured |
| 9.00 | Michael W. Pass, Professor | PHD | 12 | Tenured |
| 9.00 | Christopher R. Reutzell, Associate Professor | PHD | 6 | Tenured |
| 9.00 | Jason M. Riley, Associate Professor | PHD | 7 | Tenured |
| 9.00 | Aneika L. Simmons, Professor | PHD | 13 | Tenured |
| 9.00 | Kevin D. Sweeney, Assistant Professor | PHD | 5 | Probationary |

| | | | | |
|------|---|-----|----|--------------|
| 9.00 | Kathleen M. Utecht, Professor | PHD | 14 | Tenured |
| 9.00 | Janis A. Warner, Associate Professor | PHD | 13 | Tenured |
| 9.00 | Kamphol Wipawayangkool, Associate Professor | PHD | 8 | Tenured |
| 9.00 | Liu Yang, Assistant Professor | PHD | 1 | Probationary |
| 9.00 | Pamela J. Zelbst, Professor | PHD | 15 | Tenured |

COLLEGE OF CRIMINAL JUSTICE

Department of Criminal Justice and Criminology

| | | | | |
|------|--|-----|----|--------------|
| 9.00 | Andia B. Azimi, Assistant Professor | PHD | 2 | Probationary |
| 9.00 | Danielle L. Boisvert, Associate Professor/Associate Dean | PHD | 8 | Tenured |
| 9.00 | Wyatt D. Brown, Assistant Professor | PHD | 0 | Probationary |
| 9.00 | Eric J. Connolly, Assistant Professor | PHD | 3 | Probationary |
| 9.00 | Steven J. Cuvelier, Associate Professor | PHD | 31 | Tenured |
| 9.00 | Cortney A. Franklin, Associate Professor | PHD | 12 | Tenured |
| 9.00 | Travis W. Franklin, Associate Professor | PHD | 12 | Tenured |
| 9.00 | Randall L. Garner, Professor/Associate Dean | PHD | 24 | Tenured |
| 9.00 | Jurg Gerber, Professor | PHD | 30 | Tenured |
| 9.00 | Jason R. Ingram, Associate Professor | PHD | 2 | Tenured |
| 9.00 | Peter S. Lehmann, Assistant Professor | PHD | 1 | Probationary |
| 9.00 | Dennis R. Longmire, Professor | PHD | 36 | Tenured |
| 9.00 | Holly A. Miller, Professor | PHD | 21 | Tenured |
| 9.00 | Janet L. Mullings, Professor/Associate Dean | PHD | 21 | Tenured |
| 9.00 | Willard M. Oliver, Professor | PHD | 17 | Tenured |
| 9.00 | Eryn N. O'Neal, Assistant Professor | PHD | 4 | Probationary |
| 9.00 | Erin A. Orrick, Associate Professor | PHD | 7 | Tenured |
| 9.00 | Ryan W. Randa, Associate Professor | PHD | 7 | Tenured |
| 9.00 | Ling Ren, Professor | PHD | 12 | Tenured |
| 9.00 | Mitchel P. Roth, Professor | PHD | 26 | Tenured |
| 9.00 | Elisa Toman, Assistant Professor | PHD | 3 | Probationary |
| 9.00 | Michael S. Vaughn, Professor | PHD | 14 | Tenured |
| 9.00 | William M. Wells, Professor/Department Chair | PHD | 13 | Tenured |
| 9.00 | Yan Zhang, Associate Professor | PHD | 15 | Tenured |
| 9.00 | Jihong Zhao, Professor | PHD | 13 | Tenured |

Department of Forensic Science

| | | | | |
|------|---|-----|------|--------------|
| 9.00 | Patrick A Buzzini, Associate Professor | PHD | 5 | Probationary |
| 9.00 | Rachel M. Houston, Assistant Professor | PHD | 2 | Probationary |
| 9.00 | Sarah Kerrigan, Professor/Department Chair | PHD | 14.5 | Tenured |
| 9.00 | Geraldine I.C. Monjardez, Assistant Professor | PHD | 1 | Probationary |
| 9.00 | Madeline J. Swortwood, Assistant Professor | PHD | 4 | Probationary |
| 9.00 | Chi Chung Yu, Professor | PHD | 14 | Tenured |

Department of Security Studies

| | | | | |
|------|---|-----|---|--------------|
| 9.00 | Jeremiah O Asaka, Assistant Professor | PHD | 1 | Probationary |
| 9.00 | Natalie D. Baker, Assistant Professor | PHD | 3 | Probationary |
| 9.00 | Nathan P. Jones, Assistant Professor | PHD | 6 | Probationary |
| 9.00 | Russell P. Lundberg, Assistant Professor | PHD | 6 | Probationary |
| 9.00 | Nadav Morag, Associate Professor/Department Chair | PHD | 4 | Tenured |

COLLEGE OF EDUCATION

Department of Counselor Education

| | | | | |
|------|--|-----|----|--------------|
| 9.00 | Sinem Akay-Sullivan, Assistant Professor | PHD | 2 | Probationary |
| 9.00 | Timothy A. Brown, Jr., Assistant Professor | PHD | 2 | Probationary |
| 9.00 | Rick A. Bruhn, Professor | EDD | 29 | Tenured |

| | | | | |
|------|--|-----|----|--------------|
| 9.00 | Yvonne Garza-Chaves, Associate Professor | PHD | 15 | Tenured |
| 9.00 | Dee-Anna Green, Assistant Professor | PHD | 1 | Probationary |
| 9.00 | Susan E. Henderson, Assistant Professor | PHD | 3 | Probationary |
| 9.00 | Richard C. Henriksen, Jr., Professor | PHD | 14 | Tenured |
| 9.00 | David M. Lawson, II, Professor | PHD | 6 | Tenured |
| 9.00 | Chi-Sing Li, Associate Professor | PHD | 17 | Tenured |
| 9.00 | Kathleen A. Rice, Associate Professor/Department Chair | PHD | 2 | Tenured |
| 9.00 | Rebecca A. Robles-Pina, Professor | PHD | 22 | Tenured |
| 9.00 | Jeffrey M. Sullivan, Associate Professor | PHD | 9 | Tenured |
| 9.00 | Richard E. Watts, Distinguished Professor | PHD | 15 | Tenured |

Department of Educational Leadership

| | | | | |
|------|---|-----|-----|--------------|
| 9.00 | Meredith S. Billings, Assistant Professor | PHD | 1 | Probationary |
| 9.00 | Julie P. Combs, Professor | EDD | 15 | Tenured |
| 9.00 | Paul W. Eaton, Assistant Professor | PHD | 5 | Probationary |
| 9.00 | Matthew B. Fuller, Associate Professor | PHD | 9 | Tenured |
| 9.00 | Anthony J. Harris, Professor | EDD | 5 | Tenured |
| 9.00 | Peggy P. Holzweiss, Associate Professor | PHD | 8 | Tenured |
| 9.00 | Forrest C. Lane, Associate Professor/Department Chair | PHD | 5 | Tenured |
| 9.00 | Frederick C. Lunenburg, Professor | PHD | 23 | Tenured |
| 9.00 | Cynthia Martinez-Garcia, Associate Professor | EDD | 12 | Tenured |
| 9.00 | Nara Martirosyan, Associate Professor | EDD | 7 | Tenured |
| 9.00 | Ricardo Montelongo, Assistant Professor | PHD | 6 | Probationary |
| 9.00 | George W. Moore, Professor | PHD | 14 | Tenured |
| 9.00 | David P. Saxon, Professor | EDD | 8.5 | Tenured |
| 9.00 | Susana T. Skidmore, Associate Professor | PHD | 9 | Tenured |
| 9.00 | John R. Slate, Professor | PHD | 13 | Tenured |

Department of Library Science and Technology

| | | | | |
|------|---|-----|----|--------------|
| 9.00 | Rosemarie M. Brock, Assistant Professor | PHD | 5 | Probationary |
| 9.00 | Elizabeth A. Gross, Assistant Professor | PHD | 3 | Probationary |
| 9.00 | Kimberly N. LaPrairie, Associate Professor | PHD | 13 | Tenured |
| 9.00 | Teresa S. Lesesne, Distinguished Professor | EDD | 30 | Tenured |
| 9.00 | Karin M. Perry, Associate Professor | PHD | 9 | Tenured |
| 9.00 | Marilyn P. Rice, Professor | PHD | 19 | Tenured |
| 9.00 | Donggil Song, Assistant Professor | PHD | 5 | Probationary |
| 9.00 | Holly A. Weimar, Professor/Department Chair | EDD | 13 | Tenured |

School of Teaching and Learning

| | | | | |
|------|--|-----|-----|--------------|
| 9.00 | Burcu Ates, Associate Professor | PHD | 9 | Tenured |
| 9.00 | Helen Berg, Professor | PHD | 14 | Tenured |
| 9.00 | William H. Blackwell, III, Assistant Professor | EDD | 4 | Probationary |
| 9.00 | Benita R. Brooks, Assistant Professor | PHD | 6 | Probationary |
| 9.00 | Lisa O. Brown, Associate Professor | EDD | 8.5 | Tenured |
| 9.00 | William J. Calderhead, Assistant Professor | PHD | 5 | Probationary |
| 9.00 | Corinna V. Cole, Associate Professor | PHD | 7 | Tenured |
| 9.00 | Alma L. Contreras-Vanegas, Assistant Professor | PHD | 6 | Probationary |
| 9.00 | Jaime L. Coyne, Associate Professor | PHD | 8 | Tenured |
| 9.00 | Frank L. Creghan, Associate Professor | EDD | 7 | Tenured |
| 9.00 | Jaime B. Duran, Assistant Professor | PHD | 4 | Probationary |
| 9.00 | Patricia M. Durham, Associate Professor | PHD | 8 | Tenured |
| 9.00 | William D. Edgington, Professor | EDD | 21 | Tenured |
| 9.00 | Karla W. Eidson, Associate Professor | PHD | 9.5 | Tenured |
| 9.00 | Andrea S. Foster, Professor | PHD | 15 | Tenured |

| | | | | |
|------|---|-----|----|--------------|
| 9.00 | Hannah R. Gerber, Associate Professor | PHD | 11 | Tenured |
| 9.00 | Lory E. Haas, Assistant Professor | EDD | 5 | Probationary |
| 9.00 | Victoria S. Hollas, Associate Professor | PHD | 8 | Tenured |
| 9.00 | James W. Hynes, Associate Professor | PHD | 12 | Tenured |
| 9.00 | Daphne D. Johnson, Professor | PHD | 19 | Tenured |
| 9.00 | Macie G. Kerbs, Assistant Professor | PHD | 1 | Probationary |
| 9.00 | Andrey V. Koptelov, Associate Professor | PHD | 8 | Tenured |
| 9.00 | Leena J. Landmark, Associate Professor | PHD | 3 | Probationary |
| 9.00 | Mae Ann Lane, Associate Professor | EDD | 7 | Tenured |
| 9.00 | Elizabeth L. Lee, Assistant Professor | EDD | 2 | Probationary |
| 9.00 | Robert M. Maninger, Associate Professor | EDD | 12 | Tenured |
| 9.00 | Joyce K. McCauley, Professor | PHD | 26 | Tenured |
| 9.00 | Melinda S. Miller, Professor | PHD | 20 | Tenured |
| 9.00 | Mertie Miller-Gomez, Assistant Professor | PHD | 3 | Probationary |
| 9.00 | Vickie J. Mitchell, Associate Professor | EDD | 4 | Probationary |
| 9.00 | Diana K. Nabors, Professor | EDD | 18 | Tenured |
| 9.00 | Lautrice M. Nickson, Associate Professor | PHD | 12 | Tenured |
| 9.00 | Mary A. Petron, Professor | PHD | 11 | Tenured |
| 9.00 | Jalene P. Potter, Associate Professor | PHD | 8 | Tenured |
| 9.00 | Debra P. Price, Professor | PHD | 24 | Tenured |
| 9.00 | Amy E. Ray, Assistant Professor | PHD | 2 | Probationary |
| 9.00 | Jolene B. Reed, Assistant Professor | PHD | 4 | Probationary |
| 9.00 | Abdelilah S. Sehlaoui, Professor | EDD | 3 | Tenured |
| 9.00 | Regina E. Smith, Assistant Professor | PHD | 1 | Probationary |
| 9.00 | Nancy Stockall, Professor | PHD | 10 | Tenured |
| 9.00 | Baburhan Uzum, Associate Professor | PHD | 7 | Tenured |
| 9.00 | Kristina K. Vargo, Associate Professor | PHD | 7 | Tenured |
| 9.00 | Nancy K. Votteler, Associate Professor | EDD | 14 | Tenured |
| 9.00 | Rebecca A. Wentworth, Associate Professor | PHD | 8 | Tenured |
| 9.00 | Chase J. Young, Associate Professor | PHD | 4 | Tenured |

COLLEGE OF HEALTH SCIENCES

Department of Family and Consumer Sciences

| | | | | |
|------|--|-----|----|---------|
| 9.00 | Valencia Browning-Keen, Associate Professor | PHD | 11 | Tenured |
| 9.00 | Laura P. Burleson, Assistant Professor | PHD | 34 | Tenured |
| 9.00 | George K. Randall, Associate Professor | PHD | 4 | Tenured |
| 9.00 | Ronald L. Reed, Associate Professor/Department Chair | MS | 1 | Tenured |
| 9.00 | Susan A. Reichelt, Associate Professor | PHD | 5 | Tenured |

Department of Kinesiology

| | | | | |
|------|---|-----|----|--------------|
| 9.00 | Patrick R. Davis, Assistant Professor | PHD | 4 | Probationary |
| 9.00 | Jennifer J. Didier, Associate Professor | PHD | 10 | Tenured |
| 9.00 | Brent C. Estes, Associate Professor | PHD | 13 | Tenured |
| 9.00 | Min H. Kim, Assistant Professor | PHD | 2 | Probationary |
| 9.00 | Gary L. Oden, Professor | PHD | 31 | Tenured |
| 9.00 | Erica A. Pasquini, Assistant Professor | PHD | 4 | Probationary |
| 9.00 | Emily A. Roper, Professor/Department Chair | PHD | 14 | Tenured |
| 9.00 | Jose A. Santiago, Associate Professor | EDD | 11 | Tenured |
| 9.00 | Matthew C. Wagner, Associate Professor | PHD | 11 | Tenured |
| 9.00 | Mary L. Williams, Assistant Professor | EDD | 5 | Probationary |
| 9.00 | Ryan K. Zapalac, Associate Professor/Associate Dean | PHD | 14 | Tenured |

Department of Population Health

| | | | | |
|------|-----------------------------|-----|---|---------|
| 9.00 | Stephen L. Brown, Professor | PHD | 6 | Tenured |
|------|-----------------------------|-----|---|---------|

| | | | | |
|------|--|-----|----|--------------|
| 9.00 | Christine G. Cardinal, Assistant Professor | JD | 4 | Probationary |
| 9.00 | Rosanne S. Keathley, Professor | PHD | 25 | Tenured |
| 9.00 | Ray G. Newman, Professor/Department Chair | PHD | 3 | Tenured |
| 9.00 | Amanda W. Scarbrough, Assistant Professor | PHD | 6 | Probationary |
| 9.00 | Yue Xie, Assistant Professor | PHD | 5 | Probationary |

School of Nursing

| | | | | |
|------|---|-----|---|--------------|
| 9.00 | Mona C. Cockerham, Assistant Professor | PHD | 1 | Probationary |
| 9.00 | Marianne F. Moore, Assistant Professor | PHD | 6 | Probationary |
| 9.00 | C. Denise Neill, Associate Professor/Department Chair | PHD | 6 | Tenured |
| 9.00 | Eloria Simon-Campbell, Assistant Professor | PHD | 5 | Probationary |
| 9.00 | Andrea M. Smith, Assistant Professor | PHD | 0 | Probationary |

COLLEGE OF HUMANITIES AND SOCIAL SCIENCES

Department of Communication Studies

| | | | | |
|------|---|-----|----|--------------|
| 9.00 | Michael I Arrington, Assistant Professor | PHD | 1 | Probationary |
| 9.00 | Richard S. Bello, Professor | PHD | 17 | Tenured |
| 9.00 | Frances E. Brandau, Professor | PHD | 19 | Tenured |
| 9.00 | Yixin Chen, Assistant Professor | PHD | 6 | Probationary |
| 9.00 | Terry M. Thibodeaux, Professor/Department Chair | PHD | 33 | Tenured |
| 9.00 | Lisa van Raalte, Assistant Professor | PHD | 3 | Probationary |
| 9.00 | Melinda R. Weathers, Associate Professor | PHD | 4 | Tenured |
| 9.00 | Shuangyue Zhang, Professor | PHD | 15 | Tenured |

Department of English

| | | | | |
|------|--|-----|----|--------------|
| 9.00 | Ira R. Adams, Professor | PHD | 48 | Tenured |
| 9.00 | Leslie R. Anglesey, Assistant Professor | PHD | 1 | Probationary |
| 9.00 | Kimberly K. Bell, Professor/Dean | PHD | 18 | Tenured |
| 9.00 | Tracy E. Bilsing, Associate Professor/Assistant Dean | PHD | 30 | Tenured |
| 9.00 | Brian D. Blackburne, Associate Professor | PHD | 11 | Tenured |
| 9.00 | Jacob D. Blevins, Professor/Department Chair | PHD | 4 | Tenured |
| 9.00 | Paul W. Child, Professor | PHD | 27 | Tenured |
| 9.00 | Michael T. Demson, Associate Professor | PHD | 9 | Tenured |
| 9.00 | Robert E. Donahoo, Professor | PHD | 28 | Tenured |
| 9.00 | Diane K. Dowdey, Associate Professor | PHD | 31 | Tenured |
| 9.00 | William P. Fleming, Professor | PHD | 48 | Tenured |
| 9.00 | Julie E. Hall, Professor | PHD | 28 | Tenured |
| 9.00 | S. Helena Halmari, Professor | PHD | 25 | Tenured |
| 9.00 | Darci N. Hill, Professor | PHD | 31 | Tenured |
| 9.00 | Scott A. Kaukonen, Associate Professor | PHD | 14 | Tenured |
| 9.00 | M. Douglas Krienke, Professor | PHD | 52 | Tenured |
| 9.00 | Nicolas J. Lantz, Associate Professor | MFA | 8 | Tenured |
| 9.00 | Audrey D. Murfin, Associate Professor | PHD | 7 | Tenured |
| 9.00 | Carroll F. Nardone, Professor/Associate Dean | PHD | 20 | Tenured |
| 9.00 | April L. O'Brien, Assistant Professor | PHD | 1 | Probationary |
| 9.00 | Deborah L. Phelps, Professor | PHD | 29 | Tenured |
| 9.00 | April A. Shemak, Associate Professor | PHD | 15 | Tenured |
| 9.00 | Katie J. Shinkle, Assistant Professor | PHD | 1 | Probationary |
| 9.00 | Evelyn Soto, Assistant Professor | MA | 1 | Probationary |
| 9.00 | Brandon C. Strubberg, Assistant Professor | PHD | 2 | Probationary |
| 9.00 | Kandi A. Tayebi, Professor | PHD | 21 | Tenured |
| 9.00 | Xiaobo Wang, Assistant Professor | PHD | 1 | Probationary |
| 9.00 | Linda J. Webster, Professor | PHD | 27 | Tenured |

Department of History

| | | | | |
|----------|--|-----|------|--------------|
| 9.00 | Nancy E. Baker, Associate Professor | PHD | 14 | Tenured |
| 9.00 | Rosanne M. Barker, Associate Professor | PHD | 28 | Tenured |
| 9.00 | Jadwiga M. Biskupska, Assistant Professor | PHD | 5 | Probationary |
| 9.00 | Robert T. Cashion, Professor | PHD | 21 | Tenured |
| 9.00 | Thomas H. Cox, Associate Professor | PHD | 14 | Tenured |
| 9.00 | Brian F. Domitrovic, Professor | PHD | 15 | Tenured |
| 9.00 | Maggie Elmore, Assistant Professor | PHD | 1 | Probationary |
| 9.00 | M. Pinar Emiralioğlu, Associate Professor/Department Chair | PHD | 6 | Tenured |
| 9.00 | Charles V. Heath, II, Associate Professor | PHD | 12 | Tenured |
| 9.00 | Brian M. Jordan, Assistant Professor | PHD | 5 | Probationary |
| 9.00 | Jeffrey L. Littlejohn, Professor | PHD | 15 | Tenured |
| 9.00 | Sarah M. Mass, Assistant Professor | PHD | 1 | Probationary |
| 9.00 | David C. Mayes, Associate Professor | PHD | 16 | Tenured |
| 9.00 | Willis O. Oyugi, Assistant Professor | PHD | 3 | Probationary |
| 9.00 | Nicholas C. J. Pappas, Professor | PHD | 30 | Tenured |
| 9.00 | Benjamin E. Park, Assistant Professor | PHD | 4 | Probationary |
| 9.00 | Bernadette Pruitt, Associate Professor | PHD | 19.5 | Tenured |
| 9.00 | Uzma Quraishi, Assistant Professor | PHD | 6 | Probationary |
| [1] 9.00 | Stephen H. Rapp, Jr., Professor | PHD | 8 | Tenured |

Department of Political Science

| | | | | |
|------|--|-----|----|--------------|
| 9.00 | Robin M. Bittick, Associate Professor | PHD | 15 | Tenured |
| 9.00 | Jonathan N. Brown, Assistant Professor | PHD | 6 | Probationary |
| 9.00 | Rhonda L. Callaway, Professor | PHD | 15 | Tenured |
| 9.00 | Fatih Demiroz, Assistant Professor | PHD | 5 | Probationary |
| 9.00 | John C. Domino, Professor | PHD | 31 | Tenured |
| 9.00 | Jason S. Enia, Associate Professor | PHD | 10 | Tenured |
| 9.00 | Thomas W. Haase, Assistant Professor | PHD | 5 | Probationary |
| 9.00 | Masoud Kazemzadeh, Associate Professor | PHD | 15 | Tenured |
| 9.00 | Sungdae Lim, Assistant Professor | PHD | 1 | Probationary |
| 9.00 | Mitzi L. Mahoney, Assistant Professor | PHD | 32 | Tenured |
| 9.00 | Kenneth B. McIntyre, Professor | PHD | 7 | Tenured |
| 9.00 | Eric P. Svensen, Assistant Professor | PHD | 3 | Probationary |
| 9.00 | Stacy G. Ulbig, Professor | PHD | 11 | Tenured |
| 9.00 | Tamara A. Waggener, Associate Professor/Department Chair | PHD | 21 | Tenured |
| 9.00 | Wen J. Wang, Assistant Professor | PHD | 2 | Probationary |
| 9.00 | Lu-Chung Weng, Assistant Professor | PHD | 3 | Probationary |

Department of Psychology and Philosophy

| | | | | |
|------|---|-----|----|--------------|
| 9.00 | Justin P. Allen, Assistant Professor | PHD | 3 | Probationary |
| 9.00 | Jeffrey S. Anastasi, Associate Professor | PHD | 14 | Tenured |
| 9.00 | Jaime L. Anderson, Assistant Professor | PHD | 4 | Probationary |
| 9.00 | Courtney S. Banks, Assistant Professor | PHD | 4 | Probationary |
| 9.00 | Marcus T. Boccaccini, Professor | PHD | 17 | Tenured |
| 9.00 | Maria D. Botero-Jaramillo, Associate Professor | PHD | 9 | Tenured |
| 9.00 | Daniella K. Cash, Assistant Professor | MA | 1 | Probationary |
| 9.00 | Mary A. Conroy, Distinguished Professor | PHD | 23 | Tenured |
| 9.00 | James W. Crosby, Associate Professor/Associate Dean | PHD | 12 | Tenured |
| 9.00 | Donna M. Desforges, Professor | PHD | 19 | Tenured |
| 9.00 | Laura E. Drislane, Assistant Professor | PHD | 1 | Probationary |
| 9.00 | Jessica S. Elkayam, Assistant Professor | PHD | 1 | Probationary |
| 9.00 | Craig E. Henderson, Professor | PHD | 15 | Tenured |
| 9.00 | Hillary A. Langley, Assistant Professor | PHD | 4 | Probationary |

| | | | | | |
|-----|------|---|-----|-----|--------------|
| | 9.00 | Benjamin Mitchell-Yellin, Assistant Professor | PHD | 5 | Probationary |
| | 9.00 | David V. Nelson, Associate Professor | PHD | 15 | Tenured |
| [2] | 9.00 | Ramona M. Noland, Associate Professor | PHD | 17 | Tenured |
| | 9.00 | Chelsea G. Ratcliff, Assistant Professor | PHD | 3 | Probationary |
| | 9.00 | Temilola Salami, Assistant Professor | PHD | 3 | Probationary |
| | 9.00 | Glenn M. Sanford, Professor/Associate Dean | PHD | 22 | Tenured |
| | 9.00 | Yuma I. Tomes, Professor/Department Chair | PHD | 1.5 | Tenured |
| | 9.00 | Jorge G. Varela, Associate Professor | PHD | 12 | Tenured |
| | 9.00 | Stephen W. White, Assistant Professor | PHD | 2 | Probationary |

Department of Sociology

| | | | | | |
|-----|------|--|-----|----|--------------|
| | 9.00 | Emily R. Cabaniss, Assistant Professor | PHD | 6 | Probationary |
| [2] | 9.00 | Jin Young Choi, Professor | PHD | 14 | Tenured |
| | 9.00 | Douglas H. Constance, Professor | PHD | 23 | Tenured |
| [1] | 9.00 | Furjen Deng, Professor | PHD | 30 | Tenured |
| | 9.00 | Karen M. Douglas, Associate Professor | PHD | 15 | Tenured |
| | 9.00 | Jeffrey A. Gardner, Assistant Professor | PHD | 3 | Probationary |
| | 9.00 | Maki Hatanaka, Associate Professor | PHD | 9 | Tenured |
| | 9.00 | Tzeli Hsu, Assistant Professor | PHD | 5 | Probationary |
| | 9.00 | Jason T. Konefal, Associate Professor/Department Chair | PHD | 11 | Tenured |
| | 9.00 | Lee M. Miller, Professor | PHD | 15 | Tenured |
| | 9.00 | Mary L. Scherer, Assistant Professor | PHD | 2 | Probationary |
| | 9.00 | James B. Stykes, Assistant Professor | PHD | 5 | Probationary |
| | 9.00 | Gene L. Theodori, Professor | PHD | 13 | Tenured |

Department of World Languages and Cultures

| | | | | | |
|--|------|--|-----|----|--------------|
| | 9.00 | Debra D. Andrist, Professor | PHD | 13 | Tenured |
| | 9.00 | Tatiana Artamonova, Assistant Professor | PHD | 3 | Probationary |
| | 9.00 | Maria H. Barker, Assistant Professor | PHD | 6 | Probationary |
| | 9.00 | Siham Bouamer, Assistant Professor | PHD | 3 | Probationary |
| | 9.00 | Ryan J. Dux, Assistant Professor | PHD | 2 | Probationary |
| | 9.00 | Maria M. Feu-Lopez, Associate Professor | PHD | 7 | Tenured |
| | 9.00 | Leif M. French, Professor/Department Chair | PHD | 5 | Tenured |
| | 9.00 | Tracy R. Knight, Assistant Professor | EDD | 2 | Probationary |
| | 9.00 | Enrique Mallen, Professor | PHD | 13 | Tenured |
| | 9.00 | Manuel Triano-Lopez, Associate Professor | PHD | 10 | Tenured |
| | 9.00 | Edna V. Velasquez, Assistant Professor | PHD | 1 | Probationary |
| | 9.00 | Samar M. Zahrawi, Assistant Professor | PHD | 6 | Probationary |

COLLEGE OF OSTEOPATHIC MEDICINE

Department of Clinical Anatomy

| | | | | | |
|--|-------|--|-----|---|--------------|
| | 12.00 | Jamie H. Hinojosa, Assistant Professor | MD | 1 | Probationary |
| | 12.00 | Mario G. Loomis, Associate Professor | MD | 1 | Probationary |
| | 12.00 | Amberly M. Reynolds, Assistant Professor | MS | 0 | Probationary |
| | 12.00 | Dennis C. Wooten, Assistant Professor | PHD | 0 | Probationary |

Department of Molecular and Cellular Biology

| | | | | | |
|--|-------|---|-----|---|--------------|
| | 12.00 | Sanjeev Choudhary, Professor/Department Chair | PHD | 2 | Tenured |
| | 12.00 | Hatem A.O. Elshabrawy, Assistant Professor | PHD | 1 | Probationary |
| | 12.00 | Michael J. Griffin, Assistant Professor | PHD | 1 | Probationary |
| | 12.00 | Yuan Zhao, Associate Professor | PHD | 1 | Probationary |

Department of Osteopathic Principles and Practice

| | | | | | |
|--|-------|---|----|---|--------------|
| | 12.00 | Sharon M. Gustowski, Associate Professor/Department Chair | DO | 1 | Probationary |
|--|-------|---|----|---|--------------|

Department of Physiology and Pharmacology

| | | | | |
|-------|--|-----|---|--------------|
| 12.00 | Diego F. Alvarez, Associate Professor/Department Chair | PHD | 1 | Probationary |
| 12.00 | Kevin C. Lord, Associate Professor | PHD | 0 | Probationary |
| 12.00 | Sahar A. Soliman, Assistant Professor | PHD | 0 | Probationary |

COLLEGE OF SCIENCE AND ENGINEERING TECHNOLOGY**Department of Agricultural Sciences**

| | | | | |
|------|---|-----|-----|--------------|
| 9.00 | Mark J. Anderson, Associate Professor | PHD | 7 | Tenured |
| 9.00 | Jessica S. Bedore, Assistant Professor | PHD | 3 | Probationary |
| 9.00 | Marcy M. Beverly, Professor | PHD | 19 | Tenured |
| 9.00 | Danhong Chen, Assistant Professor | PHD | 4 | Probationary |
| 9.00 | Richard K. Ford, Assistant Professor | EDD | 2 | Probationary |
| 9.00 | Roozbeh Irani-Kermani, Assistant Professor | MBA | 2 | Probationary |
| 9.00 | Stanley F. Kelley, Professor | PHD | 27 | Tenured |
| 9.00 | Robert A. Lane, Professor | PHD | 38 | Tenured |
| 9.00 | Shyam S. Nair, Assistant Professor | PHD | 6 | Probationary |
| 9.00 | Timothy R. Pannkuk, Associate Professor | PHD | 11 | Tenured |
| 9.00 | Dwayne Pavelock, Professor | EDD | 19 | Tenured |
| 9.00 | P. Ryan Saucier, Associate Professor | PHD | 5 | Tenured |
| 9.00 | Kyle J. Stutts, Professor | PHD | 13 | Tenured |
| 9.00 | Douglas R. Ullrich, Jr., Professor/Department Chair | EDD | 24 | Tenured |
| 9.00 | Philip M. Urso, Assistant Professor | MS | 0 | Probationary |
| 9.00 | Lawrence A. Wolfskill, Associate Professor | PHD | 9.5 | Tenured |

Department of Biological Sciences

| | | | | |
|------|--|-----|------|--------------|
| 9.00 | Mardelle R. Atkins, Assistant Professor | PHD | 2 | Probationary |
| 9.00 | Jeremy R. Bechelli, Assistant Professor | PHD | 2 | Probationary |
| 9.00 | Sibyl R. Bucheli, Associate Professor | PHD | 12 | Tenured |
| 9.00 | Madhusudan Choudhary, Associate Professor | PHD | 12 | Tenured |
| 9.00 | Jerry L. Cook, Professor | PHD | 21 | Tenured |
| 9.00 | Tamara J. Cook, Professor/Department Chair | PHD | 21 | Tenured |
| 9.00 | Juan D. Daza Vaca, Assistant Professor | PHD | 5 | Probationary |
| 9.00 | Anne R. Gaillard, Associate Professor/Associate Dean | PHD | 16 | Tenured |
| 9.00 | James M. Harper, Associate Professor | PHD | 8 | Tenured |
| 9.00 | Joan E. N. Hudson, Associate Professor | PHD | 29 | Tenured |
| 9.00 | Patrick J. Lewis, Professor/Associate Dean | PHD | 14 | Tenured |
| 9.00 | William I. Lutterschmidt, Professor | PHD | 22 | Tenured |
| 9.00 | Aaron M. Lynne, Associate Professor | PHD | 12 | Tenured |
| 9.00 | Diane L. Neudorf, Professor | PHD | 21 | Tenured |
| 9.00 | Todd P. Primm, Professor | PHD | 15 | Tenured |
| 9.00 | Christopher P. Randle, Professor | PHD | 14 | Tenured |
| 9.00 | Monte L. Thies, Professor | PHD | 28 | Tenured |
| 9.00 | Amber J. Ulseth, Assistant Professor | PHD | 1 | Probationary |
| 9.00 | Justin K. Williams, Professor | PHD | 18.5 | Tenured |
| 9.00 | Jeffrey R. Wozniak, Associate Professor | PHD | 8 | Tenured |

Department of Chemistry

| | | | | |
|------|---|-----|----|--------------|
| 9.00 | Benny E. Arney, Jr., Professor | PHD | 32 | Tenured |
| 9.00 | Dustin E. Gross, Associate Professor | PHD | 8 | Tenured |
| 9.00 | Donovan C. Haines, Associate Professor/Department Chair | PHD | 12 | Tenured |
| 9.00 | Meagan E. Hinze, Assistant Professor | PHD | 1 | Probationary |
| 9.00 | Christopher E. Hobbs, Assistant Professor | PHD | 3 | Probationary |
| 9.00 | Richard E. Norman, Professor | PHD | 15 | Tenured |

| | | | | |
|------|---|-----|------|--------------|
| 9.00 | Ilona Petrikovics, Professor | PHD | 12.5 | Tenured |
| 9.00 | David E. Thompson, Associate Professor | PHD | 11 | Tenured |
| 9.00 | Tarek M. Trad, Associate Professor | PHD | 3 | Probationary |
| 9.00 | Adrian Villalta-Cerdas, Assistant Professor | PHD | 4 | Probationary |
| 9.00 | Darren Lee Williams, Professor | PHD | 16 | Tenured |
| 9.00 | Christopher M. Zall, Assistant Professor | PHD | 4 | Probationary |

Department of Computer Science

| | | | | |
|------|--|-----|----|--------------|
| 9.00 | Min K. An, Associate Professor | PHD | 7 | Tenured |
| 9.00 | David S. Burris, Professor | PHD | 42 | Tenured |
| 9.00 | Hyuk Cho, Associate Professor | PHD | 12 | Tenured |
| 9.00 | Peter A. Cooper, Professor/Department Chair | PHD | 23 | Tenured |
| 9.00 | William B. Glisson, Associate Professor/Director | PHD | 2 | Probationary |
| 9.00 | ABM R. Islam, Assistant Professor | PHD | 1 | Probationary |
| 9.00 | Li-Jen Y. Lester, Associate Professor | EDD | 12 | Tenured |
| 9.00 | Qingzhong Liu, Associate Professor | PHD | 10 | Tenured |
| 9.00 | Amar A. Rasheed, Assistant Professor | PHD | 0 | Probationary |
| 9.00 | Narasimha K. Shashidhar, Associate Professor | PHD | 10 | Tenured |
| 9.00 | Gary W. Smith, Associate Professor | PHD | 22 | Tenured |
| 9.00 | Cihan Varol, Associate Professor | PHD | 11 | Tenured |
| 9.00 | Mingkui Wei, Assistant Professor | PHD | 4 | Probationary |
| 9.00 | Bing Jenny Zhou, Associate Professor | PHD | 8 | Tenured |

Department of Engineering Technology

| | | | | |
|------|--|-----|----|--------------|
| 9.00 | Ali M.A. Aljaroudi, Assistant Professor | PHD | 1 | Probationary |
| 9.00 | Iftekhar I. Basith, Assistant Professor | PHD | 3 | Probationary |
| 9.00 | Ulan Dakeev, Assistant Professor | PHD | 1 | Probationary |
| 9.00 | Ebrahim P. Karan, Associate Professor | PHD | 1 | Probationary |
| 9.00 | Junkun Ma, Associate Professor | PHD | 4 | Probationary |
| 9.00 | Recayi Pecen, Professor | PHD | 3 | Probationary |
| 9.00 | Mahdi Safa, Assistant Professor | PHD | 2 | Probationary |
| 9.00 | Min J. Suh, Assistant Professor | PHD | 5 | Probationary |
| 9.00 | Faruk Yildiz, Associate Professor/Department Chair | DIT | 12 | Tenured |

Department of Geography and Geology

| | | | | |
|------|---|-----|----|--------------|
| 9.00 | Samuel Adu-Prah, Associate Professor | PHD | 7 | Tenured |
| 9.00 | Donald P. Albert, Professor | PHD | 21 | Tenured |
| 9.00 | Brian J. Cooper, Associate Professor/Department Chair | PHD | 38 | Tenured |
| 9.00 | Gang Gong, Associate Professor | PHD | 15 | Tenured |
| 9.00 | Ross J. Guida, Assistant Professor | PHD | 4 | Probationary |
| 9.00 | John P. Harris, Associate Professor | PHD | 9 | Tenured |
| 9.00 | Joseph C. Hill, Associate Professor | PHD | 12 | Tenured |
| 9.00 | Mark R. Leipnik, Professor | PHD | 24 | Tenured |
| 9.00 | David Moss, Assistant Professor | PHD | 2 | Probationary |
| 9.00 | Falguni S. Mukherjee, Associate Professor | PHD | 10 | Tenured |
| 9.00 | Velvet A. Nelson, Professor | PHD | 13 | Tenured |
| 9.00 | John B. Strait, Professor | PHD | 14 | Tenured |
| 9.00 | James W. Tiller, Jr., Professor | PHD | 48 | Tenured |
| 9.00 | Renjie Zhou, Assistant Professor | PHD | 1 | Probationary |

Department of Mathematics and Statistics

| | | | | |
|------|--|-----|----|--------------|
| 9.00 | John G. Alford, Associate Professor | PHD | 14 | Tenured |
| 9.00 | Emma K.P. Bullock, Assistant Professor | PHD | 3 | Probationary |
| 9.00 | Ferry B. Butar, Professor | PHD | 22 | Tenured |

| | | | | |
|----------|---|-----|------|--------------|
| 9.00 | Scott T. Chapman, Distinguished Professor | PHD | 12 | Tenured |
| 9.00 | Max W. Coleman, Professor | EDD | 54 | Tenured |
| 9.00 | Beth L. Cory, Associate Professor | PHD | 15 | Tenured |
| 9.00 | Brandy G. Doleshal, Associate Professor | PHD | 8 | Tenured |
| 9.00 | Di Gao, Assistant Professor | PHD | 2 | Probationary |
| 9.00 | Rebecca E. Garcia, Professor | PHD | 16 | Tenured |
| 9.00 | Luis D. Garcia-Puente, Professor | PHD | 13 | Tenured |
| 9.00 | Damon M. Hay, Associate Professor | PHD | 8 | Tenured |
| 9.00 | Melinda A. Holt, Professor/Department Chair | PHD | 15 | Tenured |
| 9.00 | William A. Jasper, Professor | PHD | 20 | Tenured |
| 9.00 | Dustin L. Jones, Professor | PHD | 14 | Tenured |
| 9.00 | Ram C. Kafle, Assistant Professor | PHD | 6 | Probationary |
| 9.00 | Doo Y. Kim, Assistant Professor | PHD | 2 | Probationary |
| 9.00 | Martin E. Malandro, Associate Professor | PHD | 12 | Tenured |
| 9.00 | Taylor E. Martin, Associate Professor | PHD | 7 | Tenured |
| 9.00 | Stephen M. Scariano, Professor | PHD | 12 | Tenured |
| 9.00 | Jon W. Short, Associate Professor | PHD | 18 | Tenured |
| 9.00 | Ken W. Smith, Professor | PHD | 13 | Tenured |
| 9.00 | Mary B. Swarthout, Associate Professor | PHD | 21.5 | Tenured |
| 9.00 | Edward W. Swim, Associate Professor | PHD | 10 | Tenured |
| 9.00 | Timothy O. Trujillo, Assistant Professor | PHD | 3 | Probationary |
| 9.00 | Jianzhong Wang, Professor | PHD | 24 | Tenured |
| [2] 9.00 | Ananda B. Wathurawa Manage, Professor | PHD | 14 | Tenured |
| 9.00 | Linda R. Zientek, Professor | PHD | 13 | Tenured |

Department of Physics

| | | | | |
|------|--|-----|----|--------------|
| 9.00 | James B. Dent, Assistant Professor | PHD | 3 | Probationary |
| 9.00 | Hui Fang, Professor | PHD | 14 | Tenured |
| 9.00 | Barry A. Friedman, Professor | PHD | 31 | Tenured |
| 9.00 | Carol R. James, Professor | PHD | 21 | Tenured |
| 9.00 | Gan Liang, Professor | PHD | 30 | Tenured |
| 9.00 | Charles R. Meitzler, Associate Professor | PHD | 31 | Tenured |
| 9.00 | Scott T. Miller, Associate Professor | PHD | 12 | Tenured |
| 9.00 | William M. Shepherd, Assistant Professor | PHD | 2 | Probationary |
| 9.00 | Joel W. Walker, Professor/Department Chair | PHD | 13 | Tenured |

NEWTON GRESHAM LIBRARY

Newton Gresham Library

| | | | | |
|-------|--|------|----|--------------|
| 12.00 | Heather J. Adair, Assistant Professor | MS | 2 | Probationary |
| 12.00 | Lisa A. Connor, Assistant Professor | MS | 2 | Probationary |
| 12.00 | Ashley B. Crane, Assistant Professor | MLIS | 2 | Probationary |
| 12.00 | Susan G. Elkins, Assistant Professor | MLIS | 4 | Probationary |
| 12.00 | Michael J. Hanson, Assistant Professor | MLS | 5 | Probationary |
| 12.00 | Soo-Yeon Hwang, Assistant Professor | PHD | 3 | Probationary |
| 12.00 | Stacy H. Johnson, Assistant Professor | MS | 2 | Probationary |
| 12.00 | Dianna L. Kim, Assistant Professor | MS | 3 | Probationary |
| 12.00 | Katherine L. Mueller, Associate Professor | MSLS | 7 | Tenured |
| 12.00 | Teri L. Oparanozie, Assistant Professor | MS | 28 | Tenured |
| 12.00 | Erin E. Owens, Associate Professor | MS | 13 | Tenured |
| 12.00 | Lisa C. Shen, Associate Professor/Director | MLIS | 11 | Tenured |
| 12.00 | Stephen T. Shotwell, Assistant Professor | MS | 4 | Probationary |
| 12.00 | Susan D. Strickland, Associate Professor | MLS | 21 | Tenured |
| 12.00 | Zachary A. Valdes, Associate Professor | MSLS | 8 | Tenured |

- [1] Faculty Development Leave Academic Year 2020-2021 (fall semester only)
- [2] Faculty Development Leave Academic Year 2020-2021 (spring semester only)
- [3] Faculty Development Leave Academic Year 2020-2021 (fall and spring semesters)
- [4] Leave of Absence Academic Year 2020-2021 (fall and spring semesters)

Sul Ross State University

FACULTY PERSONNEL CHANGES

RESIGNATIONS

1. Culver, Tiffany, Associate Professor of Psychology, effective August 31, 2020
2. Simmons, Connor, Lecturer and Assistant Offensive Football Coach, effective March 31, 2020.

RETIREMENTS

1. Gutierrez, Monica, Professor of Education, Education, effective May 31, 2020.
2. Hector, Jim, Associate Professor of Kinesiology, Kinesiology and Human Performance, effective August 31, 2020
3. McAnally, Linda, Lecturer, Business Administration, effective August, 31, 2020.
4. Quiz, Fernando, Professor of Education, Education, effective May 31, 2020.
5. Roman, Dona, Professor of Theatre, FA/Comm, effective May 31, 2020.

LEAVE OF ABSENCE

1. None to report.

NON-REAPPOINTMENTS

1. None to report.

CHANGES IN STATUS

1. Basibuyuk, Oguzhan, Associate Professor of Homeland Security and Criminal Justice to Associate Professor and Chair, Homeland Security and Criminal Justice, effective September 1, 2020.
2. Brown, Angela, Chair and Assistant Professor of Computer Science and Mathematics to Interim Chair and Assistant Professor of Computer Science and Mathematics and Chair of Biology, Geology, and Physical Sciences, effective January 16, 2020
3. Green, William, Interim Chair and Professor of Marketing to Professor of Marketing, effective September 1, 2020.
4. Mrozinski, Richard, Lecturer of Natural Resource Management and Developmental Math, Academic Center for Excellence to Instructor of Natural Resource Management and Developmental Math, Academic Center for Excellence, effective September 1, 2020.
5. Payne, Laura, Professor of Languages and Literature to Interim Assistant Provost of Graduate Studies, effective April 1, 2020.
6. Pendarvis, Deborah, Associate Professor of Accounting to Chair and Associate Professor of Accounting, effective September 1, 2020.
7. Ritzki, Christopher, Chair of Biology, Geology, and Physical Sciences and Professor of Biology to Professor of Biology, effective January 16, 2020.
8. Ware, Liza, Chair and Lecturer of Homeland Security and Criminal Justice to Lecturer of Homeland Security and Criminal Justice, Homeland Security and Criminal Justice, effective September 1, 2020.

PROMOTION TO ASSOCIATE PROFESSOR

1. Davis, Christopher, Assistant Professor of History to Associate Professor of History, Humanities, effective September 1, 2020.
2. Funasaki, Eric T., Assistant Professor of Mathematics with Tenure to Associate Professor of Mathematics and Computer Science with Tenure, effective September 1, 2020.

3. Garcia, Samuel, Assistant Professor of Education to Associate Professor of Education, Education, effective September 1, 2020.
4. Gear, Maria G., Assistant Professor of Education with Tenure to Associate Professor of Education with Tenure, Education, effective September 1, 2020.
5. Graham, Sean, Assistant Professor of Biology with Tenure to Associate Professor of Biology with Tenure, Biology, Geology, and Physical Science, effective September 1, 2020.
6. Leaver, David J., Assistant Professor of Chemistry with Tenure to Associate Professor of Chemistry with Tenure, Biology, Geology, and Physical Science, effective September 1, 2020.
7. Saucedo, Mary Jane, Assistant Professor of Accounting to Associate Professor of Accounting, Business Administration, effective September 1, 2020.
8. Tegarden, Gregory J., Assistant Professor of Studio Art with Tenure to Associate Professor of Studio Art with Tenure, Fine Arts and Communication, effective September 1, 2020.

PROMOTION TO PROFESSOR

1. Basibuyuk, Oguzhan, Associate Professor of Homeland Security and Criminal Justice with Tenure to Professor of Homeland Security and Criminal Justice with Tenure, Homeland Security and Criminal Justice, effective September 1, 2020.

TENURE

1. Basibuyuk, Oguzhan, Professor, Homeland Security and Criminal Justice, effective September 1, 2020.
2. Bhattacharjee, Anirban, Associate Professor of Physics, Biology, Geology, and Physical Science, effective September 1, 2020.
3. Funasaki, Eric T., Associate Professor of Mathematics, Mathematics and Computer Science, effective September 1, 2020.
4. Gear, Maria G., Associate Professor of Education, Education, effective September 1, 2020.
5. Graham, Sean, Associate Professor of Biology, Biology, Geology, and Physical Science, effective September 1, 2020.
6. Leaver, David, J., Associate Professor of Chemistry, Biology, Geology, and Physical Science, effective September 1, 2020.
7. Tegarden, Gregory J., Associate Professor of Studio Art, Fine Arts and Communication, effective September 1, 2020.

TERMINAL CONTRACTS

1. None to report.

FACULTY APPOINTMENTS, New (N) and Renewal (R)

| NAME | DEG | RANK | DEPARTMENT | %FTE | SALARY | PERIOD |
|--|----------------|-----------------------|--------------------|------|------------|------------------|
| COLLEGE OF AGRICULTURAL & NATURAL RESOURCE SCIENCES | | | | | | |
| N Allen, John | M.B.A. | Lecturer | Indus. Tech. | 40% | \$4,260 | Spring 2020 |
| R Crawford, Larry | M.S. | Lecturer | Indus. Tech. | 20% | \$2,130 | Spring 2020 |
| R Low, Jimmy | M.A. | Lecturer | Indus. Tech. | 20% | \$2,130 | Spring 2020 |
| R Medina Nava, Carolina | M.S. B.A.A. | Lecturer | Indus. Tech. | 20% | \$2,130 | Summer I 2020 |
| R Nixon, Keith | S | Lecturer | Indus. Tech. | 20% | \$2,130 | Spring 2020 |
| N Sanders, Corey | B.S. | Lecturer | Indus. Tech. | 20% | \$2,130 | Spring 2020 |
| COLLEGE OF ARTS & SCIENCES | | | | | | |
| R Alsaeed, Ibrahim | Ph.D. | Lecturer | Behav&Soc Sci. | 20% | \$2,130 | Spring 2020 |
| R Barrientes, Benjamin | M.A./ J.D. | Lecturer | Behav&Soc Sci. | 20% | \$2,130 | Spring 2020 |
| R Bennack, Steven | M.A. | Lecturer | FA/Comm | 89% | \$9,698.60 | Spring 2020 |
| R Breuvar, Valerie | M.F.A. | Lecturer | FA/Comm | 20% | \$2,130 | Spring 2020 |
| R Curtain, Richard | M.A. | Lecturer | FA/Comm | 40% | \$4,260 | Spring 2020 |
| R Giles, Anthony | M.S. | Lecturer | Bio/Geo/PhysSci | 13% | \$1,320 | Spring 2020 |
| R Gluck, Martha | M.Ed. | Lecturer | FA/Comm | 20% | \$2,130 | Spring 2020 |
| R Green, Julia | M.S. | Lecturer | Bio/Geo/PhysSci | 60% | \$4,970 | Spring 2020 |
| R Hernandez, Thomas | M.S. | Lecturer | Bio/Geo/PhysSci | 13% | \$1,320 | Spring 2020 |
| R Hilscher, Anne Marie | M.S. | Lecturer | AcadCent.Excel | 40% | \$4,260 | Spring 2020 |
| R Kim, Keonho | Ph.D. | Lecturer | Bio/Geo/PhysSci | 13% | \$1,370 | Spring 2020 |
| R Powell, Albert | Ph.D. | Professor Emeritus | Bio/Geo/PhysSci | 100% | \$6,729 | Spring 2020 |
| R Rohr, David | Ph.D. | Professor Emeritus | Bio/Geo/PhysSci | 20% | \$2,130 | Spring 2020 |
| R Sawyer, Jay | M.F.A. | Asst. Professor | FA/Comm | 20% | \$2,130 | Spring 2020 |
| R Scown, Barbara | M.S. | Lecturer | Bio/Geo/PhysSci | 27% | \$2,840 | Spring 2020 |
| R Sims, Cindy | M.F.A. | Lecturer | FA/Comm | 20% | \$2,130 | Spring 2020 |
| R Smietana, John | M.A. | Lecturer | Behav&Soc Sci. | 40% | \$4,260 | Spring 2020 |
| COLLEGE OF EDUCATION AND PROFESSIONAL STUDIES | | | | | | |
| R Ahumada Medlin, Irene | M.Ed. | Lecturer | Education | 20% | \$2,130 | Spring 2020 |
| R Atkinson, Arleene | M.S. | Lecturer | Home. Sec. & CJ | 20% | \$2,130 | Spring 2020 |

| | | | | | | | |
|---|--------------------------------------|--------|-----------|---------------------------------------|-----|---------|------------------|
| R | Barak, Shaun | M.S. | Lecturer | Home. Sec. & CJ | 40% | \$4,260 | Spring 2020 |
| R | Coleman, Shirley | M.Ed. | Lecturer | Education | 25% | \$2,400 | Spring 2020 |
| R | Coleman, Shirley | M.Ed. | Lecturer | Education | 4% | \$ 426 | Summer I 2020 |
| R | Fattorini- Vasquez, Concepcion | M.Ed. | Lecturer | Education | 20% | \$2,130 | Spring 2020 |
| R | Fox, Caroline | M.Ed. | Lecturer | Education | 40% | \$4,260 | Spring 2020 |
| R | Garcia, Rebecca | M.Ed. | Lecturer | Education | 40% | \$4,260 | Spring 2020 |
| R | Harbison, Beth | M.A. | Lecturer | Education | 14% | \$1,278 | Spring 2020 |
| R | Hayes, Ronda | M.Ed. | Lecturer | Education | 40% | \$4,260 | Spring 2020 |
| R | Maestas, Alonzo | M.S. | Lecturer | Kinesiology & Human Performance | 40% | \$4,260 | Spring 2020 |
| R | Maestas, Alonzo | M.S. | Lecturer | Kinesiology & Human Performance | 20% | \$2,130 | Summer I 2020 |
| R | Marett, Pamela | Ph.D. | Professor | Business Administration | 40% | \$4,260 | Spring 2020 |
| R | Medallin, Raul | M.Ed. | Lecturer | Education | 20% | \$2,130 | Spring 2020 |
| R | Nussbaum, Clark | M.B.A. | Lecturer | Business Administration | 40% | \$4,260 | Spring 2020 |
| R | Olive, Tamara | Ph.D. | Lecturer | Education | 40% | \$4,260 | Spring 2020 |
| R | Quibodeaux, Lisa | Ph.D. | Lecturer | Home. Sec. & CJ | 40% | \$4,260 | Spring 2020 |
| R | Rogers, Kimra | M.Ed. | Lecturer | Education | 20% | \$2,130 | Spring 2020 |
| R | Schwartz- Grisham, Mary | LPC | Lecturer | Education | 20% | \$2,130 | Spring 2020 |
| R | Wallace, Paula | Ph.D. | Lecturer | Education | 60% | \$6,390 | Spring 2020 |
| R | Wallace, Paula | Ph.D. | Lecturer | Education | 20% | \$2,130 | Summer I 2020 |
| R | Wassermann, Heidi | M.S. | Lecturer | Education | 20% | \$2,130 | Spring 2020 |
| R | Waters, Ellen | M.Ed. | Lecturer | Education | 20% | \$2,130 | Spring 2020 |
| R | Wickersham-Fish, Leah | Ph.D. | Lecturer | Education | 40% | \$4,260 | Spring 2020 |

DEL RIO, EAGLE PASS, AND UVALDE CAMPUSES

| | | | | | | | |
|---|------------------------------|--------|-----------|-------------------------------------|-----|---------|------------------|
| R | Baulch, Clay | Ed.D. | Professor | Education | 20% | \$2,130 | Spring 2020 |
| R | Baulch, Clay | Ed.D. | Professor | Education | 20% | \$2,130 | Summer I 2020 |
| R | Carbonel-Mason, Wilhemina | M.S.N. | Lecturer | Natural & Behavioral Sciences | 40% | \$4,260 | Summer I 2020 |

| | | | | | | | |
|---|-------------------|--------|-----------|-------------------------------|-----|----------|---------------|
| R | Carson, Terry | Ph.D. | Professor | Business Administration | 50% | \$42,782 | Spring 2020 |
| R | Davis, Richard | M.S. | Lecturer | Natural & Behavioral Sciences | 40% | \$4,260 | Spring 2020 |
| R | Davis, Richard | M.S. | Lecturer | Natural & Behavioral Sciences | 40% | \$4,260 | Summer I 2020 |
| R | De La Cruz, Amado | M.Ed. | Lecturer | Education | 40% | \$4,260 | Spring 2020 |
| R | Gonzalez, Sergio | J.D. | Lecturer | Natural & Behavioral Sciences | 40% | \$4,260 | Spring 2020 |
| R | Gonzalez, Sergio | J.D. | Lecturer | Natural & Behavioral Sciences | 40% | \$4,260 | Summer I 2020 |
| R | Lockhart, Lora L | M.S.N. | Lecturer | Natural & Behavioral Sciences | 40% | \$4,260 | Summer I 2020 |
| R | Nunley, Barbara | M.S. | Lecturer | Business Administration | 20% | \$2,130 | Spring 2020 |
| R | Ragsdale, Keith | M.S.N. | Lecturer | Natural & Behavioral Sciences | 40% | \$4,260 | Spring 2020 |
| R | Roethler, Jeremy | Ph.D. | Lecturer | Humanities | 20% | \$2,130 | Spring 2020 |

Sul Ross State University

CONTINUING ADMINISTRATION AND FACULTY 2020-2021:

| <u>Months</u> | <u>Name</u> | <u>Rank</u> | <u>Degree</u> | <u>Tenure</u> | <u>Exp</u> |
|--|--|-------------|---------------|---------------|------------|
| ADMINISTRATION | | | | | |
| 12 | Pete P. Gallego, President | | J.D./ B.A. | | 1 |
| 12 | Leo G. Dominguez, Vice President for University Services and Dean of Students | | M.A. | | 27 |
| 12 | David Gibson, Assistant Vice President for Information Technology | | M.S. | | 8 |
| 12 | Jeanne Qvarnstrom, Assistant Vice President for Institutional Effectiveness and Associate Professor of Education | Assoc. Prof | Ed.D. | Yes | 9 |
| 12 | Robert J. Kinucan, Executive Vice President & Provost and Professor of Natural Resource Management | Professor | Ph.D. | Yes | 33 |
| 12 | Robert Muñoz, Vice President of Rio Grande College | | Ph.D. | | 1 |
| 12 | Matthew S. Moore, Vice President for Enrollment Management | | Ph.D. | | 1 |
| 12 | Yvonne Realivasquez, Assistant Vice President of Administration & Development | | Ed.D. | | 16 |
| FACULTY | | | | | |
| COLLEGE OF AGRICULTURAL AND NATURAL RESOURCE SCIENCES | | | | | |
| Animal Science | | | | | |
| 9 | Jamie Boyd, Chair | Asst. Prof | Ph.D. | | 5 |
| 9 | Scott A. Ericsson | Professor | Ph.D. | Yes | 29 |
| 9 | Persephone Greco-Otto | Asst. Prof | Ph.D. | | 1 |
| 9 | DeMetris Reed | Asst. Prof | Ph.D. | | 2 |
| 9 | Dexter Wakefield | Assoc. Prof | Ph.D. | | 2 |
| Industrial Technology | | | | | |
| 9 | Eric Busby, Chair | Asst. Prof | Ph.D. | | 2 |
| Natural Resource Management | | | | | |
| 12 | Bonnie J. Warnock, Dean of ANRS and Professor of NRM | Professor | Ph.D. | Yes | 21 |
| 9 | Ryan Luna, Chair | Assoc. Prof | Ph.D. | Yes | 8 |
| 9 | Carlos Gonzalez-Gonzalez | Asst. Prof | Ph.D. | | 1 |
| 12 | Louis A. Harveson, Dir. of BRI | Professor | Ph.D. | Yes | 23 |
| 9 | Patricia M. Harveson | Professor | Ph.D. | Yes | 14 |
| 9 | Richard Mrozinski | Instructor | M.S. | | 2 |

COLLEGE OF ARTS AND SCIENCES

Academic Center for Excellence

| | | | | | |
|---|--|-----------|-------|-----|----|
| 9 | Kathy Stein, Chair | Professor | Ed.D. | Yes | 13 |
| 9 | Sandra S. Chambers, Associate Athletic Director and Compliance Officer | Lecturer | M.Ed. | | 14 |
| 9 | Christopher Garcia | Lecturer | M.A. | | 15 |
| 9 | Alex Hardison | Lecturer | B.S. | | 8 |
| 9 | Elba Lamar | Lecturer | M.S. | | 1 |
| 9 | Cynthia McAlister | Lecturer | M.S. | | 5 |
| 9 | Julie Vega | Lecturer | M.A. | | 22 |

Behavioral and Social Sciences

| | | | | | |
|----|---|------------|--------|-----|----|
| 12 | James W. Downing, Dean of Arts and Sciences and Professor of Psychology | Professor | Ph.D. | Yes | 29 |
| 9 | Mark S. Saka, Chair | Professor | Ph.D. | Yes | 26 |
| 9 | Jimmy Case | Professor | Ph.D. | Yes | 40 |
| 9 | Kendra Dehart | Asst. Prof | Ph.D. | | 5 |
| 9 | Bibiana Gutierrez | Asst. Prof | Ph.D. | Yes | 6 |
| 9 | Alicia Trotman | Asst. Prof | Ph.D. | | 4 |
| 9 | Savannah Williamson | Asst. Prof | Ph.D. | | 4 |
| 9 | Jessica Velasco | Asst. Prof | D.P.A. | | 2 |

Biology, Geology and Physical Sciences

| | | | | | |
|---|-----------------------|-------------|-------|-----|----|
| 9 | Anirban Bhattacharjee | Asst. Prof | Ph.D. | Yes | 7 |
| 9 | Hong Young Chang | Asst. Prof | Ph.D. | | 1 |
| 9 | Crystal Graham | Asst. Prof | Ph.D. | | 5 |
| 9 | Sean Graham | Assoc. Prof | Ph.D. | Yes | 7 |
| 9 | Jessica Kelsch | Lecturer | M.S. | | 7 |
| 9 | David Leaver | Assoc. Prof | Ph.D. | Yes | 7 |
| 9 | Elizabeth A. Measures | Professor | Ph.D. | Yes | 24 |
| 9 | Christopher M. Ritzi | Professor | Ph.D. | Yes | 17 |
| 9 | Thomas Shiller | Asst. Prof | Ph.D. | | 3 |
| 9 | Kevin M. Urbanczyk | Professor | Ph.D. | Yes | 30 |
| 9 | James C. Zech | Professor | Ph.D. | Yes | 28 |

Computer Science and Mathematics

| | | | | | |
|---|---|-------------|-------|-----|----|
| 9 | Angela Brown, Chair | Assoc. Prof | Ph.D. | Yes | 9 |
| 9 | Eric Funasaki, Strategic Plan Coordinator | Assoc. Prof | Ph.D. | Yes | 10 |
| 9 | Thea Glenn | Lecturer | M.S. | | 3 |
| 9 | Kris D. Jorgenson | Professor | Ph.D. | Yes | 17 |
| 9 | Marina Kimball | Lecturer | M.S. | | 6 |

Fine Arts and Communication

| | | | | | |
|---|-----------------------|-------------|--------|-----|----|
| 9 | Marjorie Scott, Chair | Asst. Prof | M.F.A. | | 6 |
| 9 | Andrew Alegria | Asst. Prof | Ph.D. | | 3 |
| 9 | Carolyn Barrientes | Asst. Prof | M.F.A. | | 4 |
| 9 | Avram C. Dumitrescu | Assoc. Prof | M.A.A. | Yes | 9 |
| 9 | Carol H. Fairlie | Professor | M.F.A. | Yes | 25 |
| 9 | Karrin Ford | Assoc. Prof | Ph.D. | Yes | 6 |
| 9 | Alex Ross Fleming | Assoc. Prof | M.F.A. | | 2 |

| | | | | | |
|---|-------------------------|-------------|--------|-----|----|
| 9 | Eva Gill | Asst. Prof | Ph.D. | | 1 |
| 9 | Jeffrey Meyer | Asst. Prof | Ph.D. | | 6 |
| 9 | Bret Scott | Assoc. Prof | M.F.A. | Yes | 8 |
| 9 | Stanley Standly | Lecturer | M.L.A. | | 5 |
| 9 | Gregory Tegarden | Assoc. Prof | M.F.A. | Yes | 7 |
| 9 | Mary Elizabeth Thompson | Asst. Prof | Ph.D. | | 6 |
| 9 | Joseph Velasco | Assoc. Prof | Ph.D. | Yes | 10 |

Languages and Literature

| | | | | | |
|---|---|-------------|-------|-----|----|
| 9 | Laura Payne, Interim Dean of Graduate Studies, Chair and Professor of English | Professor | Ph.D. | Yes | 16 |
| 9 | Rosemary Briseno | Asst. Prof | Ph.D. | Yes | 8 |
| 9 | Theron Francis | Assoc. Prof | Ph.D. | Yes | 8 |
| 9 | Ilda N. Gonzales | Lecturer | M.A. | | 14 |
| 9 | Ian Peddie | Assoc. Prof | Ph.D. | Yes | 6 |
| 9 | Francine R. Richter | Assoc. Prof | Ph.D. | Yes | 27 |
| 9 | Susan Spring | Lecturer | M.A. | | 8 |
| 9 | Filemon Zamora | Assoc. Prof | Ph.D. | Yes | 10 |

Nursing

| | | | | | |
|----|-------------------------|-------------|-------|--|---|
| 12 | Geraldine Goosen, Chair | Assoc. Prof | Ph.D. | | 2 |
|----|-------------------------|-------------|-------|--|---|

COLLEGE OF EDUCATION AND PROFESSIONAL STUDIES

Business Administration

| | | | | | |
|---|--------------------------|-------------|--------|-----|----|
| 9 | Deborah Pendarvis, Chair | Assoc. Prof | C.P.A. | | 1 |
| 9 | William C. Green | Professor | Ph.D. | Yes | 27 |
| 9 | Clark Nussbaum | Lecturer | M.B.A. | | 1 |
| 9 | Gregory Roof | Asst. Prof | Ph.D. | | 1 |

Homeland Security and Criminal Justice

| | | | | | |
|---|--------------------------|------------|-------|-----|---|
| 9 | Oguzhan Basibuyuk, Chair | Professor | Ph.D. | Yes | 2 |
| 9 | Ismail Gunes | Asst. Prof | Ph.D. | | 2 |
| 9 | Liza Ware | Lecturer | M.S. | | 8 |

Education

| | | | | | |
|---|--|-------------|-------|-----|----|
| 9 | Barbara Tucker, Dean of Professional Studies, Chair and Associate Professor of Education | Assoc. Prof | Ph.D. | Yes | 10 |
| 9 | Ronda Hayes | Instructor | M.Ed. | | 2 |
| 9 | Jennifer Miller | Asst. Prof | Ph.D. | | 2 |
| 9 | Isela Pena | Instructor | M.Ed. | | 2 |
| 9 | Galen Privitt | Professor | Ed.D. | Yes | 9 |
| 9 | Diana Rodriguez, Director of Teacher Education | Instructor | M.A. | | 7 |
| 9 | Rebecca Ann Schlosser | Professor | Ed.D. | Yes | 15 |
| 9 | Glenn Short | Lecturer | M.Ed. | | 6 |
| 9 | Nathaniel Smith | Instructor | M.S. | | 2 |
| 9 | Lisa Sousa | Asst. Prof | Ed.D. | | 2 |

Kinesiology and Human Performance

| | | | | | |
|---|----------------------------|------------|-------|--|---|
| 9 | Christopher Herrera, Chair | Asst. Prof | Ph.D. | | 6 |
| 9 | Logan Frey | Lecturer | M.S. | | 3 |
| 9 | Billy Jack Ray | Asst. Prof | Ed.D. | | 5 |

DEL RIO, EAGLE PASS, AND UVALDE CAMPUSES

Business Administration

| | | | | | |
|---|---------------------|-------------|--------|-----|----|
| 9 | Edison Moura, Chair | Professor | D.B.A. | Yes | 14 |
| 9 | Efrain Adames | Assoc. Prof | M.P.A. | Yes | 18 |
| 9 | Thomas Matula | Professor | Ph.D. | Yes | 5 |
| 9 | Mary Jane Saucedo | Assoc. Prof | Ph.D. | Yes | 6 |

Education

| | | | | | |
|---|--------------------------|-------------|-------|-----|----|
| 9 | Miriam Muñiz-Quiz, Chair | Professor | Ph.D. | Yes | 21 |
| 9 | Samuel Garcia | Professor | Ph.D. | | 6 |
| 9 | Maria G. Gear | Assoc. Prof | Ed.D. | Yes | 7 |
| 9 | Todd T. Russell | Professor | Ph.D. | Yes | 23 |
| 9 | Gina Stocks | Assoc. Prof | Ph.D. | Yes | 13 |
| 9 | Jesse Salazar | Asst. Prof | J.D. | | 1 |
| 9 | Christopher Tresslar | Asst. Prof | Ph.D. | | 2 |
| 9 | Timothy L.-Y. Wilson | Professor | Ed.D. | Yes | 28 |

Humanities

| | | | | | |
|---|----------------------------|-------------|-------|-----|----|
| 9 | Sarah Roche-Moreman, Chair | Professor | Ph.D. | Yes | 22 |
| 9 | Ana Acevedo | Asst. Prof | Ph.D. | | 6 |
| 9 | Christopher Davis | Assoc. Prof | Ph.D. | | 6 |
| 9 | Jorge A. Hernandez | Professor | Ph.D. | Yes | 24 |
| 9 | Verónica Méndez Maqueo | Professor | Ph.D. | Yes | 4 |
| 9 | Audrey Taylor | Asst. Prof | Ph.D. | | 2 |

Natural and Behavioral Sciences

| | | | | | |
|---|---|-------------|-------|-----|----|
| 9 | Patricia Nicosia, Interim Dean of Rio Grande College and Professor of Mathematics | Professor | Ph.D. | Yes | 19 |
| 9 | Daniel H. Foley III, Interim Chair | Professor | Ph.D. | Yes | 18 |
| 9 | Michael Ortiz | Assoc. Prof | Ph.D. | | 12 |
| 9 | Martin Urbina | Professor | Ph.D. | Yes | 12 |
| 9 | Wesley D. Wynne | Professor | Ph.D. | Yes | 18 |

Texas State University

FACULTY PERSONNEL CHANGES

CHANGES IN STATUS

1. Alley, Debbie R., from Chair and Professor, Theatre and Dance, to Professor, Theatre and Dance, effective September 1, 2020.
2. Becerra, Enrique P., from Interim Chair and Professor, Marketing, to Chair and Professor, Marketing, effective January 16, 2020.
3. Brooks, Matthew S., from Director and Professor, Health Administration, and Associate Dean, College of Health Professions, to Professor, Health Administration, and Associate Dean, College of Health Professions, effective June 1, 2020.
4. Booth, Chad, from Interim Director, Ingram School of Engineering, Associate Professor, Chemistry and Biochemistry, and Associate Dean, College of Science and Engineering, to Professor, Chemistry and Biochemistry and Associate Dean, College of Science and Engineering, effective August 1, 2020.
5. Clark, Thomas S., Director and Professor, Music, to Professor, Music, effective September 1, 2020.
6. Hamilton, Michelle, Professor, Health and Human Performance, and Director, Center for P-16 Initiatives, to Professor, Health and Human Performance, effective September 1, 2020.
7. Helgson, Jeffrey L., from Associate Professor, History, to Chair and Associate Professor, History, effective September 1, 2020.
8. Holschuh, Jodi P., from Chair and Professor, Curriculum and Instruction, to Professor, Curriculum and Instruction and Assistant Dean, College of Education, effective July 15, 2020.
9. Jimenez, Jesus, from Professor, Ingram School of Engineering, to Interim Director and Professor, Ingram School of Engineering, effective August 1, 2020.
10. Kruse, Clemens S., from Associate Professor, Health Administration, to Director and Associate Professor, Health Administration, effective June 1, 2020.
11. Lasser, Jon S., Professor, Counseling, Leadership, Adult Education, and School Psychology, and Associate Dean, College of Education, to Professor, Counseling, Leadership, Adult Education, and School Psychology, effective September 1, 2020.
12. Maines, Sarah, from Associate Professor, Theatre and Dance, to Interim Chair and Professor, Theatre and Dance, effective September 1, 2020.
13. Martin, Joey, from Professor, Music, and Associate Dean, College of Fine Arts and Communication, to Interim Director and Professor, Music and Associate Dean, College of Fine Arts and Communication, effective September 1, 2020.
14. Murphy, Angela F., from Chair and Professor, History, to Professor, History, effective September 1, 2020.
15. Smart, Denise T., from Dean, McCoy College of Business Administration, to Professor, Marketing, effective September 1, 2020.

LEAVE OF ABSENCE

1. Beall, Gary W., Regents' Professor, Chemistry and Biochemistry, effective Fall 2020 and Spring 2021.
2. Felson, Marcus K., Professor, Criminal Justice, effective Fall 2020.
3. Johnson, Ronald A., Associate Professor, History, effective Fall 2020 and Spring 2021.
4. Thickstun, Thomas L., Professor, Mathematics, effective Fall 2020 and Spring 2021.

RESIGNATION

1. Ballinger, Thomas, Assistant Professor, Geography, effective January 15, 2020.
2. Hayashi, Kaoru, Assistant Professor, World Languages and Literatures, effective February 29, 2020.
3. Jennings, Wesley G., Professor, Criminal Justice, effective August 31, 2020.
4. Litchke, Lyn G., Associate Professor, Health and Human Performance, effective May 31, 2020.
5. Lu, Yijuan, Associate Professor, Computer Science, effective May 31, 2020.
6. Shang, Chenguang, Assistant Professor, Finance and Economics, effective May 31, 2020.
7. Wang, Kaipeng, Assistant Professor, Social Work, effective May 31, 2020.
8. Weaver, Russell C., Associate Professor, Geography, effective August 31, 2020.
9. Yoon, Hyunwoo, Assistant Professor, Social Work, effective May 31, 2020.

RETIREMENT

1. Cagniard, Pierre F., Associate Professor, History, effective May 31, 2020.
2. Davis, John M., Professor, Psychology, effective May 31, 2020.
3. Habingreither, Robert B., Professor, Engineering Technology, effective August 31, 2021.
4. Kacmar, Karen M., Professor, Management, effective December 31, 2020.
5. Mogab, John W., Professor, Finance and Economics, effective August 31, 2020.
6. Payne, Emily M., Associate Professor, Curriculum and Instruction, effective August 31, 2020.
7. Sanders, Donald E., Professor, Finance and Economics, effective May 31, 2020.
8. Temponi, Cecilia C., Professor, Management, effective May 31, 2020.

APPOINTMENT OF RELATIVES

1. Forstner, Michael R., Regents' Professor of Biology and David J. Stout, Program Faculty of Biology.
2. Holschuh, Jodi P., Professor of Curriculum and Instruction and Douglas R. Holschuh, Senior Lecturer of Curriculum and Instruction.
3. Holtz, Mark W., Chair and Professor of Physics and University Chair in the Materials Science, Engineering, and Commercialization Program and Susan L. Holtz, Senior Lecturer of Physics.
4. Jones, Shayne E., Professor of Criminal Justice and Angela M. Jones, Assistant Professor of Criminal Justice.
5. Smart, Denise T., Dean of the McCoy College of Business Administration and Dennis L. Smart, Associate Professor of Management.
6. Smith, Patrick H., Professor of Curriculum and Instruction and Luz A. Murillo Benjumea, Associate Professor of Curriculum and Instruction.
7. Thorne, Debbie M., Associate Provost and Floyd F. Quinn, Assistant Professor of Practice of Management.
8. Timmerman, Charles Erik, Chair and Professor of Communication Studies and Lindsay M. Timmerman, Associate Professor of Communication Studies.
9. Vandiver, Donna, Professor of Criminal Justice and Associate Dean of the College of Applied Arts and Stafford, Mark C., Professor of Criminal Justice.
10. Warshauer, Max L., Regents' Professor of Mathematics and Director of Texas Mathworks and Hiroko K. Warshauer, Associate Professor of Mathematics.
11. Watkins, Ann L., Chair and Professor of Accounting and Charles K. Kebodeaux, Clinical Assistant Professor of Accounting.
12. Wescott, Daniel J., Professor of Anthropology and Deborah L. Cunningham, Lecturer of Anthropology.
13. Wilson, Steven M., Professor of English and Nancy A. Wilson, Associate Professor of English.
14. Yan, Yan, Assistant Professor of Computer Science and Gaowen Liu, Postdoctoral Research Associate of Computer Science.

APPOINTMENT WITH TENURE

1. Hossain, Zahid, Associate Professor of Engineering, effective September 1, 2020.
2. Hwang, Sangchul, Associate Professor of Engineering, effective September 1, 2020.

CONTINUING FACULTY 2019-2020

| <u>NAME</u> | <u>RANK</u> | <u>DEGREE</u> | <u>TENURE</u> | <u>EXP.</u> |
|--|--------------------|----------------------|----------------------|--------------------|
| COLLEGE OF APPLIED ARTS | | | | |
| Department of Agricultural Sciences | | | | |
| Dey, Madan M. Chair | Professor | Ph.D. | Yes | 4 |
| Angirasa, Aditi | Professor | Ph.D. | Yes | 30 |
| Cade, Tina | Professor | Ph.D. | Yes | 19 |
| Morrish, Douglas G. | Professor | Ph.D. | Yes | 15 |
| Richardson, C. Reed | Professor | Ph.D. | Yes | 14 |
| Mix, Kenneth D. | Assoc. Professor | Ph.D. | Yes | 9 |

| | | | | |
|-----------------------------|-----------------|-------|--|---|
| Anderson, Ryan G. | Asst. Professor | Ph.D. | | 1 |
| Benavides, Elizabeth A. | Asst. Professor | Ph.D. | | 5 |
| Drewery, Merritt L. | Asst. Professor | Ph.D. | | 1 |
| Liu, Xiangping | Asst. Professor | Ph.D. | | 1 |
| Omana Sudhakaran, Pratheesh | Asst. Professor | Ph.D. | | 2 |
| Wagner, Nicole C. | Asst. Professor | Ph.D. | | 6 |

School of Criminal Justice

| | | | | |
|--------------------------------|------------------|-------|-----|----|
| Sellers, Christine Director | Professor | Ph.D. | Yes | 7 |
| Blair, John P. | Professor | Ph.D. | Yes | 13 |
| Chamlin, Mitchell | Professor | Ph.D. | Yes | 10 |
| Felson, Marcus K. | Professor | Ph.D. | Yes | 9½ |
| Jamieson, Jay D. | Professor | Ph.D. | Yes | 34 |
| Jennings, Wesley G. | Professor | Ph.D. | Yes | 3 |
| Jones, Shayne E. | Professor | Ph.D. | Yes | 5 |
| Mijares, Tomas C. | Professor | Ph.D. | Yes | 30 |
| Mullins, Wayman C. | Professor | Ph.D. | Yes | 36 |
| Perkins, David B. | Professor | J.D. | Yes | 32 |
| Rossmo, Kim | Professor | Ph.D. | Yes | 17 |
| Stafford, Mark C. | Professor | Ph.D. | Yes | 12 |
| Stone, William E. | Professor | Ph.D. | Yes | 39 |
| Vandiver, Donna | Professor | Ph.D. | Yes | 13 |
| Withrow, Brian L. | Professor | Ph.D. | Yes | 11 |
| Bowman, Scott W. | Assoc. Professor | Ph.D. | Yes | 14 |
| Summers Rodriguez, Lucia S. | Assoc. Professor | Ph.D. | Yes | 7 |
| Vasquez, Bob E. | Assoc. Professor | Ph.D. | Yes | 11 |
| Arnio, Ashley N. | Asst. Professor | Ph.D. | | 5 |
| Hewitt, Ashley N. | Asst. Professor | Ph.D. | | 3 |
| Jones, Angela M. | Asst. Professor | Ph.D. | | 4 |
| Roche, Sean P. | Asst. Professor | Ph.D. | | 3 |
| Supancic, P. Michael | Asst. Professor | Ph.D. | Yes | 25 |
| Vaughan, Adam D. | Asst. Professor | Ph.D. | | 2 |

School of Family and Consumer Sciences

| | | | | |
|-------------------------------|------------------|-------|-----|-----|
| Behnke, Andrew O. Director | Professor | Ph.D. | Yes | 1½ |
| Hustvedt, Gwendolyn | Professor | Ph.D. | Yes | 14 |
| Crixell, Sylvia L. | Professor | Ph.D. | Yes | 29½ |
| Ahn, Mira | Assoc. Professor | Ph.D. | Yes | 12 |
| Alfaro, Edna C. | Assoc. Professor | Ph.D. | Yes | 7 |
| Biediger-Friedman, Lesli | Assoc. Professor | Ph.D. | Yes | 8 |
| Blunk, Elizabeth M. | Assoc. Professor | Ph.D. | Yes | 34 |
| Davis, Kimberlee | Assoc. Professor | Ph.D. | Yes | 13 |
| Hegde Niezgodha, Asha Latha | Assoc. Professor | Ph.D. | Yes | 19 |
| Kang, Jiyun | Assoc. Professor | Ph.D. | Yes | 10 |
| Lane, Michelle A. | Assoc. Professor | Ph.D. | Yes | 12 |
| Alaswad, Zina N. | Asst. Professor | Ph.D. | | 1 |

| | | | | |
|---------------------------|-----------------|--------|--|----|
| Bishop, Nicholas J. | Asst. Professor | Ph.D. | | 4 |
| Goble, Priscilla | Asst. Professor | Ph.D. | | 4 |
| Green-Pimentel, Leslie E. | Asst. Professor | Ph.D. | | 1 |
| Johnson, Cassandra M. | Asst. Professor | Ph.D. | | 2 |
| Perez-Brena, Norma J. | Asst. Professor | Ph.D. | | 5½ |
| Salcedo, Ramona | Asst. Professor | Ph.D. | | 6½ |
| Shen, Yishan | Asst. Professor | Ph.D. | | 4 |
| Urquhart, Sarah M. | Asst. Professor | M.F.A. | | 4 |
| Zhu, Jie | Asst. Professor | Ph.D. | | 1 |

Department of Occupational, Workforce, and Leadership Studies

| | | | | |
|--------------------------|------------------|-------|-----|----|
| Biggs, Mary Jo Chair | Professor | Ph.D. | Yes | 16 |
| Boden, Carrie J. | Professor | Ph.D. | Yes | 8 |
| Lopez, Omar S. | Assoc. Professor | Ph.D. | Yes | 11 |
| Ashford, Shetay N. | Asst. Professor | Ph.D. | | 4 |
| Cherrstrom, Catherine A. | Asst. Professor | Ph.D. | | 5 |
| Singh, Shailendra M. | Asst. Professor | Ph.D. | | 2 |

School of Social Work

| | | | | |
|----------------------------------|------------------|--------|-----|----|
| Ausbrooks, Angela R. Director | Assoc. Professor | Ph.D. | Yes | 20 |
| Hawkins, Catherine A. | Professor | Ph.D. | Yes | 29 |
| Selber, Katherine | Professor | Ph.D. | Yes | 23 |
| Benton, Amy D. | Assoc. Professor | Ph.D. | Yes | 14 |
| Norton, Christine L. | Assoc. Professor | Ph.D. | Yes | 12 |
| Smith, Kenneth S. | Assoc. Professor | Ph.D. | Yes | 8 |
| Travis, Jr., Raphael | Assoc. Professor | D.P.H. | Yes | 13 |
| Choi, Mi Jin | Asst. Professor | Ph.D. | | 2 |
| Kim, Eun Hae | Asst. Professor | Ph.D. | | 3 |
| Kim, Jangmin | Asst. Professor | Ph.D. | | 3 |
| Morley, Richard H. | Asst. Professor | Ph.D. | | 13 |
| Nason, Erica E. | Asst. Professor | Ph.D. | | 3 |
| Trahan, Mark H. | Asst. Professor | Ph.D. | | 5 |
| Vanegas, Sandra B. | Asst. Professor | Ph.D. | | 2½ |

**MCCOY COLLEGE OF BUSINESS
ADMINISTRATION**

Department of Accounting

| | | | | |
|--------------------------|------------------|-------|-----|-----|
| Watkins, Ann L. Chair | Professor | Ph.D. | Yes | 8 |
| Rutledge, Robert W. | Professor | Ph.D. | Yes | 19½ |
| Campbell, Linda J. | Assoc. Professor | Ph.D. | Yes | 11 |
| Cannon, Nathan H. | Assoc. Professor | Ph.D. | Yes | 7 |
| Martin, Kasey | Assoc. Professor | Ph.D. | Yes | 11 |
| Pizzini, Wilhelmina | Assoc. Professor | Ph.D. | Yes | 6 |

| | | | | |
|--------------------|-----------------|-------|--|---|
| Brewster, Billy E. | Asst. Professor | Ph.D. | | 3 |
| Guragai, Binod | Asst. Professor | Ph.D. | | 1 |
| Henke, Trent S. | Asst. Professor | Ph.D. | | 3 |
| Sterin, Mikhail | Asst. Professor | Ph.D. | | 1 |
| Wang, Yangmei | Asst. Professor | Ph.D. | | 1 |
| Young, Glen M. | Asst. Professor | Ph.D. | | 3 |
| Young, Randall F. | Asst. Professor | Ph.D. | | 6 |

Department of CIS and Quantitative Methods

| | | | | |
|------------------------|------------------|-------|-----|-----|
| Long, Ju Chair | Assoc. Professor | Ph.D. | Yes | 16 |
| Mehta, Mayur R. | Professor | Ph.D. | Yes | 38½ |
| Mendez, Francis A. | Professor | Ph.D. | Yes | 15 |
| Shah, Jaymeen | Professor | Ph.D. | Yes | 18 |
| Shah, Vivek P. | Professor | Ph.D. | Yes | 35½ |
| Ekin, Tahir | Assoc. Professor | Ph.D. | Yes | 8 |
| Lee, Hsun Ming | Assoc. Professor | Ph.D. | Yes | 16 |
| Musal, Rasim M. | Assoc. Professor | Ph.D. | Yes | 11 |
| Sivitanides, Marcos P. | Assoc. Professor | Ph.D. | Yes | 31 |
| Visinescu, Lucian L. | Assoc. Professor | Ph.D. | Yes | 7 |
| White, Garry | Assoc. Professor | Ph.D. | Yes | 23 |
| Wierschem, David C. | Assoc. Professor | Ph.D. | Yes | 10 |
| Chakraborty, Aindrilla | Asst. Professor | Ph.D. | | 2 |
| Konur, Dincer | Asst. Professor | Ph.D. | | 2 |
| Zhang, Peiqin | Asst. Professor | Ph.D. | | 6 |
| Zhu, Cheng | Asst. Professor | Ph.D. | | 1 |

Department of Finance and Economics

| | | | | |
|-----------------------------|------------------|-------|-----|----|
| Kishan, Ruby P. Chair | Professor | Ph.D. | Yes | 34 |
| LeSage, James | Professor | Ph.D. | Yes | 14 |
| Payne, Janet | Professor | Ph.D. | Yes | 19 |
| Popova, Ivilina T. | Professor | Ph.D. | Yes | 12 |
| Yi, Ha-Chin | Professor | Ph.D. | Yes | 18 |
| Charles, Joni S. J. | Assoc. Professor | Ph.D. | Yes | 36 |
| Chittenden, William T. | Assoc. Professor | Ph.D. | Yes | 20 |
| Feng, Li | Assoc. Professor | Ph.D. | Yes | 12 |
| Hood, Matthew E. | Assoc. Professor | Ph.D. | Yes | 9 |
| Lesseig, Vance | Assoc. Professor | Ph.D. | Yes | 15 |
| Moon, Kenneth | Assoc. Professor | Ph.D. | Yes | 14 |
| Ojede, Andrew | Assoc. Professor | Ph.D. | Yes | 7 |
| Quijano, Margot C. | Assoc. Professor | Ph.D. | Yes | 12 |
| Showalter, Dean | Assoc. Professor | Ph.D. | Yes | 25 |
| Stokes, Alexis | Assoc. Professor | J.D. | Yes | 15 |
| Tanner, Glenn | Assoc. Professor | Ph.D. | Yes | 21 |
| Todd, Jeffrey A. | Assoc. Professor | J.D. | Yes | 6 |
| Vacaflares Rivero, Diego E. | Assoc. Professor | Ph.D. | Yes | 13 |
| You, Leyuan | Assoc. Professor | Ph.D. | Yes | 11 |

| | | | | |
|--------------------------|-----------------|-------|-----|----|
| Alanis, Emmanuel | Asst. Professor | Ph.D. | | 5 |
| Chih, Yao-Yu | Asst. Professor | Ph.D. | | 6 |
| Guzelian, Christopher P. | Asst. Professor | J.D. | | 2 |
| McAllister, Marc C. | Asst. Professor | J.D. | | 3 |
| McClung, Bruce A. | Asst. Professor | Ph.D. | Yes | 35 |
| Zhai, Muxin | Asst. Professor | Ph.D. | | 2 |

Department of Management

| | | | | |
|----------------------------|------------------|-------|-----|----|
| Rechner, Paula L. Chair | Professor | Ph.D. | Yes | 15 |
| Kacmar, K. Michele | Professor | Ph.D. | Yes | 6 |
| Kirby, Eric | Professor | Ph.D. | Yes | 21 |
| Kirby, Susan L. | Professor | Ph.D. | Yes | 21 |
| Miller, Brian Keith | Professor | Ph.D. | Yes | 15 |
| Minifie, Jana R. | Professor | Ph.D. | Yes | 32 |
| Temponi, Cecilia | Professor | Ph.D. | Yes | 27 |
| Konopaske, Arthur R. | Assoc. Professor | Ph.D. | Yes | 12 |
| Nicols, Kay M. | Assoc. Professor | Ph.D. | Yes | 18 |
| Smart, Dennis L. | Assoc. Professor | Ph.D. | Yes | 15 |
| Daspit, Joshua J. | Asst. Professor | Ph.D. | | 2 |
| Davis, Phillip E. | Asst. Professor | Ph.D. | | 4 |
| Fox, Corey J. | Asst. Professor | Ph.D. | | 4 |
| Ramachandran, Indu | Asst. Professor | Ph.D. | | 8 |
| Solansky, Stephanie T. | Asst. Professor | Ph.D. | | 2 |
| Wan, Min | Asst. Professor | Ph.D. | | 4 |

Department of Marketing

| | | | | |
|------------------------------|------------------|-------|-----|----|
| Becerra, Enrique P. Chair | Professor | Ph.D. | Yes | 15 |
| Badrinarayanan, Vishag A. | Professor | Ph.D. | Yes | 15 |
| Fisk, Raymond P. | Professor | Ph.D. | Yes | 13 |
| Sierra, Jeremy J. | Professor | Ph.D. | Yes | 13 |
| Smith, Karen H. | Professor | Ph.D. | Yes | 27 |
| Taylor, Ruth A. | Professor | Ph.D. | Yes | 33 |
| Zank, Gail M. | Professor | Ph.D. | Yes | 19 |
| Natesan, N. Chinna | Assoc. Professor | Ph.D. | Yes | 28 |
| Rayburn, Steven W. | Assoc. Professor | Ph.D. | Yes | 7 |
| Suh, Taewon | Assoc. Professor | Ph.D. | Yes | 17 |
| Turri, Anna M. | Assoc. Professor | Ph.D. | Yes | 9 |
| Wilson, Richard T. | Assoc. Professor | Ph.D. | Yes | 6 |
| Alkire, Linda | Asst. Professor | Ph.D. | | 4 |
| Anderson, Sidney T. | Asst. Professor | Ph.D. | | 4 |
| Gupta, Aditya | Asst. Professor | Ph.D. | | 2 |
| Moradi, Masoud | Asst. Professor | Ph.D. | | 2 |
| Syrdal, Holly A. | Asst. Professor | Ph.D. | | 1 |

COLLEGE OF EDUCATION

Department of Counseling, Leadership, Adult Education, and School Psychology

| | | | | |
|---------------------------|------------------|-------|-----|----|
| Fall, Kevin A. Chair | Professor | Ph.D. | Yes | 13 |
| Coryell, Joellen E. | Professor | Ph.D. | Yes | 9 |
| Guajardo, Miguel | Professor | Ph.D. | Yes | 16 |
| Larrotta, Clarena | Professor | Ph.D. | Yes | 14 |
| Lasser, Jon S. | Professor | Ph.D. | Yes | 19 |
| Price, Larry R. | Professor | Ph.D. | Yes | 20 |
| Waite, Duncan | Professor | Ph.D. | Yes | 21 |
| Baumgartner, Lisa M. | Assoc. Professor | Ph.D. | Yes | 1 |
| Fulton, Cheryl L. | Assoc. Professor | Ph.D. | Yes | 7 |
| Guerra, Patricia L. | Assoc. Professor | Ph.D. | Yes | 17 |
| Haber-Curran, Paige | Assoc. Professor | Ph.D. | Yes | 9 |
| Hartwig, Elizabeth K. | Assoc. Professor | Ph.D. | Yes | 8 |
| Jantz, Paul B. | Assoc. Professor | Ph.D. | Yes | 9 |
| Koschoreck, James W. | Assoc. Professor | Ph.D. | Yes | 3 |
| Martinez, Melissa A. | Assoc. Professor | Ph.D. | Yes | 8½ |
| Ybanez-Llorente, Kathy | Assoc. Professor | Ph.D. | Yes | 13 |
| Blalock, Sarah M. | Asst. Professor | Ph.D. | | 4 |
| Dean, Shannon R. | Asst. Professor | Ph.D. | | 6 |
| Dennison, Andrea B. | Asst. Professor | Ph.D. | | 4 |
| Flasch, Paulina S. | Asst. Professor | Ph.D. | | 4 |
| Greene-Rooks, Jennifer H. | Asst. Professor | Ph.D. | | 6 |
| Haiyasoso, Maria D. | Asst. Professor | Ph.D. | | 4 |
| Harris, Shaywana L. | Asst. Professor | Ph.D. | | 3 |
| Lustick, Hilary A. | Asst. Professor | Ph.D. | | 4 |
| Purswell, Katherine E. | Asst. Professor | Ph.D. | | 2 |
| Straubhaar, Rolf J. | Asst. Professor | Ph.D. | | 3 |

Department of Curriculum and Instruction

| | | | | |
|------------------------|------------------|-------|-----|----|
| Armstrong, Sonya L. | Professor | Ed.D. | Yes | 4 |
| Ash, Gwynne E. | Professor | Ph.D. | Yes | 16 |
| Assaf, Lori C. | Professor | Ph.D. | Yes | 17 |
| Bond, J. Nathan | Professor | Ph.D. | Yes | 22 |
| Fite, Kathleen E. | Professor | Ed.D. | Yes | 47 |
| Garza, Rubén | Professor | Ph.D. | Yes | 18 |
| Holschuh, Jodi P. | Professor | Ph.D. | Yes | 11 |
| Huling, Leslie L. | Professor | Ed.D. | Yes | 34 |
| Paulson, Eric J. | Professor | Ph.D. | Yes | 10 |
| Pimentel, Charise N. | Professor | Ph.D. | Yes | 15 |
| Scheuermann, Brenda K. | Professor | Ph.D. | Yes | 32 |
| Smith, Patrick H. | Professor | Ph.D. | Yes | 3 |
| Acee, Taylor W. | Assoc. Professor | Ph.D. | Yes | 11 |
| Allsup, Roxane C. | Assoc. Professor | Ph.D. | Yes | 19 |
| Billingsley, Glenna M. | Assoc. Professor | Ph.D. | Yes | 8 |

| | | | | |
|---|------------------|-------|-----|-----|
| Ciullo, Stephen P. | Assoc. Professor | Ph.D. | Yes | 8 |
| Delaney, Carol | Assoc. Professor | Ph.D. | Yes | 13½ |
| Dickinson, Gail | Assoc. Professor | Ph.D. | Yes | 12 |
| Gainer, Jesse S. | Assoc. Professor | Ph.D. | Yes | 15 |
| Hodges, Russell B. | Assoc. Professor | Ed.D. | Yes | 34 |
| Huerta, Mary E. | Assoc. Professor | Ph.D. | Yes | 14 |
| Jackson, Julie | Assoc. Professor | Ph.D. | Yes | 14 |
| Kinard, Timothy A. | Assoc. Professor | Ph.D. | Yes | 14 |
| Lang, Russell B. | Assoc. Professor | Ph.D. | Yes | 10 |
| Lopez, Minda M. | Assoc. Professor | Ph.D. | Yes | 14 |
| Murillo Benjemea, Luz A. | Assoc. Professor | Ph.D. | Yes | 3 |
| O'Neal, Sharon F. | Assoc. Professor | Ph.D. | Yes | 19½ |
| Saunders, Jane M. | Assoc. Professor | Ph.D. | Yes | 12½ |
| Summers, Emily J. | Assoc. Professor | Ed.D. | Yes | 15 |
| Thomas, Cathy | Assoc. Professor | Ph.D. | Yes | 3 |
| Van Overschelde, James P. | Assoc. Professor | Ph.D. | Yes | 8 |
| Werner, Patrice H. | Assoc. Professor | Ph.D. | Yes | 32 |
| Brooks, Maneka D. | Asst. Professor | Ph.D. | | 6 |
| Chan, Yun-Wen | Asst. Professor | Ph.D. | | 1 |
| Colegrove, Kiyomi S. | Asst. Professor | Ph.D. | | 5 |
| Collins, Alyson A. | Asst. Professor | Ph.D. | | 5 |
| Collins, Kristina H. | Asst. Professor | Ph.D. | | 5 |
| Fong, Carlton J. | Asst. Professor | Ph.D. | | 3 |
| Forsythe, Michelle E. | Asst. Professor | Ph.D. | | 4 |
| Johnson, Marcus W. | Asst. Professor | Ph.D. | | 3 |
| Ledbetter-Cho, Katherine E. | Asst. Professor | Ph.D. | | 3 |
| Maldonado Rodriguez, Luz A. | Asst. Professor | Ph.D. | | 7 |
| Martínez Hinestroza, José M. | Asst. Professor | Ph.D. | | 1 |
| Muharib, Reem | Asst. Professor | Ph.D. | | 1 |
| Silva, Juanita M. | Asst. Professor | Ph.D. | | 2 |
| Suh, Emily K. | Asst. Professor | Ph.D. | | 2 |
| Waite, Susan F. | Asst. Professor | Ed.D. | Yes | 21 |
| Department of Health and Human Performance | | | | |
| Meaney, Karen S. | Professor | Ed.D. | Yes | 11 |
| Chair | | | | |
| Hamilton, Michelle | Professor | Ph.D. | Yes | 19 |
| Harter, Rod A. | Professor | Ph.D. | Yes | 11 |
| Housman, Jeff M. | Professor | Ph.D. | Yes | 12 |
| Knudson, Duane V. | Professor | Ph.D. | Yes | 11 |
| McCurdy, Kevin W. | Professor | Ph.D. | Yes | 14 |
| Walker, John L. | Professor | Ed.D. | Yes | 28 |
| Awoniyi, Stephen A. | Assoc. Professor | Ph.D. | Yes | 21 |
| Griffin, Luther K. | Assoc. Professor | Ph.D. | Yes | 7 |
| Hodges, Janet S. | Assoc. Professor | Ph.D. | Yes | 10 |
| Liu, Ting | Assoc. Professor | Ph.D. | Yes | 11 |
| Mettler, Joni A. | Assoc. Professor | Ph.D. | Yes | 8 |
| Williams, Jr., Ronald D. | Assoc. Professor | Ph.D. | Yes | 7 |

| | | | | |
|-------------------------|------------------|-------|-----|----|
| Zimmerman-Somoza, Jo An | Assoc. Professor | Ph.D. | Yes | 11 |
| Deringer, Stephen A. | Asst. Professor | Ed.D. | | 2 |
| Dixon, Mary O. | Asst. Professor | Ph.D. | | 7 |
| Farnsworth II, James L. | Asst. Professor | Ph.D. | | 2 |
| Fraser, Melissa A. | Asst. Professor | Ph.D. | | 4 |
| Hunter, Stacy D. | Asst. Professor | Ph.D. | | 3 |
| Kim, Junhyoung | Asst. Professor | Ph.D. | | 3 |
| Kipp, Lindsay E. | Asst. Professor | Ph.D. | | 5 |
| Li, Yumeng | Asst. Professor | Ph.D. | | 2 |
| McAllister, Matthew J. | Asst. Professor | Ph.D. | | 2 |
| Myers, Natalie L. | Asst. Professor | Ph.D. | | 3 |
| Rolfe, Rachel M. | Asst. Professor | Ph.D. | | 1 |

COLLEGE OF FINE ARTS AND COMMUNICATION

School of Art and Design

| | | | | |
|---------------------------------|------------------|--------|-----|----|
| Niblett, Michael L. Director | Professor | M.F.A. | Yes | 10 |
| Colombik, Roger B. | Professor | M.F.A. | Yes | 32 |
| Davis, Jeffrey G. | Professor | M.F.A. | Yes | 22 |
| Dell, Jeffrey | Professor | M.F.A. | Yes | 20 |
| Fauerso, Johanna R. | Professor | M.F.A. | Yes | 13 |
| Fitzpatrick, Thomas C. | Professor | M.F.A. | Yes | 10 |
| Meek, William | Professor | M.F.A. | Yes | 30 |
| Penn, Beverly | Professor | M.F.A. | Yes | 30 |
| Reed, Jason A. | Professor | M.F.A. | Yes | 12 |
| Reid, Randall T. | Professor | M.F.A. | Yes | 32 |
| Roeschmann, Claudia | Professor | M.F.A. | Yes | 17 |
| Stone, Barry D. | Professor | M.F.A. | Yes | 13 |
| Todd, Mark E. | Professor | M.F.A. | Yes | 42 |
| Duganne, Erina D. | Assoc. Professor | Ph.D. | Yes | 14 |
| Evans-Palmer, Teri E. | Assoc. Professor | Ph.D. | Yes | 16 |
| Lawrence, Grayson B. | Assoc. Professor | M.F.A. | Yes | 16 |
| Mallios, Jessica E. | Assoc. Professor | M.F.A. | Yes | 6 |
| Moore, Kathryn B. | Assoc. Professor | Ph.D. | Yes | 5 |
| Ramos Pérez de Miles, Adetty | Assoc. Professor | Ph.D. | Yes | 1 |
| Rodda, Elizabeth C. | Assoc. Professor | M.F.A. | Yes | 8 |
| Sterling, Holly H. | Assoc. Professor | B.F.A. | Yes | 25 |
| Tarver, Gina M. | Assoc. Professor | Ph.D. | Yes | 11 |
| Allen, Brian S. | Asst. Professor | M.F.A. | | 7 |
| Datchuk, Jennifer L. | Asst. Professor | M.F.A. | | 1 |
| Faber, Jonathan J. | Asst. Professor | M.F.A. | | 6 |
| Johnson, Bethany J. | Asst. Professor | M.F.A. | | 3 |
| Justice, Sean B. | Asst. Professor | Ed.D. | | 4 |
| Lee, Alice J. | Asst. Professor | M.Des. | | 2 |
| Lieber, Jeffrey D. | Asst. Professor | Ph.D. | | 2 |
| Kim, MiHyun | Asst. Professor | M.F.A. | | 4 |
| Menjivar, Mark J. | Asst. Professor | M.F.A. | | 5½ |

| | | | | |
|--|------------------|--------|-----|-----|
| Sherman, Marika A. | Asst. Professor | M.F.A. | | 4 |
| Souza, Omari A. | Asst. Professor | M.F.A. | | 1 |
| Stob, Jennifer F. | Asst. Professor | Ph.D. | | 6 |
| Tetin, Dimitry S. | Asst. Professor | M.F.A. | | 1 |
| Veselka, Holly E. | Asst. Professor | M.F.A. | | 4 |
| Department of Communication Studies | | | | |
| Timmerman, Charles Erik Chair | Professor | Ph.D. | Yes | 3 |
| Houser, Marian L. | Professor | Ph.D. | Yes | 17 |
| Keeley-Vassberg, Maureen | Professor | Ph.D. | Yes | 25 |
| Mandziuk, Roseann M. | Professor | Ph.D. | Yes | 33 |
| Villagran, Melinda M. | Professor | Ph.D. | Yes | 8 |
| Burke, Patricia J. | Assoc. Professor | Ph.D. | Yes | 7 |
| Burnette, Ann E. | Assoc. Professor | Ph.D. | Yes | 28 |
| Fox, Rebekah L. | Assoc. Professor | Ph.D. | Yes | 11 |
| Horan, Sean M. | Assoc. Professor | Ph.D. | Yes | 6 |
| Timmerman, Lindsay M. | Assoc. Professor | Ph.D. | Yes | 3 |
| Dailey, Stephanie L. | Asst. Professor | Ph.D. | | 6 |
| Eger, Elizabeth K. | Asst. Professor | Ph.D. | | 3 |
| Farris, Kristen L. | Asst. Professor | Ph.D. | | 11 |
| Miller, Joshua H. | Asst. Professor | Ph.D. | | 2 |
| Pokharel, Manusheela | Asst. Professor | Ph.D. | | 1 |
| School of Journalism and Mass Communication | | | | |
| Oskam, Judith B. Director | Professor | Ed.D. | Yes | 14 |
| Grimes, Thomas | Professor | Ph.D. | Yes | 13 |
| Haigh, Michel M. | Professor | Ph.D. | Yes | 3 |
| Peirce-Burleson, Katherine L. | Professor | Ph.D. | Yes | 31 |
| Rao, Sandhya | Professor | Ph.D. | Yes | 28 |
| Royal, Cindy L. | Professor | Ph.D. | Yes | 14 |
| Devlin, Michael B. | Assoc. Professor | Ph.D. | Yes | 4 |
| England, Michael T. | Assoc. Professor | Ph.D. | Yes | 27 |
| Higgins Joyce, Vanessa D. | Assoc. Professor | Ph.D. | Yes | 7 |
| Fluker, Laurie H. | Assoc. Professor | Ph.D. | Yes | 31 |
| Kaufhold, William T. | Assoc. Professor | Ph.D. | Yes | 5½ |
| Muk, Alexander Y. | Assoc. Professor | Ph.D. | Yes | 12½ |
| Niekamp, Raymond | Assoc. Professor | Ph.D. | Yes | 20 |
| Carter, Daniel W. | Asst. Professor | Ph.D. | | 3 |
| Craig, Clay M. | Asst. Professor | Ph.D. | | 4 |
| Ngondo, Prisca S. | Asst. Professor | Ph.D. | | 5 |
| School of Music | | | | |
| Martin, Joey Interim Director | Professor | D.M.A. | Yes | 20 |
| Babcock, Jonathan P. | Professor | D.M.A. | Yes | 32 |
| Brinckmeyer, Lynn | Professor | Ph.D. | Yes | 15 |
| Clark, Thomas S. | Professor | D.M.A. | Yes | 12 |

| | | | | |
|--------------------------|--------------------|--------|-----|----|
| Davidson, Ian B. | Regents' Professor | D.M.A. | Yes | 29 |
| Gonzalez, Genaro | Professor | M.M. | Yes | 38 |
| Hurt, Charles R. | Professor | M.M. | Yes | 43 |
| Jones, Adah T. | Professor | D.A. | Yes | 38 |
| Kwak, Jason J. | Professor | D.M.A. | Yes | 12 |
| Ledbetter, Lynn F. | Professor | D.M.A. | Yes | 26 |
| Lopez, Jr., John A. | Professor | M.M. | Yes | 28 |
| McCain, Martin G. | Professor | D.M.A. | Yes | 10 |
| Rodríguez, Raúl I. | Professor | M.M. | Yes | 25 |
| Schmidt, John C. | Professor | Ph.D. | Yes | 43 |
| Schuler, Nico | Professor | Ph.D. | Yes | 19 |
| Ulen, Robert C. | Professor | M.M. | Yes | 10 |
| Winking, Keith R. | Professor | D.M.A. | Yes | 29 |
| Beatty, Caroline C. | Assoc. Professor | D.M.A. | Yes | 13 |
| Erickson, Mark C. | Assoc. Professor | B.M. | Yes | 28 |
| Glaser, Kyle R. | Assoc. Professor | D.M.A. | Yes | 8 |
| Gonzales, Cynthia | Assoc. Professor | Ph.D. | Yes | 16 |
| Harrison, Jacob G. | Assoc. Professor | D.M.A. | | 2 |
| Pedroza, Ludim R. | Assoc. Professor | Ph.D. | Yes | 9 |
| Soto, Amanda C. | Assoc. Professor | Ph.D. | Yes | 6 |
| Oxford, William | Assoc. Professor | D.M.A. | Yes | 17 |
| Tangarov, Vanguel G. | Assoc. Professor | D.M.A. | Yes | 8 |
| Asbell, Stephanie A. | Asst. Professor | D.M.A. | | 6 |
| Brecheen, Daveda K. | Asst. Professor | M.M. | | 2 |
| Cheetham, Andrew L. | Asst. Professor | D.M.A. | | 2 |
| Denis, John M. | Asst. Professor | Ph.D. | | 3 |
| Haight, Russell P. | Asst. Professor | D.M.A. | | 6 |
| Ippolito, Michael L. | Asst. Professor | D.M.A. | | 6 |
| Novak II, Richard A. | Asst. Professor | D.M.A. | | 4 |
| Rabotkina, Daria S. | Asst. Professor | D.M.A. | | 4 |
| Ramo-Gechter, Suzanne D. | Asst. Professor | D.M.A. | | 2 |
| Reynolds, Marc D. | Asst. Professor | D.M.A. | | 2 |
| Steiger, Caroline N. | Asst. Professor | D.M.A. | | 4 |
| Tast, Rebecca L. | Asst. Professor | Ph.D. | | 5 |

Department of Theatre and Dance

| | | | | |
|----------------------|------------------|--------|-----|----|
| Maines, Sarah | Assoc. Professor | M.F.A. | Yes | 10 |
| Interim Chair | | | | |
| Alley, Debbie R. | Professor | M.F.A. | Yes | 7 |
| Baer, Ana Carrillo | Professor | M.F.A. | Yes | 12 |
| Costello, J. Michael | Professor | M.F.A. | Yes | 19 |
| Nance, Michelle E. | Professor | M.F.A. | Yes | 17 |
| Ney, Charles | Professor | Ph.D. | Yes | 17 |
| Ney, Michelle | Professor | M.F.A. | Yes | 21 |
| Peeler, William R. | Professor | M.F.A. | Yes | 32 |
| Smith, LeAnne | Professor | M.F.A. | Yes | 37 |
| Abate, Cassandra Ann | Assoc. Professor | M.F.A. | Yes | 8 |
| Brown, Kaysie S. | Assoc. Professor | M.F.A. | Yes | 7 |

| | | | | |
|------------------------------|------------------|--------|-----|----|
| DeVol, Cheri P. | Assoc. Professor | M.F.A. | Yes | 6 |
| Lane, Laura | Assoc. Professor | B.F.A. | Yes | 16 |
| McWilliams, Brandon R. | Assoc. Professor | M.F.A. | Yes | 4 |
| Mozon, Nadine D. | Assoc. Professor | M.F.A. | Yes | 14 |
| Smith, Shane K. | Assoc. Professor | M.F.A. | Yes | 17 |
| Wesley, Nicole L. | Assoc. Professor | M.F.A. | Yes | 5 |
| Glasheen-Dentino, Kathryn P. | Asst. Professor | M.F.A. | | 4 |
| Martinez, Ana L. | Asst. Professor | Ph.D. | | 1 |
| McAllister, John J. | Asst. Professor | M.F.A. | | 3 |
| Ruiz, Gerardo J. | Asst. Professor | M.F.A. | | 2 |
| Yoo, Yong Suk | Asst. Professor | M.F.A. | | 1 |

COLLEGE OF HEALTH PROFESSIONS

Program in Clinical Laboratory Science

| | | | | |
|-----------------------------------|------------------|-------|-----|-----|
| Rohde, Rodney E. Program Chair | Professor | Ph.D. | Yes | 18½ |
| Patterson, Thomas L. | Assoc. Professor | M.S. | Yes | 12 |
| Redwine, Gerald D. | Assoc. Professor | Ph.D. | Yes | 12 |

Department of Communication Disorders

| | | | | |
|------------------------------|------------------|-------|-----|----|
| Fleming, Valerie B. Chair | Professor | Ph.D. | Yes | 13 |
| Domsch, Celeste A. | Assoc. Professor | Ph.D. | Yes | 13 |
| Gonzales, Maria Diana | Assoc. Professor | Ph.D. | Yes | 20 |
| Irani, Farzan | Assoc. Professor | Ph.D. | Yes | 10 |
| Resendiz, Maria D. | Assoc. Professor | Ph.D. | Yes | 10 |
| Mohan, Ranjini | Asst. Professor | Ph.D. | | 3 |
| Schwarz, Amy L. | Asst. Professor | Ph.D. | | 7 |
| Yang, Jie | Asst. Professor | Ph.D. | | 1 |

School of Health Administration

| | | | | |
|----------------------------------|------------------|--------|-----|----|
| Kruse, Clemens Scott Director | Assoc. Professor | Ph.D. | Yes | 7 |
| Brooks, Matthew S. | Professor | Ph.D. | Yes | 10 |
| Nowicki, Michael | Professor | Ed.D. | Yes | 34 |
| Renick, Cecil O. | Professor | J.D. | Yes | 20 |
| Shanmugam, Ram | Professor | Ph.D. | Yes | 19 |
| Betancourt, Jose A. | Assoc. Professor | D.P.H. | | 2½ |
| Fulton, Lawrence V. | Assoc. Professor | Ph.D. | | 7½ |
| Lieneck, Cristian H. | Assoc. Professor | Ph.D. | Yes | 10 |
| Ramamonjarivelo, Zo H. | Assoc. Professor | Ph.D. | | 3 |
| Reagan, Julie K. | Assoc. Professor | Ph.D. | | 1 |
| Lee, Kimberly A. | Asst. Professor | Ph.D. | | 3 |
| Mileski, Michael | Asst. Professor | D.C. | | 7 |
| Pacheco, Gerardo J. | Asst. Professor | D.P.H. | | 1 |
| Stigler Granados, Paula E. | Asst. Professor | Ph.D. | | 2 |

Department of Health Information Management

| | | | | |
|------------------------------------|------------------|--------|-----|----|
| McLeod, Jr., Alexander J. Chair | Assoc. Professor | Ph.D. | Yes | 5 |
| Moczygemba, Jacqueline A. | Assoc. Professor | M.B.A. | Yes | 25 |
| Wang, Tiankai | Assoc. Professor | Ph.D. | Yes | 11 |
| Dolezel, Diane M. | Asst. Professor | Ph.D. | | 10 |
| Gibbs, David L. | Asst. Professor | Ph.D. | | 5 |
| Hewitt, Barbara | Asst. Professor | Ph.D. | | 18 |

St. David's School of Nursing

| | | | | |
|---------------------------------------|-----------------|-------|-----|----|
| Erbin-Roesemann, Marla A. Director | Professor | Ph.D. | Yes | 12 |
| Bloom, Rosaleen D. | Asst. Professor | Ph.D. | | 2 |
| Dolan, Diana M. | Asst. Professor | Ph.D. | | 3 |
| Huang, Ya-Ching | Asst. Professor | Ph.D. | | 1 |
| Smith, Shirley A. | Asst. Professor | Ph.D. | | 8 |
| Lindsay, Judith E. | Asst. Professor | Ph.D. | | 1 |
| Smith, Kathryn S. | Asst. Professor | Ed.D. | | 3 |
| Tufano, Virginia E. | Asst. Professor | Ed.D. | | 1 |

Department of Physical Therapy

| | | | | |
|------------------------------|------------------|--------|-----|----|
| Sanders, Barbara L. Chair | Professor | Ph.D. | Yes | 35 |
| Gibbs, Karen A. | Professor | D.P.T. | Yes | 16 |
| Bezner, Janet R. | Assoc. Professor | Ph.D. | Yes | 13 |
| Gobert, Denise V. N. | Assoc. Professor | Ph.D. | Yes | 14 |
| Lester, Mark E. | Assoc. Professor | D.P.T. | | 1 |
| Stickley, Lois A. | Assoc. Professor | Ph.D. | | 6 |

Program in Radiation Therapy

| | | | | |
|--------------------------------------|------------------|-------|-----|-----|
| Lozano, Reynaldo G. Program Chair | Assoc. Professor | Ph.D. | Yes | 22½ |
| Trad, Megan L. | Assoc. Professor | Ph.D. | Yes | 11 |

Department of Respiratory Care

| | | | | |
|--------------------------------|------------------|----------|-----|-----|
| Marshall, Sam Gregory Chair | Professor | Ph.D. | Yes | 40 |
| Ari, Arzu | Professor | Ph.D. | | 3 |
| Russian, Christopher J. | Professor | Ph.D. | Yes | 20½ |
| Collins, Kevin P. | Assoc. Professor | M.S. | Yes | 13 |
| Gardner, Donna D. | Assoc. Professor | D.P.H. | | 3 |
| Gonzales, Joshua F. | Assoc. Professor | D.H.S. | Yes | 13 |
| Henry, Nicholas R. | Assoc. Professor | M.S. | Yes | 9 |
| Hudgins, Abbey M. | Asst. Professor | M.S.R.C. | | 1 |
| Rodrigues, Nathan A. | Asst. Professor | Ph.D. | | 2½ |

COLLEGE OF LIBERAL ARTS

Department of Anthropology

| | | | | |
|----------------------------|------------------|-------|-----|----|
| Erhart, Elizabeth Chair | Professor | Ph.D. | Yes | 19 |
| Agwuele, Augustine | Professor | Ph.D. | Yes | 16 |
| Bousman, Charles B. | Professor | Ph.D. | Yes | 21 |
| Conlee, Christina | Professor | Ph.D. | Yes | 15 |
| McGee, Reece Jon | Professor | Ph.D. | Yes | 35 |
| Pruetz, Jill D. | Professor | Ph.D. | Yes | 3 |
| Reilly, Frank K. | Professor | Ph.D. | Yes | 28 |
| Spradley, Martha K. | Professor | Ph.D. | Yes | 12 |
| Warms, Richard L. | Professor | Ph.D. | Yes | 32 |
| Wescott, Daniel J. | Professor | Ph.D. | Yes | 9 |
| Brunson, Emily K. | Assoc. Professor | Ph.D. | Yes | 9½ |
| Hamilton, Michelle D. | Assoc. Professor | Ph.D. | Yes | 14 |
| Juarez, Ana M. | Assoc. Professor | Ph.D. | Yes | 25 |
| Taylor, Nicole L. | Assoc. Professor | Ph.D. | Yes | 4 |

Department of English

| | | | | |
|-------------------------------|---------------------------------------|--------|-----|----|
| Smith, Victoria L. Chair | Assoc. Professor | Ph.D. | Yes | 17 |
| Bell-Metereau, Rebecca L. | Professor | Ph.D. | Yes | 39 |
| Blair, John M. | University Distinguished Professor | Ph.D. | Yes | 31 |
| Cassells III, Cyrus | Professor | A.B. | Yes | 23 |
| Chavkin, Allan R. | Professor | Ph.D. | Yes | 42 |
| Grimes, Thomas J. | Professor | M.F.A. | Yes | 28 |
| Heaberlin, Dickie M. | Professor | Ph.D. | Yes | 53 |
| Holt, Elvin | Professor | Ph.D. | Yes | 37 |
| Jackson, Rebecca L. | Professor | Ph.D. | Yes | 19 |
| Jones, Roger D. | Professor | Ph.D. | Yes | 33 |
| Ledbetter, Kathryn | Professor | Ph.D. | Yes | 20 |
| Lochman, Daniel T. | Professor | Ph.D. | Yes | 38 |
| Monroe, Debra F. | Professor | Ph.D. | Yes | 28 |
| Morrison, Susan S. | Professor | Ph.D. | Yes | 27 |
| Peirce, Kathleen C. | Professor | M.F.A. | Yes | 27 |
| Pimentel, Octavio | Professor | Ph.D. | Yes | 15 |
| Rosenberg, Teya | Professor | Ph.D. | Yes | 24 |
| Roundtree, Aimee K. | Professor | Ph.D. | Yes | 6 |
| Skerpan-Wheeler, Elizabeth P. | Professor | Ph.D. | Yes | 37 |
| Tally, Jr., Robert T. | Professor | Ph.D. | Yes | 15 |
| Williams, Miriam F. | Professor | Ph.D. | Yes | 16 |
| Wilson, Steven M. | Professor | M.F.A. | Yes | 33 |
| Zhu, Pinfan | Professor | Ph.D. | Yes | 15 |
| Balzhiser, Deborah Ann | Assoc. Professor | Ph.D. | Yes | 25 |
| Banerjee, Suparno | Assoc. Professor | Ph.D. | Yes | 10 |
| Dorst, Douglas K. | Assoc. Professor | M.F.A. | Yes | 9 |

| | | | | |
|-------------------------|------------------|--------|-----|----|
| Falocco, Joseph R. | Assoc. Professor | Ph.D. | Yes | 9 |
| Gano, Geneva M. | Assoc. Professor | Ph.D. | Yes | 5 |
| Kapurch, Katherine M. | Assoc. Professor | Ph.D. | Yes | 6 |
| Leake, Eric W. | Assoc. Professor | Ph.D. | Yes | 7 |
| McClancy, Kathleen R. | Assoc. Professor | Ph.D. | Yes | 7 |
| Mejia, Jaime A. | Assoc. Professor | Ph.D. | Yes | 29 |
| Mogull, Scott Alexander | Assoc. Professor | Ph.D. | Yes | 8 |
| Smith, Victoria L. | Assoc. Professor | Ph.D. | Yes | 17 |
| Wend-Walker, Graeme A. | Assoc. Professor | Ph.D. | Yes | 14 |
| Wilson, Nancy A. | Assoc. Professor | Ph.D. | Yes | 25 |
| duBois, Jennifer J. | Asst. Professor | M.F.A. | | 7 |
| Lee, Simon | Asst. Professor | Ph.D. | | 1 |
| Parks, Cecily G. | Asst. Professor | Ph.D. | | 6 |
| Ramirez, Sara A. | Asst. Professor | Ph.D. | | 2 |
| Reeves, James B. | Asst. Professor | Ph.D. | | 2 |
| Schwebel, Leah A. | Asst. Professor | Ph.D. | | 6 |
| Weng, Julie M. | Asst. Professor | Ph.D. | | 2 |

Department of Geography

| | | | | |
|--------------------------|------------------|-------|-----|----|
| Lu, Yongmei Chair | Professor | Ph.D. | Yes | 18 |
| Blanchard-Boehm, Denise | Professor | Ph.D. | Yes | 28 |
| Boehm, Richard G. | Professor | Ph.D. | Yes | 43 |
| Dixon, Richard W. | Professor | Ph.D. | Yes | 25 |
| Giordano, Alberto | Professor | Ph.D. | Yes | 17 |
| Julian, Jason P. | Professor | Ph.D. | Yes | 7 |
| Muniz Solari, Osvaldo A. | Professor | Ph.D. | Yes | 13 |
| Solem, Michael | Professor | Ph.D. | | 3 |
| Tiefenbacher, John P. | Professor | Ph.D. | Yes | 28 |
| Zhan, F. Benjamin | Professor | Ph.D. | Yes | 25 |
| Blue, Sarah A. | Assoc. Professor | Ph.D. | Yes | 9 |
| Chow, Tzee-Ku E. | Assoc. Professor | Ph.D. | Yes | 10 |
| Currit, Nathan Allen | Assoc. Professor | Ph.D. | Yes | 14 |
| Hagelman III, Ronald R. | Assoc. Professor | Ph.D. | Yes | 13 |
| Jensen, Jennifer | Assoc. Professor | Ph.D. | Yes | 11 |
| Jo, Injeong | Assoc. Professor | Ph.D. | Yes | 8 |
| Meitzen, Kimberly M. | Assoc. Professor | Ph.D. | Yes | 7 |
| Myles, Colleen C. | Assoc. Professor | Ph.D. | Yes | 7 |
| Ballinger, Thomas J. | Asst. Professor | Ph.D. | | 5 |
| Devine, Jennifer A. | Asst. Professor | Ph.D. | | 5 |
| Li, Yanan | Asst. Professor | Ph.D. | | 2 |
| Sarmiento, Eric R. | Asst. Professor | Ph.D. | | 4 |
| Savelyev, Alexander | Asst. Professor | Ph.D. | | 4 |
| Yuan, Yihong | Asst. Professor | Ph.D. | | 6 |

Department of History

| | | | | |
|-------------------------------|------------------|-------|-----|----|
| Helgeson, Jeffrey L. Chair | Assoc. Professor | Ph.D. | Yes | 10 |
|-------------------------------|------------------|-------|-----|----|

| | | | | |
|-----------------------------|------------------|-------|-----|-----|
| Hart, Paul | Professor | Ph.D. | Yes | 20 |
| Margerison, Jr., Kenneth H. | Professor | Ph.D. | Yes | 48 |
| McWilliams, James | Professor | Ph.D. | Yes | 19½ |
| Montgomery, Rebecca | Professor | Ph.D. | Yes | 15 |
| Murphy, Angela F. | Professor | Ph.D. | Yes | 14 |
| Yick, Joseph K. | Professor | Ph.D. | Yes | 31 |
| Berlage, Nancy Kay | Assoc. Professor | Ph.D. | Yes | 8 |
| Bishop, Elizabeth A. | Assoc. Professor | Ph.D. | Yes | 12 |
| Cagniard, Pierre F. | Assoc. Professor | Ph.D. | Yes | 32½ |
| de la Puente, José Carlos | Assoc. Professor | Ph.D. | Yes | 10 |
| Dedek, Peter B. | Assoc. Professor | Ph.D. | Yes | 17 |
| Goldstone, Dwonna N. | Assoc. Professor | Ph.D. | Yes | 1 |
| Johnson, Ronald Angelo | Assoc. Professor | Ph.D. | Yes | 10 |
| Mckiernan , John Raymond | Assoc. Professor | Ph.D. | Yes | 7 |
| Menninger, Margaret Eleanor | Assoc. Professor | Ph.D. | Yes | 20 |
| Pliley, Jessica R. | Assoc. Professor | Ph.D. | Yes | 10 |
| Renold, Leah M. | Assoc. Professor | Ph.D. | Yes | 13 |
| Rivaya-Martinez, Joaquin | Assoc. Professor | Ph.D. | Yes | 12 |
| Romo, Anadelia | Assoc. Professor | Ph.D. | Yes | 16 |
| Tillman, Ellen D. | Assoc. Professor | Ph.D. | Yes | 9 |
| Alter II, Thomas E. | Asst. Professor | Ph.D. | | 1 |
| Coleman, Sarah R. | Asst. Professor | Ph.D. | | 1 |
| Damiano, Sara T. | Asst. Professor | Ph.D. | | 4 |
| Nichols, Casey D. | Asst. Professor | Ph.D. | | 1 |
| Ritter, Caroline B. | Asst. Professor | Ph.D. | | 5 |
| Valencia, Louie D. | Asst. Professor | Ph.D. | | 3 |

Department of Philosophy

| | | | | |
|-------------------------------|------------------|-------|-----|----|
| Hanks, Craig Chair | Professor | Ph.D. | Yes | 20 |
| Hutcheson, Peter W. | Professor | Ph.D. | Yes | 41 |
| Luizzi, Vincent L. | Professor | Ph.D. | Yes | 47 |
| Raphael, Rebecca | Professor | Ph.D. | Yes | 21 |
| Yuan, Lijun | Professor | Ph.D. | Yes | 17 |
| Barcenas Pardo, Alejandro | Assoc. Professor | Ph.D. | Yes | 7 |
| Fischer, Robert W. | Assoc. Professor | Ph.D. | Yes | 7 |
| Lewis, Holly M. | Assoc. Professor | Ph.D. | Yes | 7 |
| Marquez, Ivan | Assoc. Professor | Ph.D. | Yes | 8 |
| Baltzly, Vaughn B. | Asst. Professor | Ph.D. | | 4 |
| Gallegos de Castillo, Lori L. | Asst. Professor | Ph.D. | | 4 |
| Laycock, Joseph P. | Asst. Professor | Ph.D. | | 6 |

Department of Political Science

| | | | | |
|-----------------------------|-----------|--------|-----|----|
| Grasso, Kenneth L. Chair | Professor | Ph.D. | Yes | 28 |
| Balanoff, Howard R. | Professor | D.E.D. | Yes | 45 |
| Kens, Paul A. | Professor | Ph.D. | Yes | 33 |
| Longoria, Jr., Thomas | Professor | Ph.D. | Yes | 12 |

| | | | | |
|---------------------------------|------------------|--------|-----|-----|
| Opheim, Cynthia L. | Professor | Ph.D. | Yes | 33 |
| Rahm, Dianne | Professor | Ph.D. | Yes | 12 |
| Shields, Patricia M. | Professor | Ph.D. | Yes | 42½ |
| Tajalli, Hassan | Professor | Ph.D. | Yes | 32 |
| Ward, Kenneth | Professor | Ph.D. | Yes | 22 |
| Yun, Hyun Jung | Professor | Ph.D. | Yes | 13 |
| Brown, Christopher R. | Assoc. Professor | J.D. | Yes | 13 |
| Crossett, Gregory Lynn | Assoc. Professor | J.D. | Yes | 19 |
| DeHart, Paul R. | Assoc. Professor | Ph.D. | Yes | 11 |
| DeSoto, William H. | Assoc. Professor | Ph.D. | Yes | 30 |
| Doyle II, Thomas Earl | Assoc. Professor | Ph.D. | Yes | 8 |
| Fields III, Willard M. | Assoc. Professor | Ph.D. | Yes | 9 |
| Hanks, Emily K. | Assoc. Professor | Ph.D. | Yes | 10 |
| Leder, Arnold | Assoc. Professor | Ph.D. | Yes | 48 |
| Mihalkanin, Edward | Assoc. Professor | Ph.D. | Yes | 30 |
| Rangarajan, Nandhini | Assoc. Professor | Ph.D. | Yes | 15 |
| Sanchez-Sibony, Omar | Assoc. Professor | Ph.D. | Yes | 11 |
| Wright, Walter A. | Assoc. Professor | L.L.M. | Yes | 23 |
| Bagnulo, Ashleen K. | Asst. Professor | Ph.D. | | 4 |
| Castillo, Cecilia R. | Asst. Professor | Ph.D. | Yes | 29 |
| Evans, Michelle L. | Asst. Professor | J.D. | | 10 |
| Faber, Michael J. | Asst. Professor | Ph.D. | | 6 |
| Kroeger, Alex M. | Asst. Professor | Ph.D. | | 1 |
| Newell, Franziska B. | Asst. Professor | Ph.D. | | 1 |
| Popescu, Ionut C. | Asst. Professor | Ph.D. | | 3 |
| Department of Psychology | | | | |
| Kelemen, William L. Chair | Professor | Ph.D. | Yes | 9 |
| Ceballos, Natalie A. | Professor | Ph.D. | Yes | 13 |
| Czyzewska, Maria | Professor | Ph.D. | Yes | 32 |
| Etherton, Joseph L. | Professor | Ph.D. | Yes | 14 |
| Graham, Reiko | Professor | Ph.D. | Yes | 15 |
| Mendez, Roque V. | Professor | Ph.D. | Yes | 31 |
| Oberle, Crystal | Professor | Ph.D. | Yes | 15 |
| Osborne, Randall | Professor | Ph.D. | Yes | 19 |
| Deason, Rebecca G. | Assoc. Professor | Ph.D. | Yes | 7 |
| Haskard Zolnierrek, Kelly B. | Assoc. Professor | Ph.D. | Yes | 13 |
| Howard, Krista J. | Assoc. Professor | Ph.D. | Yes | 10 |
| Hu, Yuequin | Assoc. Professor | Ph.D. | Yes | 7 |
| Schepis, Ty | Assoc. Professor | Ph.D. | Yes | 11 |
| Westerberg, Carmen E. | Assoc. Professor | Ph.D. | Yes | 9 |
| Abramovitch, Amitai | Asst. Professor | Ph.D. | | 5 |
| Clegg, Jennifer M. | Asst. Professor | Ph.D. | | 1 |
| De Nadai, Alessandro S. | Asst. Professor | Ph.D. | | 3 |
| Perrotte, Jessica K. | Asst. Professor | Ph.D. | | 1 |
| Tooley, Kristen M. | Asst. Professor | Ph.D. | | 7 |
| Trujillo, Logan T. | Asst. Professor | Ph.D. | | 6 |

| | | | | |
|-----------------------|-----------------|-------|--|---|
| Warnell, Katherine R. | Asst. Professor | Ph.D. | | 4 |
|-----------------------|-----------------|-------|--|---|

Department of Sociology

| | | | | |
|-------------------------|------------------|-------|-----|----|
| Smith, Chad L. Chair | Professor | Ph.D. | Yes | 16 |
| Day, Susan B. | Professor | Ph.D. | Yes | 41 |
| Giuffre, Patti | Professor | Ph.D. | Yes | 22 |
| Harris, Deborah A. | Professor | Ph.D. | Yes | 13 |
| Kotarba, Joseph A. | Professor | Ph.D. | Yes | 10 |
| Majumdar, Debarun | Professor | Ph.D. | Yes | 19 |
| Martínez, Gloria P. | Professor | Ph.D. | Yes | 15 |
| Pino, Nathan W. | Professor | Ph.D. | Yes | 14 |
| Watt, Toni Terling | Professor | Ph.D. | Yes | 19 |
| Anderson, Audwin L. | Assoc. Professor | Ph.D. | Yes | 26 |
| Chee, Kyong H. | Assoc. Professor | Ph.D. | Yes | 14 |
| Dietrich, David R. | Assoc. Professor | Ph.D. | Yes | 9 |
| Aldana Marquez, Beatriz | Asst. Professor | Ph.D. | | 2 |
| Clement, Matthew T. | Asst. Professor | Ph.D. | | 5 |
| Edwards, Michelle L. | Asst. Professor | Ph.D. | | 2 |
| Kim, Seoyoun | Asst. Professor | Ph.D. | | 5 |
| Pan, Xi | Asst. Professor | Ph.D. | | 4 |

Department of World Languages and Literatures

| | | | | |
|---------------------------------|---------------------------------------|-------|-----|----|
| Harney, Lucy D. Ditto Chair | Professor | Ph.D. | Yes | 24 |
| Beale-Rosano-Rivaya, Yasmine C. | Professor | Ph.D. | Yes | 14 |
| Cuadrado, Agustin | Professor | Ph.D. | Yes | 12 |
| Echeverria, Miriam B. | Professor | Ph.D. | Yes | 34 |
| Forrest, Jennifer | Professor | Ph.D. | Yes | 31 |
| Glajar, Valentina | Professor | Ph.D. | Yes | 17 |
| Golato, Peter S. | Professor | Ph.D. | Yes | 7 |
| Jaffe, Catherine M. | Professor | Ph.D. | Yes | 34 |
| Martin, Carole F. | Professor | Ph.D. | Yes | 21 |
| Martínez, Sergio M. | Professor | Ph.D. | Yes | 15 |
| Porras, Jorge Yuri | Professor | Ph.D. | Yes | 15 |
| Ugalde, Sharon E. | University Distinguished Professor | Ph.D. | Yes | 47 |
| Gragera, Antonio | Assoc. Professor | Ph.D. | Yes | 20 |
| Intersimone, Luis A. | Assoc. Professor | Ph.D. | Yes | 11 |
| Juge, Matthew L. | Assoc. Professor | Ph.D. | Yes | 18 |
| Locklin, Blake | Assoc. Professor | Ph.D. | Yes | 21 |
| Pujalte, Maria Nieves | Assoc. Professor | Ph.D. | Yes | 11 |
| Abreu Mendoza, Carlos | Asst. Professor | Ph.D. | | 6 |
| Haegele, Lisa K. | Asst. Professor | Ph.D. | | 3 |
| Hayashi, Kaoru | Asst. Professor | Ph.D. | | 2 |
| Navarro, David D. | Asst. Professor | Ph.D. | | 6 |
| Perkins, Alexandra G. | Asst. Professor | Ph.D. | | 1 |

COLLEGE OF SCIENCE AND ENGINEERING

Department of Biology

| | | | | |
|----------------------------|---------------------------------------|-------|-----|-----|
| Hahn, Dittmar Chair | Professor | Ph.D. | Yes | 16 |
| Bonner, Timothy H. | Professor | Ph.D. | Yes | 19 |
| Forstner, Michael R. | Regents' Professor | Ph.D. | Yes | 21 |
| Gabor, Caitlin | Professor | Ph.D. | Yes | 20 |
| Garcia, Dana M. | Professor | Ph.D. | Yes | 27 |
| Green, Michael Clay | Professor | Ph.D. | Yes | 15 |
| Hardy, Thomas | Professor | Ph.D. | Yes | 11 |
| Huffman, David G. | Professor | Ph.D. | Yes | 47 |
| Lemke, David E. | Professor | Ph.D. | Yes | 36 |
| McLean, Robert J.C. | Regents' Professor | Ph.D. | Yes | 27 |
| Nice, Chris | Professor | Ph.D. | Yes | 19 |
| Nowlin, Weston Hugh | Professor | Ph.D. | Yes | 15 |
| Schwinning, Susan | Professor | Ph.D. | Yes | 15½ |
| Weckerly, Floyd | Professor | Ph.D. | Yes | 18 |
| Williamson, Paula S | University Distinguished Professor | Ph.D. | Yes | 32 |
| Castro-Arellano, Ivan | Assoc. Professor | Ph.D. | Yes | 9 |
| Daniel, Kristy L. | Assoc. Professor | Ph.D. | Yes | 5 |
| Dharmasiri, Nihal | Assoc. Professor | Ph.D. | Yes | 15 |
| Groeger, Alan W. | Assoc. Professor | Ph.D. | Yes | 31 |
| Kang, Hong-Gu | Assoc. Professor | Ph.D. | Yes | 8½ |
| Martin, Noland H. | Assoc. Professor | Ph.D. | Yes | 14 |
| Moody, Sandra West | Assoc. Professor | Ph.D. | Yes | 31 |
| Ott, James R. | Assoc. Professor | Ph.D. | Yes | 27½ |
| Schwartz, Benjamin F. | Assoc. Professor | Ph.D. | Yes | 11½ |
| Veech, Jr., Joseph A. | Assoc. Professor | Ph.D. | Yes | 12 |
| Weigum, Shannon E. | Assoc. Professor | Ph.D. | Yes | 10 |
| Westerlund, Julie F. | Assoc. Professor | Ph.D. | Yes | 23 |
| Carlos-Shanley, Camila | Asst. Professor | Ph.D. | | 2 |
| Dutton, Jessica | Asst. Professor | Ph.D. | | 5 |
| Fritts, Sarah R. | Asst. Professor | Ph.D. | | 3 |
| Huertas Pau, Maria del Mar | Asst. Professor | Ph.D. | | 4 |
| Martina, Jason P. | Asst. Professor | Ph.D. | | 1 |
| Rodriguez, David | Asst. Professor | Ph.D. | | 6 |
| Schwalb, Astrid N. | Asst. Professor | Ph.D. | | 6 |
| Serenari, Christopher | Asst. Professor | Ph.D. | | 2 |

Department of Chemistry and Biochemistry

| | | | | |
|-------------------------------|-----------|-------|-----|----|
| Brittain, William J. Chair | Professor | Ph.D. | Yes | 10 |
| Kerwin, Sean M. | Professor | Ph.D. | Yes | 5 |
| Kornienko, Alexander V. | Professor | Ph.D. | Yes | 8 |
| Lewis, Lysle | Professor | Ph.D. | Yes | 19 |

| | | | | |
|------------------------|------------------|-------|-----|----|
| Walter, Ronald B. | Professor | Ph.D. | Yes | 33 |
| Betancourt, Tania | Assoc. Professor | Ph.D. | Yes | 9 |
| Booth, Chad | Assoc. Professor | Ph.D. | Yes | 19 |
| Hudnall, Todd W. | Assoc. Professor | Ph.D. | Yes | 10 |
| Irvin, Jennifer A. | Assoc. Professor | Ph.D. | Yes | 12 |
| Ji, Chang | Assoc. Professor | Ph.D. | Yes | 16 |
| Martin, Benjamin | Assoc. Professor | Ph.D. | Yes | 17 |
| Rhodes, Christopher P. | Assoc. Professor | Ph.D. | Yes | 6 |
| Whitten, Steven T. | Assoc. Professor | Ph.D. | Yes | 11 |
| Du, Liqin | Asst. Professor | Ph.D. | | 5 |
| Hoffmann, William D. | Asst. Professor | Ph.D. | | 3 |
| Lewis, Karen A. | Asst. Professor | Ph.D. | | 6 |
| Luxford, Cynthia J. | Asst. Professor | Ph.D. | | 5 |
| Xue, Xiaoyu | Asst. Professor | Ph.D. | | 2 |
| Yost, Shane R. | Asst. Professor | Ph.D. | | 3 |

Department of Computer Science

| | | | | |
|-----------------------|------------------|-------|-----|----|
| Shi, Hongchi Chair | Professor | Ph.D. | Yes | 13 |
| Ali, Moonis | Professor | Ph.D. | Yes | 29 |
| Burtscher, Martin | Professor | Ph.D. | Yes | 10 |
| Hwang, Caneo Jinshong | Professor | Ph.D. | Yes | 33 |
| Guirguis, Mina S. | Professor | Ph.D. | Yes | 14 |
| Komogortsev, Oleg | Professor | Ph.D. | Yes | 11 |
| Ngu, Hee Hiong | Professor | Ph.D. | Yes | 18 |
| Peng, Wuxu | Professor | Ph.D. | Yes | 30 |
| Chen, Xiao | Assoc. Professor | Ph.D. | Yes | 21 |
| Durrett, H. John | Assoc. Professor | Ph.D. | Yes | 44 |
| Gao, Ju | Assoc. Professor | Ph.D. | Yes | 12 |
| Gu, Qijun | Assoc. Professor | Ph.D. | Yes | 15 |
| Lu, Yijuan | Assoc. Professor | Ph.D. | Yes | 12 |
| Podorozhny, Rodion | Assoc. Professor | Ph.D. | Yes | 16 |
| Qasem, Apan Muhammad | Assoc. Professor | Ph.D. | Yes | 13 |
| Tamir, Dan | Assoc. Professor | Ph.D. | Yes | 15 |
| Yang, Guowei | Assoc. Professor | Ph.D. | Yes | 7 |
| Zong, Ziliang | Assoc. Professor | Ph.D. | Yes | 9 |
| Metsis, Vangelis | Asst. Professor | Ph.D. | | 6 |
| Tešić, Jelena | Asst. Professor | Ph.D. | | 3 |
| Yan, Yan | Asst. Professor | Ph.D. | | 3 |
| Yang, Kecheng | Asst. Professor | Ph.D. | | 2 |

Ingram School of Engineering

| | | | | |
|------------------------------------|-----------|-------|-----|----|
| Jimenez, Jesus Interim Director | Professor | Ph.D. | Yes | 14 |
| Asiabanpour, Bahram | Professor | Ph.D. | Yes | 17 |
| Droopad, Ravindranath | Professor | Ph.D. | Yes | 12 |
| McClellan, Stanley A. | Professor | Ph.D. | Yes | 11 |
| Schemmel, John J. | Professor | Ph.D. | Yes | 6 |

| | | | | |
|-----------------------|------------------|-------|-----|----|
| Stephan, Karl | Professor | Ph.D. | Yes | 20 |
| Stern, Harold P. | Ingram Professor | Ph.D. | Yes | 13 |
| Aslan, Semih | Assoc. Professor | Ph.D. | Yes | 9 |
| Chen, Heping | Assoc. Professor | Ph.D. | Yes | 10 |
| Chen, Yihong | Assoc. Professor | Ph.D. | Yes | 11 |
| Jin, Tongdan | Assoc. Professor | Ph.D. | Yes | 11 |
| Kim, Namwon | Assoc. Professor | Ph.D. | Yes | 6 |
| Novoa, Clara M. | Assoc. Professor | Ph.D. | Yes | 15 |
| Pérez, Eduardo | Assoc. Professor | Ph.D. | Yes | 8 |
| Stapleton, William A. | Assoc. Professor | Ph.D. | Yes | 13 |
| Tate, Jitendra S. | Assoc. Professor | Ph.D. | Yes | 15 |
| Yu, Qingkai | Assoc. Professor | Ph.D. | Yes | 8½ |
| Aguayo, Federico M. | Asst. Professor | Ph.D. | | 4 |
| Dong, Zhijie | Asst. Professor | Ph.D. | | 3 |
| Ikehata, Keisuke | Asst. Professor | Ph.D. | | 1 |
| Koutitas, Georgios | Asst. Professor | Ph.D. | | 4 |
| Valles Molina, Damian | Asst. Professor | Ph.D. | | 3 |

Department of Engineering Technology

| | | | | |
|----------------------------|------------------|--------|-----|-----|
| Wilde, William J. Chair | Professor | Ph.D. | Yes | 6 |
| Lee, Soon-Jae | Professor | Ph.D. | Yes | 12 |
| Winek, Gary J. | Professor | Ph.D. | Yes | 39 |
| Ameri, Farhad | Assoc. Professor | D.Eng. | Yes | 11½ |
| Kim, Yoo-Jae | Assoc. Professor | Ph.D. | Yes | 11 |
| Song, In-Hyouk | Assoc. Professor | Ph.D. | Yes | 10 |
| Talley, Kimberly Grau | Assoc. Professor | Ph.D. | Yes | 8½ |
| Torres, Anthony S. | Assoc. Professor | Ph.D. | Yes | 7 |
| You, Byoung Hee | Assoc. Professor | Ph.D. | Yes | 11 |
| Khaleghian, Seyedmeysam | Asst. Professor | Ph.D. | | 2 |
| Trueba, Luis | Asst. Professor | Ph.D. | | 1 |

Department of Mathematics

| | | | | |
|------------------------|--------------------|-------|-----|----|
| Morey, Susan Chair | Professor | Ph.D. | Yes | 23 |
| Curtin, Eugene | Professor | Ph.D. | Yes | 32 |
| Dix, Julio G. | Professor | Ph.D. | Yes | 33 |
| Gu, Weizhen | Professor | Ph.D. | Yes | 30 |
| Jia, Xingde | Professor | Ph.D. | Yes | 20 |
| Keller, Thomas M. | Professor | Ph.D. | Yes | 23 |
| Passty, Gregory B. | Professor | Ph.D. | Yes | 38 |
| Shen, Jian | Professor | Ph.D. | Yes | 21 |
| Sorto, Maria Alejandra | Professor | Ph.D. | Yes | 15 |
| Thickstun, Thomas L. | Professor | Ph.D. | Yes | 39 |
| Warshauer, Max L. | Regents' Professor | Ph.D. | Yes | 41 |
| Welsh, Stewart C. | Professor | Ph.D. | Yes | 32 |
| White, Alexander | Professor | Ph.D. | Yes | 15 |
| Acosta, Maria T. | Assoc. Professor | Ph.D. | Yes | 28 |

| | | | | |
|------------------------------|------------------|-------|-----|----|
| Bishop, Jessica L. | Assoc. Professor | Ph.D. | Yes | 4 |
| Czocher, Jennifer A. | Assoc. Professor | Ph.D. | Yes | 7 |
| Dawkins, Paul C. | Assoc. Professor | Ph.D. | Yes | 1 |
| Ferrero, Maria Daniela | Assoc. Professor | Ph.D. | Yes | 20 |
| Lee, Young Ju | Assoc. Professor | Ph.D. | Yes | 6 |
| Obara, Samuel | Assoc. Professor | Ph.D. | Yes | 14 |
| Snyder, David F. | Assoc. Professor | Ph.D. | Yes | 32 |
| Strickland, Sharon K. | Assoc. Professor | Ph.D. | Yes | 11 |
| Sun, Shuying | Assoc. Professor | Ph.D. | Yes | 7 |
| Treinen, Raymond F. | Assoc. Professor | Ph.D. | Yes | 9 |
| Warshauer, Hiroko K. | Assoc. Professor | Ph.D. | Yes | 7 |
| Zhao, Qiang | Assoc. Professor | Ph.D. | Yes | 14 |
| Yang, Yong | Assoc. Professor | Ph.D. | Yes | 7 |
| Boney, William N. | Asst. Professor | Ph.D. | | 1 |
| Dochtermann, Anton M. | Asst. Professor | Ph.D. | | 4 |
| Fillman, Jacob D. | Asst. Professor | Ph.D. | | 1 |
| Guillen, Nestor D. | Asst. Professor | Ph.D. | | 1 |
| Hindes, Wade M. | Asst. Professor | Ph.D. | | 2 |
| Lee, Hwa Young | Asst. Professor | Ph.D. | | 3 |
| Lew, Kristen M. | Asst. Professor | Ph.D. | | 3 |
| McCabe, Terence W. | Asst. Professor | Ph.D. | Yes | 32 |
| Melhuish, Kathleen M. | Asst. Professor | Ph.D. | | 4 |
| Oh, Suho | Asst. Professor | Ph.D. | | 6 |
| Patterson, Cody L. | Asst. Professor | Ph.D. | | 1 |
| Rusnak, Lucas J. | Asst. Professor | Ph.D. | | 4 |
| Sigley, Robert | Asst. Professor | Ph.D. | | 4 |
| Tanaka, Hiroaki | Asst. Professor | Ph.D. | | 1 |
| Department of Physics | | | | |
| Holtz, Mark W. | Professor | Ph.D. | Yes | 7½ |
| Chair | | | | |
| Donnelly, David | Professor | Ph.D. | Yes | 20 |
| Myers II, Thomas H. | Professor | Ph.D. | Yes | 12 |
| Piner, Edwin L. | Professor | Ph.D. | Yes | 9½ |
| Close, Eleanor W. | Assoc. Professor | Ed.D. | Yes | 6 |
| Close, Hunter G. | Assoc. Professor | Ph.D. | Yes | 9 |
| Geerts, Wilhelmus J. | Assoc. Professor | Ph.D. | Yes | 23 |
| Spencer, Gregory F. | Assoc. Professor | Ph.D. | Yes | 20 |
| Theodoropoulou, Nikoleta | Assoc. Professor | Ph.D. | Yes | 12 |
| Wistey, Mark A. | Assoc. Professor | Ph.D. | | 3 |
| Banzatti, Andrea | Asst. Professor | Ph.D. | | 1 |
| Miyahara, Yoichi | Asst. Professor | Ph.D. | | 1½ |
| Olmstead, Alice R. | Asst. Professor | Ph.D. | | 2 |
| Rangelov, Blagoy | Asst. Professor | Ph.D. | | 4 |
| Zakhidov, Alexander | Asst. Professor | Ph.D. | | 6 |

FACULTY APPOINTMENTS, New (N) and Renewal (R)

| NAME | DEG | RANK | DEPARTMENT | %FTE | SALARY | PERIOD |
|--------------------------------|------------|---------------------|---|-------------|---------------|---------------|
| COLLEGE OF APPLIED ARTS | | | | | | |
| N Almeida, Alex D. | H.S. | Asst. Prof. | Military Science | 1.00 | 0.00 | Spring 2020 |
| R Anderson, Lindsey | M.S.W. | Lecturer | Social Work | .20 | 0.00 | Spring 2020 |
| R Baker, Brian L. | J.D. | Lecturer | Criminal Justice | .20 | 4,112.00 | Spring 2020 |
| R Baker, Brian L. | J.D. | Lecturer | Criminal Justice | .20 | 4,000.00 | SSI |
| R Bakhtiari, Farin | M.A. | Lecturer | Family and Consumer Sciences | .20 | 4,500.00 | Spring 2020 |
| R Barr, Geoffrey I. | J.D. | Lecturer | Criminal Justice | .20 | 4,112.00 | Spring 2020 |
| N Bedford, Sergio C. | M.S. | Asst. Prof. | Family and Consumer Sciences | 1.00 | 74,000.00 | 2020-2021 |
| R Bensman, Todd J. | M.A. | Lecturer | Criminal Justice | .20 | 3,362.00 | Spring 2020 |
| R Blackwell, Angela | M.S.W. | Lecturer | Social Work | .40 | 8,000.00 | Spring 2020 |
| N Blum, Peggy L. | M.B.A. | Lecturer | Family and Consumer Sciences | .20 | 4,500.00 | SSI |
| N Brimbal, Laure K.M. | Ph.D. | Asst. Prof. | Criminal Justice | 1.00 | 72,000.00 | 2020-2021 |
| R Brizendine, Kelli C. | J.D. | Lecturer | Criminal Justice | .20 | 4,112.00 | Spring 2020 |
| R Brooks, Richard S. | M.S.W. | Lecturer | Social Work | .20 | 4,000.00 | Spring 2020 |
| R Brooks, Richard S. | M.S.W. | Lecturer | Social Work | .20 | 4,000.00 | SSI-SSII |
| R Casey, Hallie J. | M.S. | Lecturer | Agricultural Sciences | .20 | 5,000.00 | Spring 2020 |
| N Choi, Shinwoo | Ph.D. | Assistant Professor | Social Work | 1.00 | 68,000.00 | 2020-2021 |
| R Clark, Thomas P. | J.D. | Lecturer | Criminal Justice | .40 | 10,112.00 | Spring 2020 |
| N Clary, Kelly L. | M.S.W. | Asst. Prof. | Social Work | 1.00 | 68,000.00 | 2020-2021 |
| R Coombs, Robin G. | M.Ed. | Lecturer | Agricultural Sciences | .40 | 10,000.00 | Spring 2020 |
| N Cromwell, Paul | Ph.D. | Lecturer | Criminal Justice | .20 | 4,000.00 | Spring 2020 |
| R De Virgilio, Louis | M.S.I.S. | Lecturer | Occupational, Workforce, and Leadership Studies | .20 | 3,500.00 | Spring 2020 |
| R Dean, Yolanda I. | M.S.I.S. | Lecturer | Occupational, Workforce, and Leadership Studies | .20 | 3,500.00 | Spring 2020 |
| R Donnelly, David M. | M.A. | Lecturer | Occupational, Workforce, and Leadership Studies | .20 | 3,500.00 | Spring 2020 |
| R Donnelly, David M. | M.A. | Lecturer | Occupational, Workforce, and Leadership Studies | .20 | 3,500.00 | SSI-SSII |
| R Drobeck, Bruce | Ph.D. | Lecturer | Family and Consumer Sciences | .20 | 5,000.00 | Spring 2020 |
| R Eckert, Mary A. | Ph.D. | Lecturer | Criminal Justice | .20 | 4,112.00 | Spring 2020 |
| R Fuller, Noel A. | M.S.I.S. | Lecturer | Occupational, Workforce, and Leadership Studies | .20 | 3,500.00 | Spring 2020 |
| R Gibson, Patricia A. | Ed.D. | Lecturer | Occupational, Workforce, and Leadership Studies | .20 | 4,000.00 | Spring 2020 |
| R Gibson, Patricia A. | Ed.D. | Lecturer | Occupational, Workforce, and Leadership Studies | .20 | 4,000.00 | SSI |
| R Harkins, Betty L. | Ph.D. | Lecturer | Occupational, Workforce, and Leadership Studies | .20 | 4,000.00 | Spring 2020 |
| R Harvey, Christopher J. | Ed.D. | Lecturer | Occupational, Workforce, and Leadership Studies | .20 | 4,000.00 | Spring 2020 |
| R Hill, Caroline C. | M.S. | Lecturer | Family and Consumer Sciences | 62.5 | 17,187.03 | Spring 2020 |
| R Hinojosa, Leonard | M.S. | Lecturer | Criminal Justice | 1.00 | 13,149.36 | Spring 2020 |
| R Landeros, Christina R. | M.S.S.W. | Lecturer | Social Work | .40 | 8,000.00 | Spring 2020 |
| R Le Duc, Frances | Ph.D. | Lecturer | Agricultural Sciences | .20 | 5,500.00 | Spring 2020 |
| R Lee, Brett L. | M.Ed. | Lecturer | Occupational, Workforce, and Leadership Studies | .20 | 4,000.00 | Spring 2020 |
| N Leverenz, Kevin T. | Ph.D. | Lecturer | Criminal Justice | .20 | 4,223.00 | Spring 2020 |
| N Liang, Yuli | Ph.D. | Asst. Prof. | Family and Consumer Sciences | 1.00 | 70,000.00 | 2020-2021 |
| N Logan, Matthew | Ph.D. | Asst. Prof. | Criminal Justice | 1.00 | 72,000.00 | 2020-2021 |
| N Luce, Taylor W. | M.Ed. | Lecturer | Agriculture | .40 | 10,000.00 | Spring 2020 |
| N Malone, Maloree | M.A. | Lecturer | Family and Consumer Sciences | .20 | 4,000.00 | Spring 2020 |
| R Maston, Alexis | Ph.D. | Lecturer | Occupational, Workforce, and Leadership Studies | .20 | 4,000.00 | Spring 2020 |
| R Mayer, Deborah J. | M.S.W. | Lecturer | Social Work | .40 | 8,000.00 | Spring 2020 |
| R Mayer, Deborah J. | M.S.W. | Lecturer | Social Work | .20 | 4,000.00 | SSI-SSII |

| | | | | | | | |
|---|----------------------|----------|-------------|---|------|-----------|-------------|
| R | McClain, Terrance | M.Ed. | Lecturer | Occupational, Workforce, and Leadership Studies | .20 | 4,000.00 | Spring 2020 |
| R | McCrary, Arthur R. | Ph.D. | Lecturer | Occupational, Workforce, and Leadership Studies | .20 | 4,000.00 | Spring 2020 |
| R | McKenna, Joseph | Ph.D. | Lecturer | Criminal Justice | .20 | 4,112.00 | Spring 2020 |
| R | Missildine, James | M.Ed. | Lecturer | Agricultural Sciences | .20 | 5,835.00 | Spring 2020 |
| N | Montoya, Jr., John | Ph.D. | Lecturer | Agricultural Sciences | .20 | 5,000.00 | Spring 2020 |
| R | Morgan, Elizabeth | Ph.D. | Lecturer | Family and Consumer Sciences | .20 | 5,000.00 | Spring 2020 |
| R | Mowrey, Kara R. | Ed.D. | Lecturer | Occupational, Workforce, and Leadership Studies | .20 | 4,000.00 | Spring 2020 |
| R | Nava, Michael E. | Ph.D. | Lecturer | Occupational, Workforce, and Leadership Studies | .20 | 4,000.00 | Spring 2020 |
| R | Nisenbaum, Miriam L. | M.S.S.W. | Lecturer | Social Work | .40 | 8,000.00 | Spring 2020 |
| N | Pace, Russell W. | H.S. | Asst. Prof. | Military Science | 1.00 | 0.00 | Spring 2020 |
| R | Phillips, Farya | Ph.D. | Lecturer | Family and Consumer Sciences | .20 | 5,000.00 | Spring 2020 |
| R | Phillips, Farya | Ph.D. | Lecturer | Family and Consumer Sciences | .20 | 5,000.00 | SSI-SSII |
| R | Pierce, Sharon R. | M.Ed. | Lecturer | Family and Consumer Sciences | .40 | 8,000.00 | Spring 2020 |
| N | Polk, Taylor C. | M.S.C.J. | Lecturer | Criminal Justice | .20 | 3,362.00 | Spring 2020 |
| R | Reisz, Samantha | Ph.D. | Lecturer | Family and Consumer Sciences | .20 | 4,750.00 | Spring 2020 |
| R | Roberts, Sandra | M.S. | Lecturer | Family and Consumer Sciences | .40 | 9,000.00 | Spring 2020 |
| R | Rollins, Tanya N. | M.S.W. | Lecturer | Social Work | .20 | 4,000.00 | Spring 2020 |
| R | Ruiz, Rachel S. | Ph.D. | Lecturer | Occupational, Workforce, and Leadership Studies | .20 | 4,000.00 | Spring 2020 |
| R | Rudy, Sandra J. | B.S.I.D. | Lecturer | Family and Consumer Sciences | .20 | 5,000.00 | Spring 2020 |
| R | Saha, Subhrajit | Ph.D. | Lecturer | Agricultural Sciences | 1.00 | 28,200.78 | Spring 2020 |
| R | Spencer, David | J.D. | Lecturer | Criminal Justice | .40 | 8,000.00 | Spring 2020 |
| R | Spencer, David | J.D. | Lecturer | Criminal Justice | .20 | 4,000.00 | SSI-SSII |
| R | Springer, Gary J. | Ph.D. | Lecturer | Occupational, Workforce, and Leadership Studies | .20 | 4,000.00 | Spring 2020 |
| R | Squires, Vickie L. | M.M.Ed. | Lecturer | Family and Consumer Sciences | .20 | 4,750.00 | Spring 2020 |
| N | Takahashi, Iwao | Ph.D. | Lecturer | Family and Consumer Sciences | .20 | 5,000.00 | Spring 2020 |
| N | Vasquez, Jennifer | M.S.W. | Lecturer | Social Work | 1.00 | 26,722.04 | Spring 2020 |
| N | Volk, Robbie M. | M.S.C.J. | Lecturer | Criminal Justice | .20 | 3,473.00 | Spring 2020 |
| N | Whitworth, Clifford | Ph.D. | Lecturer | Occupational, Workforce, and Leadership Studies | .20 | 4,000.00 | Spring 2020 |
| R | Wilson, Barbara D. | M.Ed. | Lecturer | Occupational, Workforce, and Leadership Studies | .20 | 3,500.00 | Spring 2020 |
| R | Youens, Christine | M.S. | Lecturer | Family and Consumer Sciences | .50 | 11,730.06 | Spring 2020 |
| R | Youngberg, Emily | M.S.W. | Lecturer | Social Work | 1.00 | 26,722.00 | Spring 2020 |

MCCOY COLLEGE OF BUSINESS ADMINISTRATION

| | | | | | | | |
|---|---------------------|----------|-------------|---|------|------------|-------------|
| R | Ally, Murtaza | M.B.A. | Lecturer | Computer Information Systems and Quantitative Methods | .40 | 10,000.00 | Spring 2020 |
| R | Ahmed, Mohammad I. | Ph.D. | Asst. Prof. | Finance and Economics | 1.00 | 105,000.00 | 2020-2021 |
| R | Arledge III, Roy W. | J.D. | Lecturer | Finance and Economics | .20 | 4,500.00 | Spring 2020 |
| R | Ayers, Lindsay E. | J.D. | Lecturer | Finance and Economics | .20 | 4,500.00 | Spring 2020 |
| R | Beadle, David I. | M.A. | Lecturer | Management | .20 | 4,750.00 | Spring 2020 |
| R | Biemer, David J. | Ph.D. | Lecturer | Management | .20 | 4,600.00 | Spring 2020 |
| R | Biemer, David J. | Ph.D. | Lecturer | Management | .20 | 4,500.00 | SSI |
| R | Blacksmith, James | M.S. | Lecturer | Management | .40 | 8,250.00 | Spring 2020 |
| R | Bogar, Daniel T. | M.B.A. | Lecturer | Management | .40 | 7,250.00 | Spring 2020 |
| R | Bogar, Daniel T. | M.B.A. | Lecturer | Management | .20 | 3,500.00 | SSI |
| R | Bucco, Jack | Ph.D. | Lecturer | Finance and Economics | .40 | 9,000.00 | Spring 2020 |
| R | Cooley, Ronald R. | M.B.A. | Lecturer | Finance and Economics | .20 | 4,500.00 | Spring 2020 |
| R | D'Amelio, Michael | J.D. | Lecturer | Management | .20 | 4,600.00 | Spring 2020 |
| R | D'Amelio, Michael | J.D. | Lecturer | Management | .20 | 4,500.00 | SSI-SSII |
| R | Davidson, Jeanne | M.S.Acy. | Lecturer | Accounting | .40 | 15,250.00 | Spring 2020 |
| R | Donahue, Nathan | M.A. | Lecturer | Management | .40 | 9,250.00 | Spring 2020 |
| N | Driskill, Matthew | Ph.D. | Asst. Prof. | Accounting | 1.00 | 155,000.00 | 2020-2021 |

| | | | | | | | |
|---|--------------------------|----------|-------------------------|---|------|------------|-------------|
| R | Evans, Mark W. | M.S. | Lecturer | Management | .40 | 9,250.00 | Spring 2020 |
| R | Evans, Mark W. | M.S. | Lecturer | Management | .40 | 9,000.00 | SSI-SSII |
| R | Farra, Yasser | M.S.Eng. | Lecturer | Computer Information Systems and Quantitative Methods | .20 | 5,000.00 | Spring 2020 |
| R | Felan, Victor N. | M.B.A. | Lecturer | Accounting | .40 | 7,650.00 | Spring 2020 |
| N | Fidia Farah, Quazi | Ph.D. | Lecturer | Finance and Economics | 1.00 | 86,000.00 | 2020-2021 |
| R | Guerrero, Elizabeth | M.B.A. | Lecturer | Management | .20 | 5,100.00 | Spring 2020 |
| R | Guerrero, Elizabeth | M.B.A. | Lecturer | Management | .20 | 5,000.00 | SSI-SSII |
| R | Hamilton, William | M.S. | Lecturer | Management | .20 | 1,750.00 | Spring 2020 |
| R | Hoffman, Tina M. | M.B.A. | Lecturer | Management | .40 | 8,250.00 | Spring 2020 |
| R | Horn, Ernest J. | M.B.A. | Lecturer | Finance and Economics | .20 | 4,500.00 | Spring 2020 |
| N | Israel, Steve | M.S. | Lecturer | Management | .20 | 3,750.00 | Spring 2020 |
| R | Jaeger, Amy D. | M.B.A. | Lecturer | Management | .20 | 4,750.00 | Spring 2020 |
| N | Liu, Yifan | M.B.A. | Asst. Prof. | Finance and Economics | 1.00 | 140,000.00 | 2020-2020 |
| R | Lund, Yogesh D. | M.B.A. | Lecturer | Management | .20 | 4,600.00 | Spring 2020 |
| R | McNeill, Lance J. | M.B.A. | Lecturer | Management | .20 | 3,750.00 | Spring 2020 |
| R | Morgan, Byron L. | Ph.D. | Lecturer | Computer Information Systems and Quantitative Methods | .20 | 5,000.00 | Spring 2020 |
| R | Morgan, Byron L. | Ph.D. | Lecturer | Management | .20 | 4,600.00 | Spring 2020 |
| R | Morgan, Byron L. | Ph.D. | Lecturer | Management | .20 | 4,500.00 | SSI |
| R | Murtaza, Ally | M.B.A. | Lecturer | Computer Information Systems and Quantitative Methods | .40 | 10,000.00 | Spring 2020 |
| R | Obdyke, Louis | J.D. | Lecturer | Management | .20 | 4,750.00 | Spring 2020 |
| R | Ortega, Isaac V. | J.D. | Lecturer | Management | .20 | 3,750.00 | Spring 2020 |
| R | Prilipko, Evgenia V. | Ph.D. | Lecturer | Management | .20 | 4,750.00 | Spring 2020 |
| R | Proesel, Steven G. | M.S.B.A. | Lecturer | Accounting | .20 | 7,250.00 | Spring 2020 |
| R | Rose, Dennis V. | M.B.A. | Lecturer | Management | .40 | 8,250.00 | Spring 2020 |
| R | Rougeux, Natalie | J.D. | Lecturer | Management | .20 | 4,250.00 | Spring 2020 |
| R | Teves, Eileen C. | D.B.A. | Lecturer | Management | .20 | 4,750.00 | Spring 2020 |
| R | Trinidad, Jose | Ph.D. | Asst. Prof. Emeritus | Finance and Economics | .20 | 4,500.00 | Spring 2020 |
| R | Watts, Tracy L. | M.A. | Lecturer | Management | .40 | 3,750.00 | Spring 2020 |
| R | Weider, Richard L. | M.B.A. | Lecturer | Management | .20 | 3,750.00 | Spring 2020 |
| R | Wiley, Emily R. | M.B.A. | Lecturer | Management | .40 | 10,000.00 | Spring 2020 |
| R | Wilhelm, Justin J. | M.Acy. | Lecturer | Accounting | .20 | 10,800.00 | Spring 2020 |
| R | Wilhelm, Justin J. | M.Acy. | Lecturer | Accounting | .20 | 10,800.00 | SSI |
| R | Williams, Laura | M.A. | Lecturer | Management | .40 | 3,750.00 | Spring 2020 |
| N | Zhang, Ren | Ph.D. | Asst. Prof. | Finance and Economics | 1.00 | 106,000.00 | 2020-2021 |
| R | Zigrossi, Christopher J. | M.B.A. | Lecturer | Management | .40 | 9,100.00 | Spring 2020 |
| R | Zigrossi, Christopher J. | M.B.A. | Lecturer | Management | .20 | 4,500.00 | SSI-SSII |
| R | Zigrossi, Sam J. | M.B.A. | Lecturer | Management | .20 | 4,600.00 | Spring 2020 |
| R | Zigrossi, Sam J. | M.B.A. | Lecturer | Management | .20 | 4,500.00 | SSI-SSII |

COLLEGE OF EDUCATION

| | | | | | | | |
|---|---------------------|-----------|--------------|--|------|-----------|-------------|
| R | Alexander, Lonny | B.A. | Lecturer | Health and Human Performance | .20 | 0.00 | Spring 2020 |
| R | Antoine, Zenarae | M.S.P.E. | Lecturer | Health and Human Performance | .20 | 0.00 | Spring 2020 |
| N | Arar, Khalid H. | Ph.D. | Assoc. Prof. | Counseling, Leadership, Adult Education, and School Psychology | 1.00 | 88,000.00 | 2020-2021 |
| R | Armentrout, Debra | M.Ed. | Lecturer | Curriculum and Instruction | .40 | 7,600.00 | Spring 2020 |
| R | Averyt, Beverly | M.Ed. | Lecturer | Health and Human Performance | .20 | 0.00 | Spring 2020 |
| R | Bahney, Jean S. | Ed.D. | Lecturer | Curriculum and Instruction | .40 | 7,000.00 | Spring 2020 |
| R | Balcer, Mary K. | M.Ed. | Lecturer | Curriculum and Instruction | .20 | 3,500.00 | Spring 2020 |
| R | Bazan, Orphalinda | M.Ed. | Lecturer | Curriculum and Instruction | .20 | 3,500.00 | Spring 2020 |
| R | Benn, Sherri H. | Ph.D. | Lecturer | Counseling, Leadership, Adult Education, and School Psychology | .20 | 4,000.00 | Spring 2020 |
| N | Bohonos, Jeremy | Ph.D. | Asst. Prof. | Counseling, Leadership, Adult Education, and School Psychology | 1.00 | 71,000.00 | 2020-2021 |
| R | Botello, Leticia G. | M.Ed. | Lecturer | Curriculum and Instruction | .40 | 7,000.00 | Spring 2020 |
| R | Brown, Vanessa | M.Ed. | Lecturer | Curriculum and Instruction | .20 | 3,500.00 | Spring 2020 |
| R | Burke, Jessica L. | M.S.R.L.S | Lecturer | Health and Human Performance | .20 | 4,000.00 | Spring 2020 |

| | | | | | | | |
|---|-------------------------|---------|--------------------|--|------|-----------|-------------|
| R | Burns, Marla E. | M.A. | Lecturer | Health and Human Performance | .20 | 3,500.00 | Spring 2020 |
| N | Cabell, Lee | Ed.D. | Lecturer | Health and Human Performance | .40 | 9,000.00 | Spring 2020 |
| R | Cade, Barbara L. | Ed.D. | Lecturer | Curriculum and Instruction | .20 | 600.00 | Spring 2020 |
| R | Calzada, Donna J. | Ed.D. | Lecturer | Counseling, Leadership, Adult Education, and School Psychology | .20 | 4,000.00 | SSI |
| R | Calzada, Lucio | Ed.D. | Lecturer | Counseling, Leadership, Adult Education, and School Psychology | .20 | 4,000.00 | Spring 2020 |
| R | Canales, Pita M. | M.S. | Lecturer | Curriculum and Instruction | .20 | 4,100.00 | Spring 2020 |
| R | Castillo, Alice V. | M.A. | Lecturer | Curriculum and Instruction | .20 | 3,500.00 | Spring 2020 |
| R | Cave, Roy M. | M.S. | Lecturer | Curriculum and Instruction | .20 | 4,100.00 | Spring 2020 |
| R | Clark, Susan B. | M.Ed. | Lecturer | Curriculum and Instruction | .40 | 7,000.00 | Spring 2020 |
| R | Collier, Denise L. | Ed.D. | Lecturer | Counseling, Leadership, Adult Education, and School Psychology | .20 | 4,000.00 | Spring 2020 |
| R | Conner, Kathi | B.A. | Lecturer | Health and Human Performance | .20 | 0.00 | Spring 2020 |
| R | Corbillon, Fabien | M.S. | Lecturer | Health and Human Performance | .20 | 0.00 | Spring 2020 |
| R | Darden, Lora L. | Ph.D. | Lecturer | Curriculum and Instruction | .20 | 4,000.00 | Spring 2020 |
| R | Davis, Barbara H. | Ed.D. | Professor Emeritus | Curriculum and Instruction | .20 | 3,500.00 | Spring 2020 |
| R | Faires, Carey W. | B.S.Ed. | Lecturer | Health and Human Performance | .20 | 2,223.00 | Spring 2020 |
| N | Farrell III, John W. | Ph.D. | Asst. Prof. | Health and Human Performance | 1.00 | 70,000.00 | 2020-2021 |
| R | Fife, Tammy A. | M.F.A. | Lecturer | Health and Human Performance | .20 | 0.00 | Spring 2020 |
| R | Fletcher, Erika S. | M.Ed. | Lecturer | Curriculum and Instruction | .20 | 3,500.00 | Spring 2020 |
| R | Foster, Laura K. | M.Ed. | Lecturer | Counseling, Leadership, Adult Education, and School Psychology | .40 | 8,000.00 | Spring 2020 |
| R | Gilbert, Mary B. | B.S.Ed. | Lecturer | Health and Human Performance | .20 | 0.00 | Spring 2020 |
| N | Glosoff, Harriet L. | Ph.D. | Asst. Prof. | Counseling, Leadership, Adult Education, and School Psychology | 1.00 | 86,000.00 | 2020-2021 |
| R | Goodwin, Patsy | M.S. | Lecturer | Curriculum and Instruction | .20 | 4,100.00 | Spring 2020 |
| R | Gorence, Deborah | M.Ed. | Lecturer | Curriculum and Instruction | .20 | 3,500.00 | Spring 2020 |
| R | Goudeau, Rita L. | M.S. | Lecturer | Curriculum and Instruction | .20 | 3,500.00 | Spring 2020 |
| R | Grimaldo, Leticia | Ph.D. | Lecturer | Counseling, Leadership, Adult Education, and School Psychology | .20 | 4,000.00 | Spring 2020 |
| R | Grimaldo, Leticia | Ph.D. | Lecturer | Counseling, Leadership, Adult Education, and School Psychology | .40 | 8,000.00 | SSI-SSII |
| R | Habermacher, Sha-Lyn | M.Ed. | Lecturer | Curriculum and Instruction | .20 | 3,500.00 | Spring 2020 |
| R | Hall, Dorothy L. | Ph.D. | Lecturer | Counseling, Leadership, Adult Education, and School Psychology | .20 | 4,000.00 | SSI |
| R | Harris, Pamela W. | M.Ed. | Lecturer | Curriculum and Instruction | .20 | 3,500.00 | Spring 2020 |
| R | Hausladen, Alexander D. | M.S. | Lecturer | Health and Human Performance | .20 | 0.00 | Spring 2020 |
| R | Heath, Sandra E. | M.Ed. | Lecturer | Health and Human Performance | .20 | 3,500.00 | Spring 2020 |
| R | Hendrix, April N. | Ph.D. | Lecturer | Counseling, Leadership, Adult Education, and School Psychology | .20 | 4,000.00 | SSI |
| R | Higdon, Kimberly | Ph.D. | Lecturer | Curriculum and Instruction | .20 | 3,500.00 | Spring 2020 |
| R | Hill, Gregory T. | Ph.D. | Lecturer | Counseling, Leadership, Adult Education, and School Psychology | .20 | 4,000.00 | Spring 2020 |
| R | Hill, Gregory T. | Ph.D. | Lecturer | Counseling, Leadership, Adult Education, and School Psychology | .20 | 4,000.00 | SSI-SSII |
| R | Howell, Michael | B.G.S. | Lecturer | Health and Human Performance | .20 | 0.00 | Spring 2020 |
| N | Huiet, Sean M. | B.S.Ed. | Lecturer | Health and Human Performance | .20 | 0.00 | Spring 2020 |
| R | Humphrey, Whitney L. | Ph.D. | Lecturer | Counseling, Leadership, Adult Education, and School Psychology | .20 | 4,000.00 | Spring 2020 |
| R | Hutchison, Karen | M.Ed. | Lecturer | Curriculum and Instruction | .20 | 3,500.00 | Spring 2020 |
| R | Ikels, Ann B. | M.Ed. | Lecturer | Curriculum and Instruction | .20 | 3,500.00 | Spring 2020 |
| R | Jackson, James | M.Ed. | Lecturer | Curriculum and Instruction | .20 | 3,500.00 | Spring 2020 |
| R | Jacob, Cynthia C. | M.Ed. | Lecturer | Curriculum and Instruction | .20 | 4,100.00 | Spring 2020 |
| R | Jobes, Cheryl S. | M.A. | Lecturer | Curriculum and Instruction | .20 | 3,500.00 | Spring 2020 |
| R | Johnson, John K. | M.S. | Lecturer | Health and Human Performance | .20 | 2,000.00 | Spring 2020 |
| R | Jones, Elaine B. | M.Ed. | Lecturer | Curriculum and Instruction | .20 | 4,700.00 | Spring 2020 |
| R | Jones, Joan C. | M.Ed. | Lecturer | Curriculum and Instruction | .20 | 3,500.00 | Spring 2020 |
| R | Jones, Patricia | M.Ed. | Lecturer | Curriculum and Instruction | .20 | 3,500.00 | Spring 2020 |

| | | | | | | | |
|---|--------------------------|---------|--------------|--|------|-----------|-------------|
| R | Kamen, Michael | Ph.D. | Lecturer | Counseling, Leadership, Adult Education, and School Psychology | .40 | 8,000.00 | SSI-SSII |
| R | Kennedy, Mark D. | J.D. | Lecturer | Counseling, Leadership, Adult Education, and School Psychology | .20 | 4,000.00 | Spring 2020 |
| R | Kim, Amber G. | M.Ed. | Lecturer | Curriculum and Instruction | .20 | 3,500.00 | Spring 2020 |
| R | Koury, Cheryl L. | M.Ed. | Lecturer | Curriculum and Instruction | .20 | 5,300.00 | Spring 2020 |
| R | Kraft, Michelle | B.S. | Lecturer | Health and Human Performance | .20 | 0.00 | Spring 2020 |
| R | Kuhn, Michelle | Ph.D. | Lecturer | Curriculum and Instruction | .20 | 4,000.00 | Spring 2020 |
| R | Lee, Allyson A. | M.Ed. | Lecturer | Curriculum and Instruction | .20 | 4,000.00 | Spring 2020 |
| R | Lee, Allyson A. | M.Ed. | Lecturer | Curriculum and Instruction | .40 | 8,000.00 | SSI-SSII |
| N | Lee, Jin | M.A. | Asst. Prof. | Counseling, Leadership, Adult Education, and School Psychology | 1.00 | 68,000.00 | 2020-2021 |
| R | Linares, Patricia | Ph.D. | Lecturer | Counseling, Leadership, Adult Education, and School Psychology | .20 | 4,000.00 | Spring 2020 |
| R | Lind, Tamara D. | M.Ed. | Lecturer | Curriculum and Instruction | .20 | 3,500.00 | Spring 2020 |
| R | Lopez, Michelle A. | Ph.D. | Lecturer | Counseling, Leadership, Adult Education, and School Psychology | .20 | 4,000.00 | Spring 2020 |
| R | Lord, Michal A. | Ph.D. | Lecturer | Health and Human Performance | .20 | 4,500.00 | Spring 2020 |
| R | Lunkin, Karen L. | Ph.D. | Lecturer | Counseling, Leadership, Adult Education, and School Psychology | .20 | 4,000.00 | Spring 2020 |
| R | Lunkin, Karen L. | Ph.D. | Lecturer | Counseling, Leadership, Adult Education, and School Psychology | .20 | 4,000.00 | SSI |
| N | Mahalingappa, Laura J. | Ph.D. | Assoc. Prof. | Curriculum and Instruction | 1.00 | 77,500.00 | 2020-2021 |
| R | Matthys, Matt A. | Ph.D. | Lecturer | Curriculum and Instruction | .20 | 4,000.00 | Spring 2020 |
| N | McClelland, Amanda M. | M.S.Ed. | Lecturer | Curriculum and Instruction | .20 | 3,500.00 | Spring 2020 |
| R | McGrew, Chaitra | Ph.D. | Lecturer | Curriculum and Instruction | .20 | 4,000.00 | Spring 2020 |
| R | McMillen-Hudak, Nancy A. | M.S. | Lecturer | Curriculum and Instruction | .20 | 4,100.00 | Spring 2020 |
| N | Miller, Cindy F. | Ph.D. | Asst. Prof. | Counseling Leadership, Adult Education, and School Psychology | 1.00 | 74,000.00 | 2020-2021 |
| R | Milligan, Kevin R. | Ph.D. | Lecturer | Counseling, Leadership, Adult Education, and School Psychology | .20 | 4,000.00 | Spring 2020 |
| R | Milligan, Kevin R. | Ph.D. | Lecturer | Counseling, Leadership, Adult Education, and School Psychology | .20 | 4,000.00 | SSI-SSII |
| R | Moczygemba, Anna M. | Ed.D. | Lecturer | Counseling, Leadership, Adult Education, and School Psychology | .20 | 4,000.00 | Spring 2020 |
| R | Money, Kristy K. | Ph.D. | Lecturer | Counseling, Leadership, Adult Education, and School Psychology | .20 | 4,000.00 | Spring 2020 |
| R | Monforton, Celeste A. | D.P.H. | Lecturer | Health and Human Performance | .20 | 4,500.00 | Spring 2020 |
| R | Morrison, Barbara | M.Ed. | Lecturer | Curriculum and Instruction | .20 | 600.00 | Spring 2020 |
| R | Morton, Vincent E. | Ph.D. | Lecturer | Counseling, Leadership, Adult Education, and School Psychology | .20 | 4,000.00 | Spring 2020 |
| R | Murphy, Caitlin B. | M.Ed. | Lecturer | Curriculum and Instruction | .20 | 4,000.00 | Spring 2020 |
| R | Murphy, Caitlin B. | M.Ed. | Lecturer | Curriculum and Instruction | .40 | 8,000.00 | SSI-SSII |
| R | Nelson, Angela M. | Ed.D. | Lecturer | Curriculum and Instruction | .20 | 3,500.00 | Spring 2020 |
| N | Nilsson, Par | B.S. | Lecturer | Health and Human Performance | .20 | 0.00 | Spring 2020 |
| R | Nolan, Christy D. | Ed.D. | Lecturer | Health and Human Performance | .20 | 4,500.00 | Spring 2020 |
| R | O'Bleness, Jessica J. | Ph.D. | Lecturer | Counseling, Leadership, Adult Education, and School Psychology | .20 | 4,000.00 | Spring 2020 |
| N | O'Donnell, Jennifer L. | Ph.D. | Asst. Prof. | Curriculum and Instruction | 1.00 | 70,000.00 | 2020-2021 |
| N | Oakes, Lindsey R. | Ph.D. | Asst. Prof. | Health and Human Performance | 1.00 | 70,000.00 | 2020-2021 |
| R | Opella, Janice L. | M.Ed. | Lecturer | Curriculum and Instruction | .20 | 3,500.00 | Spring 2020 |
| R | Opella, Janice L. | M.Ed. | Lecturer | Curriculum and Instruction | .20 | 3,500.00 | SSI |
| R | O'Rourke, Patricia | M.Ed. | Lecturer | Curriculum and Instruction | .20 | 3,500.00 | Spring 2020 |
| R | Otting, Tiffany L. | Ph.D. | Lecturer | Counseling, Leadership, Adult Education, and School Psychology | .20 | 4,000.00 | Spring 2020 |
| R | Otting, Tiffany L. | Ph.D. | Lecturer | Counseling, Leadership, Adult Education, and School Psychology | .20 | 4,000.00 | SSI-SSII |

| | | | | | | | |
|---|--------------------------------|-----------|--------------------------|---|------|------------|-------------|
| R | Painter, Kirk G. | D.P.T. | Lecturer | Health and Human Performance | .20 | 4,500.00 | Spring 2020 |
| R | Papesh Manning, Rebecca L. | M.Ed. | Lecturer | Curriculum and Instruction | .20 | 600.00 | Spring 2020 |
| N | Paz, Michael | Ph.D. | Lecturer | Counseling, Leadership, Adult Education, and School Psychology | .20 | 4,000.00 | Spring 2020 |
| R | Pierce, Carolyn D. | M.Ed. | Lecturer | Curriculum and Instruction | .20 | 3,500.00 | Spring 2020 |
| R | Plunkett, Tory A. | B.B.A. | Lecturer | Health and Human Performance | .20 | 0.00 | Spring 2020 |
| N | Polat, Nihat | Ph.D. | Professor | Curriculum and Instruction | 1.00 | 148,500.00 | 2020-2021 |
| R | Pool, Kimbroly A. | Ed.D. | Lecturer | Curriculum and Instruction | .40 | 7,000.00 | Spring 2020 |
| R | Potter, Denise D. | M.Ed. | Lecturer | Curriculum and Instruction | .40 | 7,000.00 | Spring 2020 |
| R | Pluckett, Tory A. | B.B.A. | Lecturer | Health and Human Performance | .20 | 0.00 | Spring 2020 |
| R | Reyes, Catharina | M.Ed. | Lecturer | Curriculum and Instruction | .20 | 1,166.67 | Spring 2020 |
| R | Riley, Jr., Philip M. | M.Ed. | Lecturer | Curriculum and Instruction | .20 | 4,700.00 | Spring 2020 |
| R | Roberts, Scott L. | M.A. | Lecturer | Counseling, Leadership, Adult Education, and School Psychology | .20 | 4,000.00 | Spring 2020 |
| N | Robinson, Jessica | M.L.I.S. | Lecturer | Curriculum and Instruction | 1.00 | 49,000.00 | 2020-2021 |
| N | Robinson, Thomas B. | M.A. | Asst. Prof. | Curriculum and Instruction | 1.00 | 70,000.00 | Spring 2020 |
| R | Rodriguez, Brenda | M.Ed. | Lecturer | Counseling, Leadership, Adult Education, and School Psychology | .20 | 4,000.00 | SSI-SSII |
| R | Ruiz-Winner, Veronica D. | Ph.D. | Lecturer | Curriculum and Instruction | .20 | 4,000.00 | Spring 2020 |
| R | Ruiz-Winner, Veronica D. | Ph.D. | Lecturer | Curriculum and Instruction | .20 | 4,000.00 | SSI-SSII |
| R | Saladino, Rebecca F.K. | M.Ed. | Lecturer | Curriculum and Instruction | .20 | 4,700.00 | Spring 2020 |
| R | Scholwinski, Jr., Edward J. | Ph.D. | Assoc. Prof. Emeritus | Counseling, Leadership, Adult Education, and School Psychology | .20 | 4,000.00 | Spring 2020 |
| R | Serrano Ramos, Arlene F. | Ph.D. | Lecturer | Counseling, Leadership, Adult Education, and School Psychology | .40 | 8,000.00 | Spring 2020 |
| R | Silva, Stella | Ph.D. | Lecturer | Counseling, Leadership, Adult Education, and School Psychology | .20 | 4,000.00 | Spring 2020 |
| R | Simmons, David | Ed.D. | Lecturer | Counseling, Leadership, Adult Education, and School Psychology | .20 | 4,000.00 | Spring 2020 |
| R | Smith, Patricia L. | M.L.A. | Lecturer | Curriculum and Instruction | .20 | 4,000.00 | Spring 2020 |
| R | Smith, Sandra D. | M.Ed. | Lecturer | Curriculum and Instruction | .20 | 3,500.00 | Spring 2020 |
| R | Snader, Eric H. | Psy.D. | Lecturer | Counseling, Leadership, Adult Education, and School Psychology | .40 | 8,000.00 | Spring 2020 |
| R | Sneed, John C. | M.S.R.L.S | Lecturer | Health and Human Performance | .40 | 7,000.00 | Spring 2020 |
| R | Spear, Elizabeth | M.Ed. | Lecturer | Curriculum and Instruction | .20 | 4,100.00 | Spring 2020 |
| R | Spencer, Jeanne | Ed.D. | Lecturer | Counseling, Leadership, Adult Education, and School Psychology | .40 | 8,000.00 | Spring 2020 |
| R | Spencer, Jeanne | Ed.D. | Lecturer | Counseling, Leadership, Adult Education, and School Psychology | .20 | 4,000.00 | SSI |
| R | Solis, Kelsey N. | M.Ed. | Lecturer | Health and Human Performance | .20 | 0.00 | Spring 2020 |
| R | Steen, Heather | M.Ed. | Lecturer | Curriculum and Instruction | .20 | 3,500.00 | Spring 2020 |
| R | Stephens, Elizabeth C. | Ed.D. | Professor Emeritus | Curriculum and Instruction | .20 | 4,000.00 | Spring 2020 |
| R | Stephens, Elizabeth C. | Ed.D. | Professor Emeritus | Curriculum and Instruction | .20 | 4,000.00 | SSI |
| R | Stephens, Jocelyn | B.A. | Lecturer | Health and Human Performance | .20 | 0.00 | Spring 2020 |
| R | Stephens, Mattyna | Ph.D. | Lecturer | Counseling, Leadership, Adult Education, and School Psychology | .20 | 4,000.00 | Spring 2020 |
| R | Stroud, Rachel B. | Ph.D. | Lecturer | Counseling, Leadership, Adult Education, and School Psychology | .40 | 8,000.00 | Spring 2020 |
| R | Summer, Marlyse | M.Ed. | Lecturer | Curriculum and Instruction | .40 | 7,000.00 | Spring 2020 |
| R | Tidwell, Tamera | Ed.D. | Lecturer | Curriculum and Instruction | .40 | 7,000.00 | Spring 2020 |
| R | Traphagan, Hanna | M.Ed. | Lecturer | Health and Human Performance | .20 | 3,500.00 | Spring 2020 |
| N | Trout, Steven L. | B.G.S. | Lecturer | Health and Human Performance | .20 | 0.00 | Spring 2020 |
| R | Velchoff, Amy M. | M.S.Ed. | Lecturer | Curriculum and Instruction | .20 | 3,500.00 | Spring 2020 |
| R | Velchoff, Amy M. | M.S.Ed. | Lecturer | Curriculum and Instruction | .40 | 14,000.00 | SSI-SSII |

| | | | | | | | |
|---|---------------------------|---------|----------|--|-----|----------|-------------|
| R | Vesseliza, Jr., Robert R. | M.A. | Lecturer | Health and Human Performance | .20 | 0.00 | Spring 2020 |
| R | Villers, Lance C. | Ph.D. | Lecturer | Counseling, Leadership, Adult Education, and School Psychology | .20 | 4,000.00 | SSI-SSII |
| R | Weese, Jessica E. | M.S. | Lecturer | Health and Human Performance | .40 | 7,000.00 | Spring 2020 |
| R | Weese, Jessica E. | M.S. | Lecturer | Health and Human Performance | .40 | 7,000.00 | SSI-SSII |
| R | Werner, Patricia | M.Ed. | Lecturer | Health and Human Performance | .20 | 3,500.00 | Spring 2020 |
| R | Woodard, Richelle | B.S.Ed. | Lecturer | Health and Human Performance | .20 | 0.00 | Spring 2020 |
| R | Young, Maria D. | M.Ed. | Lecturer | Curriculum and Instruction | .20 | 600.00 | Spring 2020 |
| R | Zibelin, Jill B. | M.S. | Lecturer | Curriculum and Instruction | .40 | 7,000.00 | Spring 2020 |

COLLEGE OF FINE ARTS AND COMMUNICATION

| | | | | | | | |
|---|------------------------|----------|--------------|-----------------------------------|------|-----------|-------------|
| R | Agnew, Steffanie | M.A. | Lecturer | Journalism and Mass Communication | .20 | 3,000.00 | Spring 2020 |
| N | Austin, Jasmine T. | M.A. | Asst. Prof. | Communication Studies | 1.00 | 31,500.00 | Spring 2020 |
| N | Auxier, Brooke E. | Ph.D. | Asst. Prof. | Journalism and Mass Communication | 1.00 | 68,000.04 | 2020-2021 |
| R | Avenatti, Alyssa | M.M. | Lecturer | Music | .40 | 9,000.00 | Spring 2020 |
| R | Ballew, Sunday M. | M.F.A. | Lecturer | Art and Design | .40 | 7,112.00 | Spring 2020 |
| R | Bandy, Carla A. | B.F.A. | Lecturer | Art and Design | .20 | 3,612.00 | Spring 2020 |
| R | Booker, Carl J. | M.F.A. | Lecturer | Theatre and Dance | .20 | 3,500.00 | Spring 2020 |
| R | Boysen, Karl L. | M.A. | Lecturer | Communication Studies | .20 | 3,700.00 | Spring 2020 |
| R | Brown, Hollie A. | M.F.A. | Lecturer | Art and Design | .20 | 3,612.00 | Spring 2020 |
| R | Chon, Kayla E.H. | D.M.A. | Lecturer | Music | .40 | 7,000.00 | Spring 2020 |
| R | Cochran, Denise | B.A.T. | Lecturer | Theatre and Dance | .20 | 4,000.00 | Spring 2020 |
| R | Collazo, Hannah | M.A. | Lecturer | Communication Studies | .75 | 15,000.03 | Spring 2020 |
| R | Cone, Courtney J. | M.F.A. | Lecturer | Art and Design | .75 | 16,533.00 | Spring 2020 |
| N | Corey-Ekin, Bethany L. | M.F.A. | Lecturer | Theatre and Dance | .20 | 4,000.00 | Spring 2020 |
| R | DeBow, Faith | M.M. | Sr. Lecturer | Music | .40 | 8,000.00 | Spring 2020 |
| R | Deemer, Paul M. | M.M. | Lecturer | Music | .40 | 1,800.00 | Spring 2020 |
| R | Delbello, Thomas | M.F.A. | Lecturer | Theatre and Dance | .40 | 7,000.00 | Spring 2020 |
| R | Donnelly, David M. | M.A. | Lecturer | Theatre and Dance | .20 | 3,500.00 | SSI-SSII |
| R | Easterday, Anastasia | Ph.D. | Lecturer | Art and Design | .20 | 4,112.00 | Spring 2020 |
| R | Evans, Jenny R. | Ed.D. | Lecturer | Art and Design | .40 | 7,112.00 | Spring 2020 |
| R | Fernandez, Veronica M. | M.F.A. | Lecturer | Art and Design | .20 | 3,500.00 | Spring 2020 |
| R | Fife, Tammy A. | M.F.A. | Lecturer | Theatre and Dance | .20 | 4,000.00 | Spring 2020 |
| R | Fife, Tammy A. | M.F.A. | Lecturer | Theatre and Dance | .20 | 4,000.00 | SSI |
| R | Fraser, Leslee R. | M.F.A. | Lecturer | Art and Design | .75 | 16,533.00 | Spring 2020 |
| R | Gates, Kevin, T. | M.A. | Lecturer | Theatre and Dance | 1.00 | 24,095.84 | Spring 2020 |
| R | Gaultney, Ira B. | M.A.I.S. | Lecturer | Journalism and Mass Communication | .40 | 7,250.00 | Spring 2020 |
| R | Gaultney, Ira B. | M.A.I.S. | Lecturer | Journalism and Mass Communication | .20 | 3,750.00 | SSI |
| R | Gaultney, Ira B. | M.A.I.S. | Lecturer | Journalism and Mass Communication | .40 | 7,250.00 | SSII |
| R | George, Babetta | M.F.A. | Lecturer | Theatre and Dance | .20 | 4,112.00 | Spring 2020 |
| R | Gibson, Monica | B.A. | Lecturer | Theatre and Dance | .20 | 3,500.00 | SSII |
| R | Girko, Stephen | M.M. | Lecturer | Music | .20 | 3,600.00 | Spring 2020 |
| R | Gonzalez, Brandon I. | M.F.A. | Lecturer | Theatre and Dance | .50 | 11,443.37 | Spring 2020 |
| R | Gonzalez, Rene | M.M. | Lecturer | Music | .20 | 3,600.00 | Spring 2020 |
| R | Gray, Abbigail C. | J.D. | Lecturer | Journalism and Mass Communication | .20 | 4,250.00 | Spring 2020 |
| R | Guzman, Jr., Miguel S. | H.S. | Lecturer | Music | .40 | 11,350.00 | Spring 2020 |
| R | Hadden, Shelby | M.F.A. | Lecturer | Theatre and Dance | .75 | 17,670.74 | Spring 2020 |
| R | Hawes, Cathy J. | M.A. | Lecturer | Theatre and Dance | .20 | 4,000.00 | Spring 2020 |
| R | Haynes, Jr., Don | M.M. | Lecturer | Music | .40 | 5,400.00 | Spring 2020 |
| R | Head, Katherine | M.A. | Lecturer | Communication Studies | .20 | 3,600.00 | SSI |

| | | | | | | | |
|---|-------------------------------|--------|-----------------------|--------------------------------------|------|-----------|-------------|
| R | Helfert, David L. | M.A. | Lecturer | Communication Studies | .20 | 3,700.00 | Spring 2020 |
| R | Hendren, Claire | Ph.D. | Lecturer | Art and Design | .40 | 8,112.00 | Spring 2020 |
| R | Herrera, Richard | M.Ed. | Lecturer | Music | .40 | 5,400.00 | Spring 2020 |
| N | Hinsley, Amber W. | Ph.D. | Asst. Prof. | Journalism and Mass Communication | 1.00 | 71,500.00 | 2020-2021 |
| R | Huke, Sarann S. | B.F.A. | Lecturer | Theatre and Dance | .20 | 4,000.00 | Spring 2020 |
| R | Jewell, Marcie L. | M.F.A. | Lecturer | Theatre and Dance | .20 | 1,800.00 | Spring 2020 |
| R | Khan, Salwa | Ph.D. | Lecturer | Journalism and Mass Communication | .40 | 8,250.00 | Spring 2020 |
| R | Liford, Clayton C. | B.S. | Lecturer | Theatre and Dance | .20 | 3,612.00 | Spring 2020 |
| R | Lyons-Garcia, Courtney P. | M.A. | Lecturer | Journalism and Mass Communication | .20 | 3,750.00 | Spring 2020 |
| R | Marks, Dianne S. | M.Ed. | Lecturer | Theatre and Dance | .40 | 1,200.00 | Spring 2020 |
| R | Markus, Dwight L. | M.A. | Lecturer | Theatre and Dance | .20 | 4,000.00 | Spring 2020 |
| R | Markus, Dwight L. | M.A. | Lecturer | Theatre and Dance | .20 | 4,000.00 | SSII |
| R | Mazurek, Anna L. | M.A. | Lecturer | Journalism and Mass Communication | .20 | 4,250.00 | Spring 2020 |
| R | Mikulin, Susannah | B.F.A. | Lecturer | Theatre and Dance | .20 | 4,000.00 | Spring 2020 |
| R | Morris, Matthew B. | M.A. | Lecturer | Communication Studies | .75 | 15,150.06 | Spring 2020 |
| N | Newsome- Garrard, Theresa | M.F.A. | Lecturer | Art and Design | .20 | 3,612.00 | Spring 2020 |
| R | Payton, Katherine | M.Ed. | Lecturer | Music | .40 | 7,200.00 | Spring 2020 |
| R | Renfrow, Rand A. | M.F.A. | Lecturer | Art and Design | .20 | 3,612.00 | Spring 2020 |
| R | Rodriquez, Melissa D. | M.A. | Lecturer | Theatre and Dance | .20 | 3,500.00 | Spring 2020 |
| R | Rodriquez, Melissa D. | M.A. | Lecturer | Theatre and Dance | .20 | 3,500.00 | SSI |
| N | Scherer, Alec D. | M.M. | Asst. Prof. | Music | 1.00 | 57,500.00 | 2020-2021 |
| R | Scurlock-Dillard, Jo Linda | M.A. | Lecturer | Music | .40 | 6,300.00 | Spring 2020 |
| R | Sodders, Richard | Ph.D. | Professor Emeritus | Theatre and Dance | .50 | 26,782.29 | Spring 2020 |
| R | Stafford, Lorna M. | M.Ed. | Lecturer | Journalism and Mass Communication | .40 | 7,250.00 | Spring 2020 |
| R | Stewart, Sue L. | M.A. | Lecturer | Communication Studies | .40 | 10,000.00 | Spring 2020 |
| R | Summer, Stephen | M.M. | Lecturer | Music | .20 | 4,000.00 | Spring 2020 |
| R | Tannert, Deborah | M.Ed. | Lecturer | Music | .20 | 4,000.00 | Spring 2020 |
| R | Trevino, Ana L. | M.F.A. | Lecturer | Art and Design | .40 | 7,112.00 | Spring 2020 |
| R | Trittin, Brian L. | D.M.A. | Lecturer | Music | .20 | 4,950.00 | Spring 2020 |
| R | Vela, Rafael A. | Ph.D. | Lecturer | Journalism and Mass Communication | .20 | 4,250.00 | Spring 2020 |
| R | Villarreal, Michael | M.F.A. | Lecturer | Art and Design | .40 | 7,112.00 | Spring 2020 |

COLLEGE OF HEALTH PROFESSIONS

| | | | | | | | |
|---|----------------------------|----------|----------|-------------------------------|-----|-----------|---------------|
| R | Alcala, Sylvia G. | M.A.M. | Lecturer | Health Information Management | .40 | 8,000.00 | Spring 2020 |
| R | Babco, Chelsea | B.S. | Lecturer | Respiratory Care | .20 | 7,500.00 | Spring 2020 |
| R | Baker, Christopher | D.C. | Lecturer | Physical Therapy | .20 | 12,000.00 | Spring 2020 |
| R | Benitez, Sylvia | M.H.I.M. | Lecturer | Health Information Management | .40 | 8,000.00 | Spring 2020 |
| R | Benitez, Sylvia | M.H.I.M. | Lecturer | Health Information Management | .20 | 4,500.00 | SSI |
| R | Betz, Nicholas | M.S.N. | Lecturer | Nursing | .40 | 13,000.00 | Spring 2020 |
| R | Betz, Nicholas | M.S.N. | Lecturer | Nursing | .20 | 6,500.00 | Summer I & II |
| N | Biala, Marc E. | M.Ed | Lecturer | Nursing | .20 | 6,000.00 | Spring 2020 |
| R | Biala, Marc E. | M.Ed | Lecturer | Nursing | .20 | 6,000.00 | Summer I & II |
| R | Boysen, Sara D. | M.H.I.M. | Lecturer | Health Information Management | .20 | 4,000.00 | Spring 2020 |
| N | Brooks, Lisa L. | M.S.A. | Lecturer | Health Administration | .50 | 15,000.03 | Spring 2020 |
| R | Constantino, Tiffany J. | D.P.T. | Lecturer | Physical Therapy | .20 | 7,500.00 | Spring 2020 |
| R | Deavers, Wren A. | D.N.P. | Lecturer | Nursing | .40 | 12,000.00 | Spring 2020 |
| R | Finto, Donna L. | M.S.N. | Lecturer | Nursing | .20 | 6,500.00 | Spring 2020 |
| R | Galles, Michelle | M.S. | Lecturer | Nursing | .20 | 3,250.00 | Spring 2020 |
| N | Geshell, Lisa M. | M.S.N. | Lecturer | Nursing | .20 | 6,500.00 | Summer I & II |

| | | | | | | | |
|---|--------------------------|------------|---------------------------|-------------------------------|-----|-----------|---------------|
| R | Guevara, Henry | Ph.D. | Lecturer | Nursing | .20 | 6,000.00 | Spring 2020 |
| R | Guevara, Henry | Ph.D. | Lecturer | Nursing | .20 | 6,000.00 | Summer I |
| N | Ham, Kitty W. | M.S.N. | Lecturer | Nursing | .20 | 6,000.00 | Spring 2020 |
| R | Ham, Kitty W. | M.S.N. | Lecturer | Nursing | .20 | 6,000.00 | Summer I & II |
| R | Hess, Cathy M. | B.S.M.R.A. | Lecturer | Health Information Management | .40 | 9,000.00 | Spring 2020 |
| R | Hogan, Brendon | Phar. M.D. | Lecturer | Nursing | .20 | 6,000.00 | Spring 2020 |
| R | Hogan, Brendon | Phar. M.D. | Lecturer | Nursing | .20 | 6,000.00 | Summer I & II |
| R | Horn, Kelly D. | M.S.N. | Lecturer | Nursing | .20 | 6,500.00 | Spring 2020 |
| N | Johnson, Otis H. | B.S. | Lecturer | Radiation Therapy | .20 | 4,000.00 | Summer I & II |
| R | Kroon, Pierre A. | D.P.T. | Lecturer | Physical Therapy | .20 | 3,927.78 | Spring 2020 |
| R | Lawlor, Thomas | D.P.T. | Lecturer | Physical Therapy | .20 | 7,500.00 | Spring 2020 |
| R | Leonard, Tiffany | B.S. | Lecturer | Respiratory Care | .20 | 3,500.00 | Spring 2020 |
| R | London, Rhonda | D.N.P. | Lecturer | Nursing | .20 | 6,000.00 | Spring 2020 |
| R | Mazza, Frank | M.D. | Clinical Assoc. Professor | Respiratory Care | .20 | 3,500.00 | Spring 2020 |
| R | McDonald, Dana R. | M.S.N. | Lecturer | Nursing | .20 | 3,900.00 | Spring 2020 |
| N | McMahon, Shannon L. | M.S.N. | Lecturer | Nursing | .20 | 6,000.00 | Spring 2020 |
| R | McMahon, Shannon L. | M.S.N. | Lecturer | Nursing | .20 | 6,000.00 | Summer I & II |
| N | Milman, Robert M. | M.D. | Lecturer | Physical Therapy | .20 | 5,000.00 | Spring 2020 |
| R | Neller, Sarah A. | M.S.N. | Clinical Asst. Prof. | Nursing | .75 | 29,790.41 | Spring 2020 |
| R | Nighswander, Michelle L. | M.S.N. | Lecturer | Nursing | .20 | 3,250.00 | Spring 2020 |
| R | Olmos, Brenda | M.S.N. | Lecturer | Nursing | .20 | 6,000.00 | Spring 2020 |
| N | Padilla, Celina E. | M.S.N. | Lecturer | Nursing | .20 | 6,500.00 | Spring 2020 |
| R | Page, Tracey L. | D.N.P. | Lecturer | Nursing | .20 | 6,000.00 | Spring 2020 |
| R | Petroff, Peter A. | M.D. | Lecturer | Respiratory Care | .20 | 3,000.00 | Spring 2020 |
| R | Petross, Seth A. | D.P.T. | Lecturer | Physical Therapy | .20 | 4,250.00 | Spring 2020 |
| N | Rasoulian, Leeda | D.P.T. | Lecturer | Physical Therapy | .20 | 3,000.00 | SSI-SSII |
| R | Rattcliff, Jamesa | B.S.R.C. | Lecturer | Respiratory Care | .20 | 3,500.00 | Spring 2020 |
| R | Rembish, Jacob | B.S. | Lecturer | Radiation Therapy | .20 | 4,000.00 | Spring 2020 |
| R | Salas, Jeremy D. | D.P.T. | Lecturer | Physical Therapy | .20 | 4,250.00 | Spring 2020 |
| N | Schrodetzki, Candice S. | M.S.N. | Lecturer | Nursing | .20 | 6,000.00 | Summer I & II |
| R | Snider, Ashley N. | M.S.N. | Lecturer | Nursing | .20 | 6,000.00 | Spring 2020 |
| R | Snider, Ashley N. | M.S.N. | Lecturer | Nursing | .20 | 6,000.00 | Summer I & II |
| R | Teal, Jennifer L. | Ed.D. | Lecturer | Health Information Management | .40 | 8,000.00 | Spring 2020 |
| R | Terry, Nicole H. | D.N.P. | Lecturer | Nursing | .20 | 6,000.00 | Spring 2020 |
| N | Tuttle, Mary E. | D.N.P. | Lecturer | Nursing | .20 | 6,000.00 | Spring 2020 |
| N | Werstein, Holly C. | M.S.N. | Lecturer | Nursing | .20 | 6,000.00 | Spring 2020 |
| R | Wilson, Michele | M.S.N. | Lecturer | Nursing | .40 | 12,350.00 | Spring 2020 |
| R | Wuollet, Brandy | M.S.N. | Lecturer | Nursing | .20 | 6,500.00 | Spring 2020 |
| R | Wuollet, Brandy | M.S.N. | Lecturer | Nursing | .20 | 6,500.00 | Summer I & II |

COLLEGE OF LIBERAL ARTS

| | | | | | | | |
|---|-------------------------|----------|-------------|-------------------|------|-----------|-------------|
| R | Adams, Laura L. | Ph.D. | Lecturer | Psychology | .20 | 4,000.00 | Spring 2020 |
| R | Alcoser II, Hector | M.A. | Lecturer | Political Science | .40 | 7,112.00 | Spring 2020 |
| N | Balzarini, Rhonda | Ph.D. | Asst. Prof. | Psychology | 1.00 | 65,000.00 | 2020-2021 |
| R | Barton, Andrew C. | M.A. | Lecturer | English | 1.00 | 15,787.49 | Spring 2020 |
| R | Breland, Nyoka S. | M.S.I.S. | Lecturer | Political Science | .25 | 5,344.56 | Spring 2020 |
| R | Byars George, Lise E.S. | J.D. | Lecturer | Anthropology | .20 | 4,000.00 | Spring 2020 |
| N | Cline, John F. | Ph.D. | Lecturer | History | .20 | 4,000.00 | Spring 2020 |
| R | Cruz, Jr., Jesus | M.A. | Lecturer | English | 1.00 | 15,000.00 | Spring 2020 |
| R | Dayley, Christopher M. | Ph.D. | Asst. Prof. | English | 1.00 | 65,000.00 | 2020-2021 |
| R | Elliott, Rachel J. | M.A. | Lecturer | English | 1.00 | 15,000.00 | Spring 2020 |
| R | Evans, Jacqueline | Ph.D. | Lecturer | Psychology | .40 | 8,000.00 | Spring 2020 |
| N | Falconnier, Jamie | M.A. | Lecturer | Political Science | .40 | 7,500.00 | Spring 2020 |
| R | Fancher, James P. | D.D.S. | Lecturer | Anthropology | .20 | 5,000.00 | Spring 2020 |

| | | | | | | | |
|---|-------------------------|----------|-------------------------|---------------------------------|------|-----------|-------------|
| R | Feeler, William R. | M.F.A. | Lecturer | English | 1.00 | 16,237.04 | Spring 2020 |
| R | Fry, Logan J. | M.F.A. | Lecturer | English | 1.00 | 16,237.04 | Spring 2020 |
| R | Garza, Ana M. | J.D. | Lecturer | Political Science | .20 | 3,612.00 | SSI-SSII |
| R | Gazda, Peter F. | J.D. | Lecturer | Political Science | .40 | 7,112.00 | Spring 2020 |
| R | Gray, Cari L. | M.A.I.S. | Lecturer | Political Science | .40 | 7,112.00 | Spring 2020 |
| N | Greathouse, Corey | M.A. | Lecturer | English | .20 | 3,750.00 | Spring 2020 |
| R | Guardiola, Eva M. | M.S. | Lecturer | World Languages and Literatures | .20 | 3,500.00 | Spring 2020 |
| R | Hickman, Lois M. | M.A.I.S. | Lecturer | Sociology | .20 | 5,000.00 | Spring 2020 |
| R | Ilersich, Margaret | M.F.A. | Lecturer | English | 1.00 | 15,787.49 | Spring 2020 |
| R | Jacobson, Jodi A. | Ph.D. | Lecturer | Anthropology | .20 | 4,000.00 | Spring 2020 |
| R | Johnson, Susan J. | Ph.D. | Lecturer | Political Science | .20 | 3,612.00 | SSI-SSII |
| R | Johnson, Vanessa | M.F.A. | Lecturer | English | 1.00 | 16,539.62 | Spring 2020 |
| R | Jurgens, Christopher J. | Ph.D. | Lecturer | Anthropology | .20 | 5,000.00 | Spring 2020 |
| R | Karr, Jeffrey G. | M.F.A. | Lecturer | English | .75 | 11,840.61 | Spring 2020 |
| R | Karrer, Kenneth M. | M.Ed. | Lecturer | History | .40 | 8,000.00 | Spring 2020 |
| N | Keryell-Cochen, Lea | B.A. | Lecturer | World Languages and Literatures | .40 | 8,000.00 | Spring 2020 |
| R | Krause, Samantha | Ph.D. | Asst. Prof. | Geography | 1.00 | 68,000.00 | 2020-2021 |
| R | Kucera, Neil W. | J.D. | Lecturer | Political Science | .25 | 5,866.47 | Spring 2020 |
| R | Lopez, Joshua C. | M.F.A. | Lecturer | English | 1.00 | 15,760.58 | Spring 2020 |
| R | Mardell, Sean R. | M.F.A. | Lecturer | English | .75 | 11,840.61 | Spring 2020 |
| R | Martin, Walter C. | J.D. | Lecturer | Political Science | .20 | 3,612.00 | SSI-SSII |
| R | Martin II, Randolph | M.F.A. | Lecturer | English | 1.00 | 15,000.00 | Spring 2020 |
| R | Martinez, Bobby J. | M.P.A. | Lecturer | Political Science | .40 | 7,112.00 | Spring 2020 |
| R | May, Whitney S. | M.A. | Lecturer | English | .50 | 9,587.72 | Spring 2020 |
| R | Meador, Robert | M.F.A. | Lecturer | English | 1.00 | 15,787.49 | Spring 2020 |
| R | Mehrinfar, Kamron | M.F.A. | Lecturer | English | 1.00 | 16,237.08 | Spring 2020 |
| R | Meyer, Amanda L. | M.A. | Lecturer | English | 1.00 | 16,158.24 | Spring 2020 |
| N | Mixon, Amanda J. | M.A. | Lecturer | English | .20 | 3,750.00 | Spring 2020 |
| R | Moore, Jacob W. | M.F.A. | Lecturer | English | 1.00 | 15,000.00 | Spring 2020 |
| R | Moravits, William | Ph.D. | Lecturer | Political Science | .20 | 3,612.00 | Spring 2020 |
| R | Mullen, Graeme B. | M.F.A. | Lecturer | English | 1.00 | 15,759.00 | Spring 2020 |
| R | Myers, Allison G. | M.F.A. | Lecturer | English | 1.00 | 11,819.25 | Spring 2020 |
| R | North, Amanda K. | M.F.A. | Lecturer | English | 1.00 | 16,237.04 | Spring 2020 |
| N | Parrish, Claire M. | M.A. | Lecturer | World Languages and Literatures | 1.00 | 21,500.00 | Spring 2020 |
| R | Perna, Maryann | M.F.A. | Lecturer | English | 1.00 | 16,237.04 | Spring 2020 |
| R | Peters, Danny W. | M.F.A. | Lecturer | English | 1.00 | 16,158.28 | Spring 2020 |
| R | Pilkington, Francine A. | M.F.A. | Lecturer | English | 1.00 | 20,523.06 | Spring 2020 |
| N | Porter, Louis | Ph.D. | Asst. Prof. | History | 1.00 | 60,000.00 | 2020-2021 |
| R | Powell, Paige E. | M.F.A. | Lecturer | English | 1.00 | 15,000.00 | Spring 2020 |
| N | Oram, Ruby G. | Ph.D. | Asst. Prof. of Practice | History | 1.00 | 60,000.00 | 2020-2021 |
| R | Radpay, Daniela | Ph.D. | Lecturer | World Languages and Literatures | .20 | 3,500.00 | Spring 2020 |
| R | Rainey, Tiffany D. | M.A. | Lecturer | English | 1.00 | 15,000.00 | Spring 2020 |
| R | Ramirez, Eric J. | M.P.A. | Lecturer | Political Science | .20 | 3,612.00 | Spring 2020 |
| N | Randolph, Justin | M.A. | Asst. Prof. | History | 1.00 | 63,000.00 | 2020-2021 |
| R | Reed, Benjamin A. | M.F.A. | Sr. Lecturer | English | 1.00 | 21,014.00 | Spring 2020 |
| R | Reyes, Hillary S. | M.A. | Lecturer | English | .75 | 11,250.00 | Spring 2020 |
| R | Rivera III, Jose R. | B.A. | Lecturer | World Languages and Literatures | .40 | 7,000.00 | Spring 2020 |
| R | Robertson, Richard B. | M.F.A. | Lecturer | English | 1.00 | 16,237.62 | Spring 2020 |
| R | Robinson, Melanie | M.F.A. | Lecturer | English | .75 | 11,250.00 | Spring 2020 |
| R | Romero, Rachel | Ph.D. | Asst. Prof. | Sociology | 1.00 | 66,000.00 | 2020-2021 |
| R | Romine, Jakob T. | B.A. | Lecturer | World Languages and Literatures | .40 | 7,000.00 | Spring 2020 |
| R | Rybarski, Emily | M.A. | Lecturer | English | 1.00 | 15,787.49 | Spring 2020 |
| R | Salzmann, Alicia | M.F.A. | Lecturer | English | 1.00 | 16,256.52 | Spring 2020 |
| R | Selcraig, James T. | Ph.D. | Lecturer | History | .40 | 10,000.00 | Spring 2020 |
| R | Shaw, Shannon S. | M.A. | Lecturer | English | 1.00 | 15,760.58 | Spring 2020 |
| N | Shepston, Desserae K. | Ph.D. | Lecturer | Geography | .40 | 9,000.00 | Spring 2020 |

| | | | | | | | |
|---|------------------------|--------|-------------|---------------------------------|------|-----------|-------------|
| R | Siegenthaler, Peter D. | Ph.D. | Lecturer | History | .40 | 10,000.00 | Spring 2020 |
| R | Siegenthaler, Peter D. | Ph.D. | Lecturer | History | .40 | 8,000.00 | SSI-SSII |
| N | Sivashankar, Nithya | M.A. | Asst. Prof. | English | 1.00 | 31,500.00 | Spring 2021 |
| N | Smith, Heather L. | Ph.D. | Asst. Prof. | Anthropology | 1.00 | 75,000.00 | 2020-2021 |
| R | Springer, Cathryn | Ph.D. | Lecturer | Geography | .40 | 9,000.00 | Spring 2020 |
| R | Stimmel, D. Theron | Ph.D. | Lecturer | Psychology | .40 | 11,000.00 | SSI-SSII |
| R | Stingley, Katherine | M.F.A. | Lecturer | English | 1.00 | 15,787.49 | Spring 2020 |
| R | Synnestvedt, Cedric C. | M.F.A. | Lecturer | English | 1.00 | 16,237.04 | Spring 2020 |
| R | Thomson, James | M.F.A. | Lecturer | English | 1.00 | 15,450.03 | Spring 2020 |
| R | Tiller, Glynn L. | Ph.D. | Lecturer | Political Science | .40 | 7,112.00 | Spring 2020 |
| R | Tucker, Deborah | M.P.A. | Lecturer | Political Science | .20 | 3,612.00 | Spring 2020 |
| R | Veidt, Cynthia L. | J.D. | Lecturer | Political Science | .20 | 3,612.00 | Spring 2020 |
| R | Wallenstein, Eric | M.A. | Lecturer | English | .75 | 12,177.81 | Spring 2020 |
| R | Watson, Lorena | M.Ed. | Lecturer | Psychology | .40 | 8,000.00 | Spring 2020 |
| R | Watson, Lorena | M.Ed. | Lecturer | Psychology | .40 | 9,000.00 | SSI |
| R | Williams, Luann E. | M.A. | Lecturer | World Languages and Literatures | 1.00 | 21,000.00 | Spring 2020 |
| R | Wilson, Conner P. | M.A. | Lecturer | English | 1.00 | 15,000.00 | Spring 2020 |
| R | Winchell, Anne E. | M.F.A. | Lecturer | English | 1.00 | 17,017.25 | Spring 2020 |

COLLEGE OF SCIENCE AND ENGINEERING

| | | | | | | | |
|---|----------------------------|--------|--------------------------|------------------------|------|-----------|-------------|
| R | Almstrum, Vicki L. | Ph.D. | Lecturer | Computer Science | .40 | 12,000.00 | Spring 2020 |
| R | Carvallo, Andres | B.S. | Lecturer | Engineering | .25 | 7,009.11 | Spring 2020 |
| R | Cheung, David | Ph.D. | Lecturer | Computer Science | .40 | 12,000.00 | Spring 2020 |
| R | Chowdhury, Golam R. | Ph.D. | Lecturer | Engineering | .20 | 7,009.10 | Spring 2020 |
| R | Chowdhury, Sarah | M.S. | Lecturer | Engineering | .20 | 6,454.90 | Spring 2020 |
| R | Davidson, James | Ph.D. | Lecturer | Engineering Technology | .75 | 20,042.23 | Spring 2020 |
| R | Dickey, Justin W. | M.S.T. | Lecturer | Engineering Technology | .20 | 4,000.00 | Spring 2020 |
| R | Emami, Anahita | Ph.D. | Lecturer | Engineering | .20 | 6,454.90 | Spring 2020 |
| R | Emami, Anahita | Ph.D. | Lecturer | Engineering Technology | .20 | 4,500.00 | Spring 2020 |
| N | Eslami, Mohammadreza | Ph.D. | Assoc. Prof. of Practice | Engineering | 1.00 | 92,000.00 | 2020-2021 |
| R | Farquhar, Charles | Ph.D. | Lecturer | Biology | .20 | 5,000.00 | Spring 2020 |
| R | Friedrichsen III, James E. | Ph.D. | Lecturer | Physics | .20 | 5,500.00 | Spring 2020 |
| N | Fuess, Lauren E. | Ph.D. | Asst. Prof. | Biology | 1.00 | 72,000.00 | 2020-2021 |
| R | Hager, Cassandra J.T. | Ph.D. | Lecturer | Engineering Technology | 1.00 | 26,950.01 | Spring 2020 |
| R | Hardison, Hamilton L. | Ph.D. | Asst. Prof. | Mathematics | 1.00 | 69,946.00 | 2020-2021 |
| N | Hatipkarasulu, Guntulu S. | Ph.D. | Sr. Lecturer | Engineering Technology | 1.00 | 62,000.00 | 2020-2021 |
| R | Hinkle, Lee B. | M.S. | Lecturer | Computer Science | .25 | 6,012.77 | Spring 2020 |
| R | Hinojosa Prieto, Hector R. | Ph.D. | Lecturer | Engineering Technology | .20 | 4,500.00 | Spring 2020 |
| N | Hobbs, George H. | M.S. | Lecturer | Engineering Technology | .20 | 4,000.00 | Spring 2020 |
| R | Horne, Francis R. | Ph.D. | Professor | Biology | 1.00 | 41,026.37 | Spring 2020 |
| N | Hossain, Chetak | Ph.D. | Lecturer | Mathematics | 1.00 | 24,183.50 | Spring 2020 |
| N | Islam, Tanzima | Ph.D. | Asst. Prof. | Computer Science | 1.00 | 50,000.04 | Spring 2020 |
| N | Joshi, Prashant D. | Ph.D. | Lecturer | Computer Science | .20 | 6,000.00 | Spring 2020 |
| R | Keller, Christine I. | M.S. | Lecturer | Mathematics | .20 | 5,000.00 | Spring 2020 |
| R | Kent, Bryan | M.B.A. | Lecturer | Engineering Technology | .20 | 4,500.00 | Spring 2020 |
| N | Kim, Hyunhwan | Ph.D. | Asst. Prof. | Engineering Technology | 1.00 | 80,000.00 | 2020-2021 |
| N | Kisi, Krishna P. | Ph.D. | Asst. Prof. | Engineering Technology | 1.00 | 83,000.00 | 2020-2021 |
| R | King, Charles R. | M.S. | Lecturer | Computer Science | .40 | 12,000.00 | Spring 2020 |
| R | Lakomski, Gregory | M.S. | Lecturer | Computer Science | .20 | 12,000.00 | Spring 2020 |
| R | Lehr, Theodore F. | Ph.D. | Lecturer | Computer Science | .20 | 6,000.00 | Spring 2020 |

| | | | | | | | |
|---------------------------|------------------------------|---------|-------------------------|---|------|-----------|-------------|
| N | Muñiz, Yvette N. | M.A.T. | Lecturer | Biology | .40 | 8,000.00 | Summer I |
| R | Ramkumar, Vasant C. | Ph.D. | Lecturer | Computer Science | .40 | 12,000.00 | Spring 2020 |
| R | Roden, Charles M. | B.S. | Lecturer | Engineering Technology | .40 | 10,500.00 | Spring 2020 |
| R | Roychowdhury, Shounak | Ph.D. | Lecturer | Computer Science | .20 | 6,000.00 | Spring 2020 |
| N | Sharp, Daniel D. | M.S. | Lecturer | Engineering Technology | .20 | 5,000.00 | Summer I |
| R | Singh, Raj K. | Ph.D. | Lecturer | Computer Science | .20 | 6,350.00 | Spring 2020 |
| R | Sumbera, Patricia | M.S. | Lecturer | Computer Science | .20 | 5,750.00 | Summer I |
| N | Swartz, Craig H. | Ph.D. | Research Asst. Prof. | Materials, Science, Engineering, Commercialization | 1.00 | 17,682.24 | Spring 2020 |
| R | Thomas, Patrick L. | D.Engr. | Lecturer | Engineering | .75 | 20,242.76 | Spring 2020 |
| R | Upchurch, Jr., Garland R. | Ph.D. | Assoc. Prof. | Biology | 1.00 | 39,284.82 | Spring 2020 |
| HONORS COLLEGE | | | | | | | |
| R | Bell, James D. | Ph.D. | Professor Emeritus | Honors College | .20 | 5,000.00 | Spring 2020 |
| R | Le Duc, Frances | Ph.D. | Lecturer | Honors College | .20 | 5,500.00 | Spring 2020 |
| UNIVERSITY COLLEGE | | | | | | | |
| R | Springer, Gary J. | Ph.D. | Lecturer | General Studies | .20 | 4,500.00 | Spring 2020 |

**LAMAR INSTITUTE OF TECHNOLOGY
MAY AND AUGUST 2020**

FACULTY PERSONNEL CHANGES

ADDITIONS

1. None to report

RESIGNATIONS

1. None to report

RETIREMENTS

1. None to report

LEAVE OF ABSENCE

1. Bland, Lisa, A.A.S., Instructor II, began leave effective 01/10/2020, returned from leave effective 02/03/2020
2. Burnside, Donna, M.A., Instructor I, began leave effective 02/11/2020, returned from leave effective 03/11/2020
3. Grissom, Darrell, B.S., Instructor II, began leave effective 03/04/2020, returned from leave effective 03/23/2020
4. Jacobs, Weldon, B.A.A.S., Instructor II, returned from leave effective 01/10/2020
5. Lanoue, Stephanie, M.A., Instructor III, began leave effective 01/20/2020
6. Mann, Melissa, A.A.S., Instructor II, began leave effective 02/18/2020, returned from leave effective 04/20/2020
7. Ridley, Sarah, M.A., Instructor I, returned from leave effective 01/21/2020
8. Smith, April, B.A.A.S., Instructor II, began leave effective 01/21/2020, returned from leave effective 03/16/2020
9. Taylor, Stacy, M.P.H., Instructor III, returned from leave effective 12/20/2019
10. Zhang, Wei, Ph.D., Instructor I, began leave effective 01/10/2020

NON-REAPPOINTMENTS

1. Drake, Regina, M.A., Instructor I, effective 05/31/2020
2. Rivera-Estronza, Lizzette, M.A., Instructor II, effective 05/31/2020
3. Zhang, Wei, Ph.D., Instructor I, effective 05/31/2020

CHANGES IN STATUS/TITLE

1. Perkins, Gary, A.A.S., Adjunct Instructor, end program director stipend \$3,000, effective 01/01/2020

WITH TENURE

1. None to report

PROMOTION

1. None to report

OTHER

1. None to report

RECOMMENDATION FOR RE-EMPLOYMENT OF FULL-TIME FACULTY FOR 2020-2021:

| DEPARTMENT | TITLE | DEGREE | TENURE | YEARS | |
|---|----------------------------------|----------------|----------|-------|----|
| <u>Allied Health & Science:</u> | | | | | |
| | Welch, Allen (Chair) | | | 13 | |
| | Barron, Bryan | Instructor II | D.C. | Yes | 11 |
| | Barrow, Brenda | Instructor IV | M.Ed. | Yes | 29 |
| | Bland, Lisa | Instructor II | A.A.S. | Yes | 10 |
| | Boland, Deena | Instructor I | B.S. | No | 0 |
| | Brown, Deborah | Instructor IV | M.S. | Yes | 20 |
| | Cobb, Tena | Instructor II | A.A.S. | Yes | 10 |
| | DeMoss, Michelle | Instructor I | B.S. | Yes | 4 |
| | Deranieri, Dianne | Instructor II | A.A.S. | Yes | 14 |
| | Fruge, Vicki | Instructor IV | B.S. | Yes | 23 |
| | Green, Samantha | Instructor III | M.P.H. | Yes | 11 |
| | Harrell, Lisa | Instructor III | B.S. | Yes | 14 |
| | Lanoué, Stephanie | Instructor III | M.A. | Yes | 14 |
| | Lewis, Shunetta | Instructor I | B.G.S. | Yes | 7 |
| | Mann, Melissa | Instructor II | A.A.S. | Yes | 7 |
| | McKinley, Cynthia | Instructor IV | B.A.A.S. | Yes | 23 |
| | McMahon, Gina | Instructor III | A.A.S. | Yes | 16 |
| | Mendoza, Kristina | Instructor I | D.D.S. | Yes | 3 |
| | Nance, Sheryl | Instructor IV | B.A.A.S. | Yes | 26 |
| | Neal, Bryan | Instructor I | B.S. | Yes | 3 |
| | Rashall, Stacey | Instructor I | A.A.S. | No | 1 |
| | Rogers, Lori | Instructor II | B.S. | Yes | 11 |
| | Sandusky, Renee | Instructor I | B.S. | Yes | 7 |
| | Smith, April | Instructor II | A.A.S. | Yes | 7 |
| | Stinebrickner, Lacey | Instructor II | A.A.S. | Yes | 10 |
| | Taylor, Stacy | Instructor III | A.A.S. | Yes | 10 |
| | Tuguta, Fadhili | Instructor I | M.S. | No | 3 |
| | Walden, Gwendolyn | Instructor II | B.S. | Yes | 15 |
| | Waldrep, Staci | Instructor IV | M.S. | Yes | 20 |
| | Whittaker, Reginald | Instructor I | M.H.S. | Yes | 4 |
| | Williams, Gail | Instructor IV | M.S. | Yes | 28 |
| <u>Business Technologies:</u> | | | | | |
| | Arnold-Calder, Laurie (Chair) | Instructor III | M.Ed. | Yes | 16 |
| | Booth, Kara | Instructor III | M.B.A. | Yes | 13 |
| | Cobb, Bonnie | Instructor I | B.S. | No | 3 |
| | Hudnall, Stephen | Instructor II | A.A.S. | Yes | 7 |
| | Jacobs, Sharon | Instructor III | M.Ed. | Yes | 16 |
| | Joiner, Steven | Instructor I | M.B.A. | No | 2 |
| | Jones, Tamalla | Instructor I | M.B.A. | No | 2 |
| | Storbeck, Tim | Instructor II | B.A.A.S. | Yes | 18 |
| | Wilsker, Ira | Instructor IV | M.B.A. | Yes | 43 |
| <u>General Education & Developmental Studies:</u> | | | | | |
| | Sizemore, Mary (Chair) | Instructor I | Ph.D. | No | 1 |
| | Abedelwahab, Widad | Instructor II | M.Ed. | Yes | 7 |
| | Burnside, Donna | Instructor I | M.A. | No | 2 |
| | Celeste, Renee | Instructor I | M.A. | No | 2 |
| | Cobb, Joshua | Instructor I | M.A. | No | 2 |
| | De la Rosa, Alfred | Instructor III | M.S. | Yes | 16 |
| | Garza, Andrew | Instructor I | M.S. | Yes | 5 |
| | Henry, Bradd | Instructor I | M.Ed. | Yes | 7 |

| | | | | |
|-------------------|----------------|-------|-----|----|
| Marken, Alys | Instructor I | M.S. | Yes | 4 |
| Marshall, Vicki | Instructor I | Ed.D. | Yes | 3 |
| McClelland, Rita | Instructor III | M.A. | Yes | 20 |
| Mires, Nicholas | Instructor I | M.A. | No | 1 |
| Partain, Trudie | Instructor I | M.Ed. | Yes | 5 |
| Rawls, James | Instructor I | M.A. | No | 2 |
| Rueda, Emily | Instructor IV | M.S. | Yes | 18 |
| Sizemore, William | Instructor II | M.A. | Yes | 11 |
| Spencer, Tracy | Instructor II | Ph.D. | Yes | 23 |

Public Service & Safety:

| | | | | |
|--------------------|----------------|------|-----|----|
| Mason, Ken (Chair) | Instructor II | M.S. | Yes | 14 |
| Mitchell, Nicole | Instructor II | M.S. | Yes | 6 |
| White, Dennis | Instructor III | M.S. | Yes | 16 |

Technology:

| | | | | |
|----------------------------|----------------|----------|-----|----|
| W. Parker, Tiffany (Chair) | Instructor I | B.A.A.S. | Yes | 6 |
| Bingham, Jason | Instructor I | A.A.S. | Yes | 10 |
| Campbell, Brent | Instructor I | M.S. | Yes | 3 |
| Day, Thomas | Instructor I | B.S. | No | 1 |
| Grissom, Darrell | Instructor II | A.A.S. | Yes | 20 |
| Hargrave, Minus | Instructor I | A.A.S. | Yes | 33 |
| Harris, Leslie | Instructor I | N/A | No | 2 |
| Hoke, Chelsea | Instructor I | B.S. | Yes | 5 |
| Jacobs, Weldon | Instructor II | B.A.A.S. | Yes | 22 |
| Matak, Pete | Instructor IV | A.A.S. | Yes | 42 |
| Neely, Edgar | Instructor II | A.A.S. | Yes | 20 |
| Noble, Margaret | Instructor I | A.A.S. | No | 2 |
| O'Connor, Pat | Instructor III | B.S. | Yes | 14 |
| Parrack, Brian | Instructor I | A.A.S. | No | 3 |
| Pousson, Johnny | Instructor II | A.A.S. | Yes | 7 |
| Rodriguez, Paul | Instructor III | B.S.I.T. | Yes | 21 |
| Spooner, Stanley | Instructor II | B.S. | Yes | 5 |
| Worry, Valerie | Instructor II | Ed.D. | Yes | 8 |

**SPRING 2020 FACULTY NOT REPORTED PREVIOUSLY
FACULTY APPOINTMENTS, New (N) and Renewal (R)**

| Name | Degree | Rank | Program | %FT | | Period |
|---------------------------|--------|-----------|-----------------|------|----------|-----------|
| | | | | E | Salary | |
| ALLIED HEALTH AND SCIENCE | | | | | | |
| R Adams, Billy | Cert. | Adjunct | Nurse Aid | .10 | \$0 | Spr. 2020 |
| N Adams, Mark | A.A.S. | Adjunct | Sonography | .18 | \$5,040 | Spr. 2020 |
| N Adams, Mark | A.A.S. | Adjunct | Sonography | .09 | \$2,520 | 12-Week |
| R Adams, Mark | A.A.S. | Adjunct | Sonography | .08 | \$3,780 | Sum. III |
| R Alford, Nathaniel | M.D. | Adjunct | Respiratory | .14 | \$3,000 | Spr. 2020 |
| R Armstrong, Harriet | D.D.S. | Adjunct | Dental Hygiene | .03 | \$1,680 | Spr. 2020 |
| R Barron, Bryan | D.C. | Instr. II | Biology | .40 | \$4,320 | Spr. 2020 |
| R Barron, Bryan | D.C. | Instr. II | Biology | .30 | \$3,240 | Sum. I |
| R Barrow, Brenda | M.Ed. | Instr. IV | Radiologic Tech | 1.00 | \$12,138 | Sum. I |
| R Bland, Lisa | A.A.S. | Instr. I | Radiologic Tech | 1.00 | \$15,864 | Sum. III |
| R Boland, Deena | A.A.S. | Instr. I | Sonography | 1.00 | \$15,836 | Sum. III |
| R Boudreaux, Christy | D.D.S. | Adjunct | Dental Hygiene | .04 | \$1,920 | Spr. 2020 |

| | | | | | | | |
|---|-----------------------|----------|------------|------------------|------|----------|-----------|
| R | Burke, Shannon | D.C. | Adjunct | Biology | .30 | \$7,560 | Spr. 2020 |
| N | Bussell, Tiffany | A.A.S. | Adjunct | Respiratory | .31 | \$5,600 | Spr. 2020 |
| R | Carpenter, Dave | D.D.S. | Adjunct | Dental Hygiene | .04 | \$1,960 | Spr. 2020 |
| R | Clotiaux, Julie | B.S. | Adjunct | Dental Hygiene | .07 | \$1,560 | Spr. 2020 |
| R | Cobb, Tena | A.A.S. | Instr. II | Health Info Tech | .60 | \$10,800 | Spr. 2020 |
| R | Cross, Deborah | B.S. | Adjunct | Health Info Tech | .27 | \$7,330 | Spr. 2020 |
| R | Daleo, Melanie | M.S. | Adjunct | Biology | .35 | \$8,280 | Spr. 2020 |
| R | Daleo, Melanie | M.S. | Adjunct | Biology | .30 | \$3,240 | Sum. I |
| R | Davis, Danielle | A.A.S. | Adjunct | Dental Hygiene | .07 | \$1,560 | Spr. 2020 |
| R | DeRanieri, Dianne | A.A.S. | Instr. II | Sonography | 1.00 | \$15,890 | Sum. III |
| N | Dupuis, Nichole | A.A.S. | Adjunct | Radiology | .46 | \$8,400 | Spr. 2020 |
| R | Dupuis, Nichole | A.A.S. | Adjunct | Radiology | .22 | \$3,750 | Sum. III |
| R | Ebarb, Rebecca | A.A.S. | Adjunct | Dental Hygiene | .09 | \$2,160 | Spr. 2020 |
| R | Facey, Barrington | M.B.A. | Adjunct | Respiratory | .13 | \$3,360 | Spr. 2020 |
| N | Falcone, Della | A.A.S. | Adjunct | Radiology | .39 | \$7,200 | Spr. 2020 |
| R | Falcone, Della | A.A.S. | Adjunct | Radiology | .22 | \$3,750 | Sum. III |
| R | Ferguson, Katherine | B.S. | Adjunct | Dental Hygiene | .02 | \$1,440 | Spr. 2020 |
| R | Garrett, Coya | M.Ed. | Adjunct | Pharm Tech | .29 | \$6,820 | Spr. 2020 |
| R | Garrett, Tiffanie | A.A.S. | Adjunct | Child Care Dev | .22 | \$6,480 | Spr. 2020 |
| R | German, Terri | D.D.S. | Adjunct | Dental Hygiene | .03 | \$1,680 | Spr. 2020 |
| R | Giglio, Sam | D.D.S. | Adjunct | Dental Hygiene | .25 | \$12,960 | Spr. 2020 |
| R | Grass, Connie | D.C. | Visit Fac | Biology | .80 | \$8,640 | Spr. 2020 |
| R | Grass, Connie | D.C. | Visit Fac | Biology | .60 | \$6,480 | Sum. I |
| R | Green, Dana | B.S. | Adjunct | Health Info Tech | .10 | \$0 | Spr. 2020 |
| R | Green, Samantha | B.A.A.S. | Instr. I | Radiologic Tech | 1.00 | \$17,025 | Sum. III |
| R | Gregory, Larry | B.S. | Adjunct | Chemistry | .18 | \$4,320 | Spr. 2020 |
| R | Griffin, Richard | M.B.A. | Adjunct | Occup Safety | .10 | \$2,160 | Spr. 2020 |
| R | Johnson, Gina | B.A.A.S. | Instr. III | Radiologic Tech | 1.00 | \$16,665 | Sum. III |
| R | Jones, Kevin | A.A.S. | Adjunct | Respiratory | .31 | \$5,600 | Spr. 2020 |
| R | Jones, Kevin | A.A.S. | Adjunct | Respiratory | .20 | \$3,600 | Sum. III |
| N | Kingrey, Megan | A.A.S. | Adjunct | Radiology | .31 | \$2,100 | Spr. 2020 |
| R | Mann, Melissa | A.A.S. | Instr. II | Sonography | 1.00 | \$19,140 | Sum. III |
| N | Martin-Davis, Lovette | M.Ed. | Adjunct | Health Info Tech | .10 | \$0 | Spr. 2020 |
| R | McKinley, Cynthia | B.A.A.S. | Instr. IV | Respiratory Care | 1.00 | \$19,140 | Sum. III |
| R | Middleton, William | D.D.S. | Adjunct | Dental Hygiene | .03 | \$1,680 | Spr. 2020 |
| R | Morgan, Harry | M.Ed. | Adjunct | Biology | .45 | \$9,720 | Spr. 2020 |
| R | Nance, Sheryl | B.A.A.S. | Instr. IV | Radiologic Tech | 1.00 | \$19,317 | Sum. III |
| R | Nantz, William | D.D.S. | Adjunct | Dental Hygiene | .07 | \$3,360 | Spr. 2020 |
| R | Neal, Bryan | M.S. | Instr. I | Chemistry | .60 | \$6,480 | Spr. 2020 |
| R | Neal, Bryan | M.S. | Instr. I | Chemistry | .30 | \$3,240 | Sum. III |
| N | Nelams, Harry | D.D.S. | Adjunct | Dental Hygiene | .03 | \$1,440 | Spr. 2020 |
| R | Newby, Vicki | B.S. | Instr. IV | Chemistry | .45 | \$4,860 | Spr. 2020 |
| N | Nwankwo, Ngozi | B.S. | Adjunct | Respiratory | .12 | \$3,080 | Spr. 2020 |
| R | Perricone, Brenda | A.A.S. | Adjunct | Respiratory | .31 | \$5,600 | Spr. 2020 |
| R | Porter, Jackson | D.D.S. | Adjunct | Dental Hygiene | .05 | \$1,680 | Spr. 2020 |

| | | | | | | | |
|---|----------------------|----------|-----------|------------------|------|----------|-----------|
| R | Rashall, Stacee | A.A.S. | Instr. I | Respiratory Care | 1.00 | \$14,569 | Sum. III |
| R | Stinebrickner, Lacey | A.A.S. | Instr. II | Sonography | 1.00 | \$15,755 | Sum. III |
| R | Storey, Rachel | A.A.S. | Adjunct | Respiratory Care | .22 | \$4,800 | Sum. III |
| R | Taylor, Stacy | B.A.A.S. | Instr. II | Respiratory Care | 1.00 | \$17,025 | Sum. III |
| R | Thornton, Griselda | A.A.S. | Adjunct | Radiology | .46 | \$8,400 | Spr. 2020 |
| R | Thornton, Griselda | A.A.S. | Adjunct | Radiology | .22 | \$3,750 | Sum. III |
| R | Tuguta, Fadhili | M.S. | Instr. I | Biology | .40 | \$4,320 | Spr. 2020 |
| R | Tuguta, Fadhili | M.S. | Instr. I | Biology | .30 | \$3,240 | Sum. I |
| N | Usiera, Felix | M.S. | Adjunct | Biology | .25 | \$6,480 | Spr. 2020 |
| R | Waldrep, Staci | M.S. | Instr. IV | Health Info Tech | .70 | \$7,560 | Spr. 2020 |
| R | Whittaker, Reginald | M.H.S. | Instr. I | Occup Safety | .06 | \$630 | Spr. 2020 |
| R | Wiggins, Robert | D.D.S. | Adjunct | Dental Hygiene | .07 | \$3,360 | Spr. 2020 |
| R | Williams, Ashley | A.A.S. | Adjunct | Respiratory | .31 | \$5,600 | Spr. 2020 |
| R | Williams, Roland | D.D.S. | Adjunct | Dental Hygiene | .08 | \$3,360 | Spr. 2020 |
| N | Williams, Peggy | B.S. | Adjunct | Occup Safety | .08 | \$2,160 | Spr. 2020 |
| R | Yaseen, Niveen | Ed.D. | Adjunct | Chemistry | .15 | \$4,320 | Spr. 2020 |

BUSINESS TECHNOLOGIES

| | | | | | | | |
|---|----------------------|----------|------------|----------------|------|----------|-----------|
| R | Adams, Michael | A.A.S. | Adjunct | Comp Network | .15 | \$3,600 | Spr. 2020 |
| R | Arnold-Calder, Lauri | M.Ed. | Instr. III | Comp Network | .53 | \$5,760 | Spr. 2020 |
| R | Bailey, Kelli | M.Ed. | Adjunct | Comp Network | .30 | \$0 | Spr. 2020 |
| R | Booth, Kara | M.B.A. | Instr. III | Management | 1.00 | \$10,800 | Spr. 2020 |
| R | Booth, Kara | M.B.A. | Instr. III | Management | .23 | \$5,760 | Sum. III |
| R | Clayton, Adrienne | B.A. | Adjunct | Culinary | .10 | \$0 | Spr. 2020 |
| R | Cobb, Bonnie | B.S. | Instr. I | Comp Info Sys | .87 | \$9,360 | Spr. 2020 |
| R | Flosi, Alicen | Ph.D. | Adjunct | Comp Info Sys | .15 | \$4,320 | Spr. 2020 |
| R | George, Sheryl | Cert. | Adjunct | Cosmetology | .38 | \$0 | Spr. 2020 |
| R | Hudnall, Stephen | A.A.S. | Instr. II | Real Estate | .27 | \$2,880 | Spr. 2020 |
| R | Hudnall, Stephen | A.A.S. | Instr. II | Real Estate | .08 | \$720 | Sum. III |
| R | Jacobs, Sharon | M.Ed. | Instr. III | Comp Info Sys | .10 | \$1,080 | Spr. 2020 |
| R | Joiner, Steven | M.B.A. | Instr. I | Comp Network | .67 | \$7,200 | Spr. 2020 |
| R | Jones, Tamalla | M.B.A. | Instr. I | Accounting | .20 | \$2,160 | Spr. 2020 |
| R | Jones, Tamalla | M.B.A. | Instr. I | Accounting | .08 | \$2,160 | Sum. III |
| N | Jordon, Joseph | B.S. | Adjunct | Comp Network | .23 | \$5,760 | Spr. 2020 |
| R | Perkins, Gary | A.A.S. | Visit Fac | Comp Info Sys | 1.00 | \$21,461 | Spr. 2020 |
| R | Perkins, Gary | A.A.S. | Visit Fac | Comp Info Sys | .23 | \$2,520 | Spr. 2020 |
| R | Peyton, Carole | M.A. | Adjunct | Management | .08 | \$2,160 | Spr. 2020 |
| R | Ritter, Andrea | B.F.A. | Adjunct | Graphic Design | .30 | \$0 | Spr. 2020 |
| R | Siau, Tina | M.B.A. | Adjunct | Comp Info Sys | .15 | \$4,320 | Spr. 2020 |
| R | Siau, Tina | M.B.A. | Adjunct | Comp Info Sys | .15 | \$4,320 | Sum. III |
| R | Stanley, Cherie | M.S. | Visit Fac | Comp Network | .67 | \$7,200 | Spr. 2020 |
| R | Stewart, Sean | B.B.A. | Adjunct | Comp Network | .30 | \$7,200 | Spr. 2020 |
| R | Storbeck, Timothy | B.A.A.S. | Instr. II | Comp Network | .67 | \$7,200 | Spr. 2020 |
| R | Vernon, Steven | A.A.S. | Adjunct | Comp Info Sys | .15 | \$3,600 | Spr. 2020 |

GENERAL EDUCATION & DEVELOPMENT
STUDIES

| | | | | | | | |
|---|----------------------|----------|------------|-----------------|-----|----------|-----------|
| R | Abedelwahab, Widad | M.Ed. | Instr. II | Mathematics | .47 | \$5,040 | Spr. 2020 |
| R | Abedelwahab, Widad | M.Ed. | Instr. II | Mathematics | .08 | \$2,160 | Sum. III |
| R | Allen, Karol | M.Ed. | Adjunct | College Success | .05 | \$1,440 | 12-Week |
| R | Bates, Christopher | M.P.A. | Adjunct | Government | .23 | \$6,480 | Spr. 2020 |
| R | Bates, Christopher | M.P.A. | Adjunct | Government | .23 | \$6,480 | Sum. III |
| N | Bernhardt, Mona | M.A. | Adjunct | Speech | .08 | \$2,160 | 12-Week |
| R | Bernhardt, Mona | M.A. | Adjunct | Speech | .08 | \$2,160 | Sum. I |
| R | Blain, Joyce | M.A. | Adjunct | English | .45 | \$0 | Spr. 2020 |
| R | Bourgeois, Renee | B.S. | Adjunct | Dev Math | .30 | \$8,640 | Spr. 2020 |
| R | Brown, Cheylyn | M.A. | Adjunct | English | .38 | \$2,160 | Spr. 2020 |
| R | Cantu, Joseph | M.Ed. | Adjunct | Dev Math | .10 | \$2,880 | Spr. 2020 |
| R | Cathey, Kristyn | M.S. | Adjunct | Speech | .30 | \$8,640 | Spr. 2020 |
| R | Cathey, Kristyn | M.S. | Adjunct | Speech | .08 | \$2,160 | Sum. I |
| R | Celeste, Renee | M.A. | Instr. I | History | .20 | \$2,160 | Spr. 2020 |
| R | Celeste, Renee | M.A. | Instr. I | History | .23 | \$6,480 | Sum. III |
| R | Cobb, Joshua | M.A. | Instr. I | Speech | .20 | \$2,160 | Spr. 2020 |
| R | Cobb, Joshua | M.A. | Instr. I | Speech | .08 | \$2,160 | Sum. III |
| R | Comer, Stephen | B.S. | Adjunct | Dev Math | .10 | \$2,880 | Spr. 2020 |
| N | Corbin, Bryan | Ed.D. | Adjunct | Speech | .08 | \$2,160 | Spr. 2020 |
| R | Courmier, Sharon | M.A. | Adjunct | History | .38 | \$10,800 | Spr. 2020 |
| R | Culbertson, Patricia | B.A.A.S. | Adjunct | Dev Read/Write | .20 | \$5,760 | Spr. 2020 |
| R | De La Rosa, Alfred | M.S. | Instr. III | Mathematics | .07 | \$720 | Spr. 2020 |
| R | Elliott, Christopher | M.A. | Adjunct | Speech | .08 | \$2,160 | Spr. 2020 |
| R | Flosi, Alicen | Ph.D. | Adjunct | College Success | .05 | \$1,440 | Spr. 2020 |
| R | Ford, Casey | M.A. | Adjunct | Humanities | .08 | \$2,160 | Spr. 2020 |
| R | Garza, Andrew | M.S. | Instr. I | Psychology | .07 | \$720 | Spr. 2020 |
| R | Garza, Andrew | M.S. | Instr. I | Psychology | .08 | \$2,160 | Sum. III |
| R | Girard, James | M.A. | Adjunct | History | .30 | \$0 | Spr. 2020 |
| R | Henry, Bradd | M.Ed. | Instr. I | Mathematics | .48 | \$5,040 | Spr. 2020 |
| R | Henry, Bradd | M.Ed. | Instr. I | Mathematics | .20 | \$2,160 | 12-Week |
| R | Henry, Bradd | M.Ed. | Instr. I | Mathematic | .08 | \$2,160 | Sum. I |
| R | Herrera, Kimberly | M.S. | Adjunct | Mathematics | .23 | \$0 | Spr. 2020 |
| N | Hodges, Jonathan | M.S. | Adjunct | Mathematics | .15 | \$4,320 | Spr. 2020 |
| N | Hodges, Jonathan | M.S. | Adjunct | Mathematics | .10 | \$2,880 | 12-Week |
| R | Jacobs, Sharon | M.Ed. | Instr. III | College Success | .13 | \$1,440 | Spr. 2020 |
| N | Jung, David | D.B.A. | Adjunct | Sociology | .08 | \$2,160 | Spr. 2020 |
| R | Jung, David | D.B.A. | Adjunct | Sociology | .08 | \$2,160 | Sum. I |
| R | Kees, Arthur | M.Ed. | Adjunct | Dev Math | .10 | \$2,880 | Spr. 2020 |
| R | Lawson, ShaNelle | M.A. | Adjunct | College Success | .05 | \$1,440 | Spr. 2020 |
| R | Marken, Alys | M.S. | Instr. I | Mathematics | .40 | \$4,320 | Spr. 2020 |
| R | Marken, Alys | M.S. | Instr. I | Mathematics | .08 | \$2,160 | Sum. III |
| R | Marshall, Vicki | Ed.D. | Instr. I | English | .34 | \$3,600 | Spr. 2020 |
| R | Marshall, Vicki | Ed.D. | Instr. I | English | .15 | \$4,320 | Sum. I |

| | | | | | | | |
|---|-------------------|--------|------------|-----------------|------|----------|-----------|
| R | McClelland, Rita | M.A. | Instr. III | English | .40 | \$4,320 | Spr. 2020 |
| R | McClelland, Rita | M.A. | Instr. III | English | .15 | \$4,320 | Sum. III |
| R | Miller, Beverly | M.A. | Adjunct | Sociology | .08 | \$2,160 | Spr. 2020 |
| R | Mires, Nicholas | M.A. | Instr. I | Philosophy | .33 | \$3,600 | Spr. 2020 |
| R | Mires, Nicholas | M.A. | Instr. I | Philosophy | .08 | \$2,160 | Sum. II |
| R | Mitchell, Nicole | M.S. | Instr. II | College Success | .13 | \$1,440 | Spr. 2020 |
| R | Mitchell, Nicole | M.S. | Instr. II | College Success | .10 | \$2,880 | Sum. I |
| R | Molina, Joseph | M.A. | Adjunct | Government | .15 | \$0 | Spr. 2020 |
| N | Moore, Donald | M.A. | Adjunct | English | .08 | \$2,160 | 12-Week |
| R | Moulton, Irma | M.Ed. | Adjunct | Mathematics | .15 | \$4,320 | Spr. 2020 |
| R | Neal, Bryan | M.S. | Instr. I | Dev Mathematics | .10 | \$2,880 | Spr. 2020 |
| N | Owen, Cassie | M.A. | Adjunct | History | .15 | \$4,320 | 12-Week |
| R | Palmer, Julie | M.S. | Adjunct | College Success | .05 | \$1,440 | 12-Week |
| R | Partain, Trudie | M.Ed. | Instr. I | College Success | .07 | \$1,440 | Spr. 2020 |
| R | Rash, William | M.A. | Adjunct | English | .08 | \$2,160 | 12-Week |
| R | Rawls, James | M.F.A. | Instr. I | Humanities | .20 | \$2,160 | Spr. 2020 |
| R | Rawls, James | M.F.A. | Instr. I | Humanities | .20 | \$2,160 | 12-Week |
| R | Rawls, James | M.F.A. | Instr. I | Humanities | .08 | \$2,160 | Sum. I |
| R | Rueda, Emily | M.S. | Instr. IV | Mathematics | .07 | \$720 | Spr. 2020 |
| R | Savoy, Deloris | M.A. | Adjunct | College Success | .05 | \$1,440 | Spr. 2020 |
| R | Sizemore, Mary | Ed.D. | Instr. I | English | .40 | \$4,320 | Spr. 2020 |
| R | Sizemore, William | M.A. | Instr. II | English | .40 | \$4,320 | Spr. 2020 |
| R | Sizemore, William | M.A. | Instr. II | English | .20 | \$2,160 | 8-Week |
| R | Sizemore, William | M.A. | Instr. II | English | .15 | \$4,320 | Sum. III |
| R | Smith, Deborah | M.Ed. | Adjunct | Education | .03 | \$0 | Spr. 2020 |
| R | Spencer, Tracy | Ph.D. | Instr. II | Humanities | .40 | \$4,320 | Spr. 2020 |
| R | Spencer, Tracy | Ph.D. | Instr. II | Humanities | .23 | \$6,480 | Sum. III |
| R | Strickland, Amy | M.A. | Adjunct | English | .15 | \$0 | Spr. 2020 |
| R | Tanner, Shannon | M.A. | Adjunct | Government | .23 | \$6,480 | Spr. 2020 |
| R | Tanner, Thomas | M.A. | Adjunct | English | .08 | \$2,160 | Spr. 2020 |
| R | Thompson, Tara | Ed.D. | Visit Fac | English | 1.00 | \$27,025 | Spr. 2020 |
| R | Tiefenwerth, Jana | M.S. | Adjunct | Sociology | .45 | \$12,960 | Spr. 2020 |
| R | Tiefenwerth, Jana | M.S. | Adjunct | Sociology | .15 | \$4,320 | Sum. III |
| R | Toups, Melanie | M.Ed. | Adjunct | Dev Read/Write | .10 | \$2,880 | Spr. 2020 |
| R | Wallace, Sarah | M.P.A. | Adjunct | Government | .15 | \$4,320 | Spr. 2020 |
| R | Watts, James | M.Ed. | Adjunct | College Success | .05 | \$1,440 | Spr. 2020 |
| R | Wilson, Theresa | M.Ed. | Adjunct | Psychology | .08 | \$2,160 | Spr. 2020 |

PUBLIC SERVICE AND SAFETY

| | | | | | | | |
|---|------------------|--------|---------|------------------|-----|---------|-----------|
| N | Clay, Vernon | M.S. | Adjunct | Criminal Justice | .08 | \$2,160 | Spr. 2020 |
| N | Clay, Vernon | M.S. | Adjunct | Criminal Justice | .08 | \$2,160 | 12-Week |
| R | Davis, Anthony | B.A. | Adjunct | Homeland Sec | .08 | \$2,160 | 12-Week |
| R | Dearing, Misti | A.A.S. | Adjunct | Emergency Med | .35 | \$9,180 | Spr. 2020 |
| R | Dearing, Misti | A.A.S. | Adjunct | Emergency Med | .13 | \$3,420 | Sum. III |
| R | Gremmel, Charles | Cert. | Adjunct | Emergency Med | .28 | \$2,520 | Spr. 2020 |

| | | | | | | | |
|---|-----------------------|--------|-----------|------------------|-----|---------|-----------|
| R | Iisenblitter, Timothy | Cert. | Adjunct | Emergency Med | .28 | \$2,520 | Spr. 2020 |
| R | Mitchell, Nicole | M.S. | Instr. II | Criminal Justice | .20 | \$2,160 | Spr. 2020 |
| R | Mitchell, Nicole | M.S. | Instr. II | Criminal Justice | .20 | \$2,160 | 12-Week |
| R | Mitchell, Nicole | M.S. | Instr. II | Criminal Justice | .08 | \$2,160 | Sum. I |
| N | Ocnaschek, Timothy | M.P.A. | Adjunct | Emergency Med | .15 | \$4,320 | 12-Week |
| R | Ocnaschek, Timothy | M.P.A. | Adjunct | Emergency Med | .05 | \$1,400 | Sum. III |
| R | Palmer, Julie | M.S. | Adjunct | Criminal Justice | .08 | \$2,160 | 12-Week |
| R | Smith, Robert | M.S. | Adjunct | Criminal Justice | .08 | \$2,160 | Spr. 2020 |

TECHNOLOGY

| | | | | | | | |
|---|------------------|----------|-----------|------------------|-----|----------|-----------|
| R | Bingham, Jason | A.A.S. | Instr. I | Welding | .67 | \$7,200 | Spr. 2020 |
| R | Bingham, Jason | A.A.S. | Instr. I | Welding | .15 | \$2,880 | Sum. III |
| R | Bradley, Clyde | A.A.S. | Adjunct | Advanced Engine | .30 | \$5,760 | Spr. 2020 |
| R | Burnett, Troy | A.A.S. | Adjunct | Advanced Engine | .40 | \$5,760 | Spr. 2020 |
| R | Campbell, Brent | M.S. | Instr. I | Comp Drafting | .60 | \$6,480 | Spr. 2020 |
| R | Champagne, Steve | A.A.S. | Adjunct | Instrumentation | .35 | \$7,200 | Spr. 2020 |
| R | Clary, Shawn | B.S.I.T. | Adjunct | Comp Drafting | .30 | \$0 | Spr. 2020 |
| R | Culp, Thomas | A.A.S. | Adjunct | Instrumentation | .35 | \$7,200 | Spr. 2020 |
| R | Culp, Thomas | A.A.S. | Adjunct | Instrumentation | .18 | \$3,600 | Sum. I |
| R | Day, Thomas | B.S. | Instr. I | Process Operate | .40 | \$4,320 | Spr. 2020 |
| R | Day, Thomas | B.S. | Instr. I | Process Operate | .18 | \$3,240 | Sum. I |
| R | Fancher, Robert | A.A.S. | Adjunct | Welding | .33 | \$0 | Spr. 2020 |
| R | Fussell, Dustin | N/A | Adjunct | Welding | .25 | \$0 | Spr. 2020 |
| R | Gauthia, Erick | A.A.S. | Adjunct | Collision Repair | .40 | \$0 | Spr. 2020 |
| R | Gordon, Tommy | A.A.S. | Adjunct | Welding | .60 | \$11,520 | Spr. 2020 |
| R | Grissom, Darrell | B.S. | Instr. II | Heat, Vent. Air | .67 | \$7,200 | Spr. 2020 |
| R | Grissom, Mark | N/A | Adjunct | Process Operate | .23 | \$3,600 | Spr. 2020 |
| R | Hadnot, David | Cert. | Adjunct | Welding | .25 | \$0 | Spr. 2020 |
| R | Hargrave, Minus | A.A.S. | Instr. I | Instrumentation | .33 | \$3,600 | Spr. 2020 |
| R | Hargrave, Minus | A.A.S. | Instr. I | Instrumentation | .20 | \$3,600 | Sum. III |
| R | Harris, Leslie | N/A | Instr. I | Utility Line | .43 | \$4,680 | Spr. 2020 |
| R | Hickman, Marlon | B.S. | Adjunct | Process Operate | .30 | \$6,480 | Spr. 2020 |
| N | Hill, Royace | A.A.S. | Adjunct | Heat, Vent, Air | .25 | \$7,920 | Spr. 2020 |
| R | Hoke, Chelsea | M.Ed. | Instr. I | Instrumentation | .13 | \$1,440 | 12-Week |
| R | Hoke, Chelsea | M.Ed. | Instr. I | Instrumentation | .17 | \$720 | Sum. III |
| R | Hoke, Chelsea | M.Ed. | Instr. I | Instrumentation | .10 | \$2,160 | Sum. I |
| N | Hughes, Joseph | A.A.S. | Adjunct | Instrumentation | .08 | \$2,160 | Spr. 2020 |
| R | Jacobs, Weldon | B.A.A.S. | Instr. II | Instrumentation | .27 | \$2,880 | Spr. 2020 |
| N | Landry, Gregory | B.S. | Adjunct | Process Operate | .08 | \$2,160 | Spr. 2020 |
| R | Lewis, Alex | Cert. | Adjunct | Welding | .13 | \$2,880 | Spr. 2020 |
| R | Liedy, Michael | B.S. | Adjunct | Industrial Mech | .40 | \$7,920 | Spr. 2020 |
| R | Matak, Pete | A.A.S. | Instr. IV | Adv Engine | .53 | \$5,760 | Spr. 2020 |
| R | Matak, Pete | A.A.S. | Instr. IV | Adv Engine | .33 | \$3,600 | 8-Week |
| R | Neely, Edgar | A.A.S. | Instr. II | Instrumentation | .33 | \$3,600 | Spr. 2020 |
| R | Noble, Margaret | A.A.S. | Instr. I | Welding | .67 | \$7,200 | Spr. 2020 |

| | | | | | | | |
|---|--------------------------|----------|------------|-----------------|------|----------|-----------|
| R | O'Connor, Pat | B.S. | Instr. III | Industrial Mech | .13 | \$1,440 | Spr. 2020 |
| R | Odom, Daniel | B.S. | Adjunct | Welding | .25 | \$0 | Spr. 2020 |
| R | Parrack, Brian | A.A.S. | Instr. I | Process Operate | .40 | \$4,320 | Spr. 2020 |
| R | Parrack, Brian | A.A.S. | Instr. I | Process Operate | .27 | \$2,880 | 12-Week |
| R | Parrack, Brian | A.A.S. | Instr. I | Process Operate | .33 | \$6,840 | Sum. I |
| R | Pousson, Johnny | A.A.S. | Instr. II | Comp Drafting | .60 | \$6,480 | Spr. 2020 |
| R | Pousson, Johnny | A.A.S. | Instr. II | Comp Drafting | .33 | \$5,600 | Sum. I |
| N | Robinson, James | N/A | Adjunct | Process Operate | .15 | \$3,240 | Spr. 2020 |
| R | Rodriguez, Pablo | B.S.I.T. | Instr. III | Process Operate | .30 | \$3,240 | Spr. 2020 |
| R | Rodriguez, Pablo | B.S.I.T. | Instr. III | Process Operate | .10 | \$2,160 | Sum. I |
| R | Sedoruk, Henry | A.A.S. | Adjunct | Instrumentation | .18 | \$3,600 | Spr. 2020 |
| R | Spooner, Stan | B.S. | Instr II | Comp. Drafting | .40 | \$4,320 | Spr. 2020 |
| R | Sweeney, Robert | N/A | Visit Fac | Process Operate | 1.00 | \$22,223 | Spr. 2020 |
| R | Sweeney, Robert | N/A | Visit Fac | Process Operate | .30 | \$3,240 | Spr. 2020 |
| R | Williams, Lloyd | N/A | Adjunct | Process Operate | .18 | \$5,040 | Spr. 2020 |
| R | Williams-Parker, Tiffany | B.A.A.S. | Instr. I | Process Operate | .60 | \$6,480 | Spr. 2020 |
| R | Williams-Parker, Tiffany | B.A.A.S. | Instr. I | Process Operate | .10 | \$2,160 | Sum. I |
| R | Worry, Valerie | Ed.D. | Instr. II | Process Operate | .77 | \$8,280 | Spr. 2020 |

SALARY STIPEND

| Name | Department | Amount of stipend | Period |
|------------------|---|--|------------------------|
| Burnette, Troy | Technology | Received \$750 for Teaching Dual Enrollment Students | Spring 2020 |
| Celeste, Renee | General Education/Developmental Studies | Received \$3,000 for Temporary Curriculum Facilitator | Spring and Summer 2020 |
| Clary, Shawn | Technology | Received \$500 for Teaching Dual Enrollment Students | Spring 2020 |
| Clayton, Andrea | Business Technologies | Received \$750 for Teaching Dual Enrollment Students | Spring 2020 |
| Cobb, Bonnie | Business Technologies | Received \$3,000 for Temporary Curriculum Facilitator | Spring and Summer 2020 |
| Gauthia, Erik | Technology | Received \$500 for Teaching Dual Enrollment Students | Spring 2020 |
| George, Sheryll | Business Technologies | Received \$1,000 for Teaching Dual Enrollment Students | Spring 2020 |
| Green, Dusty | Technology | Received \$750 for Teaching Dual Enrollment Students | Spring 2020 |
| Green, Samantha | Allied Health and Sciences | Received \$3,000 for Temporary Curriculum Facilitator | Spring and Summer 2020 |
| Mitchell, Nicole | Public Service and Safety | Received \$3,000 for Temporary Curriculum Facilitator | Spring and Summer 2020 |

| | | | |
|-----------------|-----------------------|---|------------------------|
| Noble, Margaret | Technology | Received \$3,000 for Temporary Curriculum Facilitator | Spring and Summer 2020 |
| Noble, Margaret | Technology | Received \$750 for Summer 2020 Temporary Curriculum Coordinator | Summer 2020 |
| Ritter, Andrea | Business Technologies | Received \$1,000 for Teaching Dual Enrollment Students | Spring 2020 |

LAMAR STATE COLLEGE ORANGE

FACULTY PERSONNEL CHANGES

ADDITIONS:

None to report.

RETIREMENTS:

Arlene Turkel, Retirement Date August 31, 2020

PROMOTIONS:

Leah Busby, from Instructor to Assistant Professor.
Janet Lemons, from Instructor to Assistant Professor.

TERMINATIONS:

Chris Stewts, Date of Death May 3, 2020

WITH TENURE:

None to report.

NOMINATIONS FOR RE-EMPLOYMENT OF FACULTY, 2020-2021

| <u>Name</u> | <u>Rank</u> | <u>Degree</u> | <u>Tenure</u> | <u>Years at LSCO</u> |
|---|---------------------|---------------|---------------|----------------------|
| Health Sciences and Workforce Education | | | | |
| Baker, Colleen | Instructor | Cert. | No | 2 |
| Baker, Suzanne | Instructor | AAS,RN | No | 16 |
| Barker,Charlotte | Assistant Professor | PhD | No | 1 |
| Cole, Angela | Instructor | BSN | No | 12 |
| Foreman, Sherri | Instructor | BS | No | 14 |
| Geis, Earl | Instructor | BS | No | 16 |
| Harris, Susan | Instructor | AAS | No | 4 |
| LaGrone, Toni | Instructor | AAS | No | 3 |
| Land, Richard | Instructor | Cert. | No | 9 |
| LeBlanc, Lorrie | Instructor | BSN | No | 24 |
| Lemons, Janet | Assistant Professor | MS | Yes | 14 |
| Lumpkin, Linda | Instructor | MS | Yes | 7 |
| McLendon, Gary | Instructor | BAAS | No | 6 |
| McClure, Matthew | Professor | PhD | Yes | 26 |
| Nguyen, Loan | Instructor | Cert. | No | 6 |
| Paulk, Charlene | Instructor | BS | No | 26 |
| Ramsey, Brenda | Instructor | AAS | No | 5 |
| Reeder, Michael | Instructor | BS | No | 10 |
| Smith, Wilma | Instructor | MSN | No | 5 |
| Sanford, Jerry | Assistant Professor | DC | No | 14 |
| Song, Ni | Associate Professor | PhD | Yes | 9 |
| Trotter, Jennifer | Instructor | MBA | Yes | 11 |
| Tucker, Mandee | Instructor | AAS | No | 11 |
| Department of Arts, Humanities and Social Sciences | | | | |
| Bryant, Christy | Instructor | MS | No | 15 |
| Bryant, Jennifer | Instructor | MBA | No | 6 |

| | | | | |
|------------------|---------------------|--------|-----|----|
| Busby, Leah | Assistant Professor | MBA | No | 5 |
| Doss, Kevin | Instructor | BA,MA | Yes | 24 |
| Dotson, Diane | Instructor | BBA | No | 16 |
| Henderson, April | Instructor | MA | No | 3 |
| Hodges, Lisette | Instructor | BA,MS | Yes | 12 |
| Lindsey, Richard | Instructor | BA,MA | No | 10 |
| Lumpkin, Byron | Instructor | BA | No | 1 |
| Malouf, Kevin | Instructor | BA,MBA | No | 1 |
| Moreau, Dal | Instructor | MA | No | 15 |
| Owens, Eric | Instructor | MA | Yes | 13 |
| Rathbun, Diane | Instructor | MA | No | 10 |
| Runnels, Shana | Instructor | MS | No | 5 |
| Smith, Amanda | Instructor | MFA | No | 8 |

Department of Education and Mathematics

| | | | | |
|---------------------|---------------------|----------|-----|----|
| Jureidini, Elias | Assistant Professor | BS,MS,MS | Yes | 27 |
| Kim, Jongchul | Assistant Professor | PhD | Yes | 12 |
| Moore, Andy | Instructor | BS | No | 4 |
| Scarborough, George | Instructor | MS | Yes | 7 |

Lamar State College – Port Arthur

FACULTY PERSONNEL CHANGES

NEW HIRES

1. Rekieta, Casi, MA, Instructor, Speech, General Education and Developmental Studies Department, at a 9-month rate of \$41,000; on a full-time tenure track appointment effective January 1, 2020.
2. Alsibaa, Leah, MS, Instructor, Biology, Anatomy and Physiology Lab Coord., at a 9-month rate of \$41,000; on a full-time tenure track appointment effective September 1, 2020.
3. Betar, Michael, AAS, Instructor I, Drafting, Business and Industrial Technology, at a 9-month rate of \$39,000; on a full-time tenure track appointment effective September 1, 2020.

RESIGNATIONS

1. Emma Kathy Kinsey, effective August 31, 2020.

RETIREMENTS

1. Mavis Triebel, effective May 31, 2020.
2. Grace Megnet, effective August 31, 2020.

NON-REAPPOINTMENTS

1. None to report.

CHANGES IN STATUS

1. Carolyn Brown, from Instructor II to Instructor III, September 1, 2020.
2. Deanna Hall-Ratray, from Instructor I to Adjunct Instructor, January 21, 2020.

WITH TENURE

1. Cynthia Ford Arceneaux, effective September 1, 2020.
2. Helen Y. Fonteno, effective September 1, 2020.
3. Tina Capeles, effective September 1, 2020.
4. Caitlin James, effective September 1, 2020.
5. Christina Wilbur, effective September 1, 2020.

Summer 2020 FACULTY APPOINTMENTS, New (N) and Renewal (R)

| NAME | DEG | RANK | DEPARTMENT | % FTE | SALARY | PERIOD |
|----------------------------------|------------|--------------|-------------------|--------------|---------------|---------------|
| ALLIED HEALTH | | | | | | |
| No Over Loads | | | | | | |
| BUSINESS & TECHNOLOGY | | | | | | |
| R Arisco, Joseph | MBA | Adjunct | Business/Math | .53 | 2,619 | SSII 2020 |
| R Bohn, George | BS | Instructor | Instrumentation | .51 | 3,688 | SSI 2020 |
| R Bohn, George | BS | Instructor | Instrumentation | .02 | 220 | SSI 2020 |
| R Bryant, Jennifer | MS | Instructor | Economics | 1.00 | 4,400 | SSI 2020 |
| R Ballou, Kenneth | ---- | Adjunct | Process Tech | .58 | 3,038 | SSII 2020 |
| R Chaddick, Morgan | AAS | Instructor | HVAC | .06 | 660 | SSIII 2020 |
| R Harbert, Tonya | AAS | Instructor I | Office Admin | .50 | 2,200 | SSI 2020 |
| R Deanna | MBA | Adjunct | Drafting | .55 | 2,727 | SSII 2020 |

| | | | | | | | | |
|---|------------------|------|---------------|-----------------|------|-------|-------|------|
| | | | Instructor IV | Business | | | | |
| R | Guillot, Sheila | MEd | Dept Chair | Correspondence | .58 | 3,038 | SSII | 2020 |
| R | Harbert, Tonya | AAS | Instructor I | Health Care | .69 | 2,820 | SSI | 2020 |
| R | Janise, Thomas | ---- | Instructor | Instrumentation | .51 | 2,305 | SSII | 2020 |
| R | Jones, Tamalla | BS | Adjunct | Accounting | .50 | 2,200 | SSI | 2020 |
| R | Jones, Tamalla | BS | Adjunct | Accounting | .50 | 2,200 | SSII | 2020 |
| R | LeJeune, Sherry | AAS | Instructor II | Cosmetology | 1.09 | 6,565 | SSI | 2020 |
| R | Richmond, Sheri | ---- | Adjunct | Cosmetology | .64 | 4,819 | SSI | 2020 |
| R | Richmond, Sheri | ---- | Adjunct | Cosmetology | .64 | 4,819 | SSII | 2020 |
| R | Smith, Amanda | AAS | Instructor I | Cosmetology | .64 | 4,819 | SSI | 2020 |
| R | Smith, Amanda | AAS | Instructor I | Cosmetology | .64 | 4,819 | SSII | 2020 |
| R | Sparrow, Michael | ---- | Instructor | Process Tech | .58 | 3,038 | SSIII | 2020 |

COMMERCIAL MUSIC / VISUAL & PERFORMING ARTS

| | | | | | | | | |
|---|-----------------|-------|------------|-------|-----|-------|-----|------|
| | | | Assistant | | | | | |
| R | Canedo, Blas | DMA | Professor | Music | 1.0 | 4,400 | SSI | 2020 |
| R | Faggard, Albert | MAFA | Instructor | Art | .50 | 2,200 | SSI | 2020 |
| R | Turner, Kenneth | ----- | Adjunct | Music | .50 | 2,200 | SSI | 2020 |

GENERAL EDUCATION & DEVELOPMENTAL STUDIES

| | | | | | | | | |
|---|-------------------|------|--------------|------------------|------|-------|-------|------|
| N | Alsibaa, Leah | MS | Adjunct | Biology | .58 | 3,188 | SSI | 2020 |
| R | Barbay, Carol | PhD | Asst. Prof. | Psychology | .50 | 2,275 | SSIII | 2020 |
| R | Barnes, Joshua | BS | Adjunct | Math | 1.06 | 4,700 | SSI | 2020 |
| R | Belyeu, Jeremy | MA | Instructor | English | .50 | 2,200 | SSI | 2020 |
| R | Clark, Gregory | MS | Adjunct | Criminal Justice | .50 | 2,200 | SSI | 2020 |
| R | Garcia, Maria | MA | Adjunct | Sociology | .50 | 2,200 | SSIII | 2020 |
| R | Hay, Paul | MA | Instructor | Math | 1.00 | 4,400 | SSI | 2020 |
| R | Hernandez, Eric | MAFA | Instructor | Psychology | 1.00 | 4,400 | SSII | 2020 |
| R | Hick, Ronald | MA | Adjunct | Math | .50 | 2,200 | SSI | 2020 |
| N | Hughes, Aaron | MA | Adjunct | Government | .50 | 2,200 | SSII | 2020 |
| R | James, Caitlin | MA | Instructor | English | 1.00 | 4,400 | SSIII | 2020 |
| R | Jordan, Percy | PhD | Assoc. Prof. | Biology | .65 | 3,876 | SSIII | 2020 |
| R | Judice, Michelle | EdD | Instructor | English | .50 | 2,650 | SSI | 2020 |
| R | Kibbe, Tina | PhD | Adjunct | History | 1.00 | 4,400 | SSI | 2020 |
| R | Lowe, Zeb | MA | Instructor | English | 1.00 | 4,625 | SSIII | 2020 |
| R | Rekieta, Casi | MA | Instructor | Speech | 1.00 | 5,075 | SSI | 2020 |
| | | | | Chemistry & | | | | |
| R | Son-Guidry, Kyung | PhD | Instructor | Physics | 1.19 | 6,495 | SSIII | 2020 |
| R | Stelly, Karen | MS | Adjunct | Geology | .58 | 3,038 | SSI | 2020 |
| N | Swanson, Kyle | DC | Adjunct | Biology | 1.23 | 8,039 | SSIII | 2020 |
| R | Woodard, Amber | MS | Adjunct | Nutrition | .50 | 2,200 | SSIII | 2020 |

INMATE EDUCATION

| | | | | | | | | |
|---|--------------------|------|------------|------------|------|-------|-----|------|
| R | Cantu, Joseph | MEd | Adjunct | Math | .07 | 733 | SSI | 2020 |
| R | Clark, Jamie | MA | Adjunct | Psychology | .50 | 2,200 | SSI | 2020 |
| R | Doiron, Jesse | MBA | Adjunct | English | .50 | 2,200 | SSI | 2020 |
| R | Faggard, Albert | MAFA | Instructor | Art | .10 | 440 | SSI | 2020 |
| R | Henry, Bradd | MEd | Adjunct | Math | .30 | 1,540 | SSI | 2020 |
| N | Ikegulu, T. Nelson | EdD | Adjunct | Math | 1.35 | 5,940 | SSI | 2020 |
| R | Kibbe, Tina | PhD | Adjunct | History | 1.00 | 4,400 | SSI | 2020 |

| | | | | | | | | |
|---|-------------------------------|-----|---------|--------------|-----|-------|-----|------|
| R | Placette, Amber Robertson- | BA | Adjunct | Math | .40 | 1,760 | SSI | 2020 |
| N | Armstrong, Sharon | EdD | Adjunct | Education | .17 | 733 | SSI | 2020 |
| R | Sams, Christopher | MS | Adjunct | Math | .80 | 3,520 | SSI | 2020 |
| R | Taylor, Ronald | PhD | Adjunct | Geology | .69 | 3,038 | SSI | 2020 |
| N | Thomas, Angela | EdD | Adjunct | Business | .35 | 1,540 | SSI | 2020 |
| R | Trevey, M. Diane | MA | Adjunct | Educ/History | .90 | 3,960 | SSI | 2020 |
| R | Weatherly, Rod | MA | Adjunct | Speech | .50 | 2,200 | SSI | 2020 |

ADMINISTRATIVE and UNCLASSIFIED PERSONNEL CHANGES

ADDITIONS

1. Lona Alexander-Mitchell, EdD, Title V Grant Director, at a 12-month rate of \$60,000, effective June 1, 2020.
2. Tessie Bradford, EdD, Dean Student Services, at a 12-month rate of \$97,000, effective June 8, 2020.
3. Trenida Lewis, BS, Title V Grant Success Coach, at a 12-month rate of \$34,000, effective June 16, 2020.
4. Richard Edward Vandewalker, MMus, Chair of Commercial Music, Visual, and Performing Arts; at a 12-month rate of \$58,667, effective July 15, 2020.

CHANGES IN STATUS

1. None to report.

DISMISSALS

1. None to report.

RESIGNATIONS

1. Apetrei, Constantin, April 1, 2020.
2. John Freyermuth, June 30, 2020.

RETIREMENTS

1. Donna Ellis, April 30, 2020.
2. Dr. Deborah Hebert, May 31, 2020.

CONSENT – MISCELLANEOUS

TSUS: Acknowledgement of Gifts and Gifts-in-Kind

Recommendation

The Board of Regents acknowledges and approves receipt of the gifts and gifts-in-kind received by the Texas State University System components.

Background

In accordance with the System Rules and Regulations, Chapter III, Section 1.(12) Gift Acceptance, Subsection 1.(12)3 The President of each Component will report all gifts with a value of at least \$5,000 (including cash, personal property, and intellectual property) to the Chancellor for reporting publicly to the Board. Upon written request of the donor, the Board report and minutes shall not state the donor's name and/or the gift's value.

Lamar University

The following gifts of \$5,000 or more were made payable to Lamar University.

| DATE | DONOR | AMOUNT | BENEFICIARY(IES) |
|---------------|---|---------------------|--|
| 3/4/2020 | Foundation for Southeast Texas, on behalf of the Estate of Mrs. Sue S. Weisenfelder | \$19,668.73 | James and Sue Mann Fund Scholarship |
| 3/4/2020 | Ms. Becky Fussell | \$5,000.00 | Rebecca Lynn Fussell Presidential Scholarship in Chemical Engineering |
| 3/4/2020 | Mr. and Mrs. Richard C. Ashley | \$9,200.00 | College of Fine Arts and Communication – Le Grand Bal |
| 3/5/2020 | American Endowment Foundation, on behalf of Mr. and Mrs. Don S. Shaver | \$50,000.00 | Department of Athletics – Athletic Director Fund |
| 3/5/2020 | The Jerry C. Dearing Family Foundation, on behalf of Mr. Jerry C. Dearing | \$150,000.00 | Department of Athletics – Athletic Director Fund |
| 3/9/2020 | First Financial Bank | \$28,000.00 | Department of Athletics – Corporate Sponsorship |
| 3/16/2020 | Wilton and Effie Mae Hebert Foundation | \$10,000.00 | College of Fine Arts and Communication – Le Grand Bal |
| 3/31/2020 | Beaumont Foundation of America | \$10,000.00 | KVLU National Public Radio |
| 4/10/2020 | Juanita Parker Corbin Charitable Trust | \$5,000.00 | College of Engineering – Mechanical Engineering |
| 5/1/2020 | Raising Cane's Chicken Fingers | \$5,750.00 | Department of Athletics – Corporate Sponsorship |
| 5/4/2020 | The Charles and Susan Gordon and Julia Gordon Gray Memorial Trust | \$321,112.00 | Charles & Susan Gordon and Julia Gordon Gray Memorial Scholarship |
| 5/19/2020 | Lutcher Theater for the Performing Arts | \$9,000.00 | KVLU National Public Radio |
| 5/19/2020 | Nelda C. and H. J. Lutcher Stark Foundation | \$27,000.00 | KVLU National Public Radio |
| Total: | | \$657,570.73 | |

The following Gifts-in-Kind valued at \$5,000 or more were given to Lamar University.

| DATE | DONOR | AMOUNT | BENEFICIARY(IES) |
|---------------|---|-------------------|--|
| 3/3/2020 | Mr. J. Rob Clark and Mr. Jerry L. Thacker | \$7,840.00 | College of Fine Arts and Communication – Le Grand Bal |
| Total: | | \$7,840.00 | |

Lamar University Foundation

The following gifts of \$5,000 or more were made payable to Lamar University Foundation.

| DATE | DONOR | AMOUNT | BENEFICIARY(IES) |
|-------------|---|---------------|---|
| 3/4/2020 | Estate of Maxine H. Blankfield | \$43,904.87 | Lamar University Blankfield Student Scholarship Fund |
| 3/6/2020 | Mrs. Sandra G. Hoke | \$19,894.71 | Michael W. Hoke Memorial Scholarship |
| 3/12/2020 | Chase Right Choices | \$5,500.00 | Chase Taylor Memorial Scholarship |
| 3/13/2020 | Dr. and Mrs. Don M. Lyle | \$100,000.00 | Don M. and Mary Ann Lyle Enhancement Fund |
| 4/9/2020 | Estate of Maxine H. Blankfield | \$35,474.76 | Lamar University Blankfield Student Scholarship Fund |
| 4/9/2020 | Gay D. and William F. Scott Family Foundation, on behalf of Mr. and Mrs. Bill Scott | \$23,555.00 | Nita and DeWitt Scott Memorial Scholarship |
| 4/10/2020 | Mr. and Mrs. Garret J. Duhon | \$5,000.00 | Chase Taylor Memorial Scholarship |
| 4/10/2020 | Juanita Parker Corbin Charitable Trust | \$35,000.00 | College of Engineering – Dean’s Fund for Excellence in Engineering; Industrial Engineering Excellence Fund; Herbert Kinney Parker Memorial Scholarship in Mechanical Engineering; and the President’s Associates Fund |
| 5/6/2020 | Schwab Charitable Fund, on behalf of Mr. and Mrs. Chuck Mason | \$24,000.00 | Cardinal Emergency Fund – COVID-19 pandemic relief |
| 5/6/2020 | Mr. and Mrs. Don S. Shaver | \$25,000.00 | Cardinal Emergency Fund - COVID-19 pandemic relief |

| | | | |
|-----------|--|--------------|---|
| 5/18/2020 | Estate of Maxine H. Blankfield | \$21,118.80 | Lamar University Blankfield Student Scholarship Fund |
| 5/29/2020 | Ms. Peggy D. Dudley and Mr. William R. Finch | \$101,879.78 | Robert G. and Phyllis C. Finch Endowed Scholarship in Nursing |
| 5/29/2020 | Vanguard Charitable Endowment Program, on behalf of Ms. Peggy D. Dudley and Mr. William R. Finch | \$142,393.83 | Robert G. and Phyllis C. Finch Endowed Scholarship in Nursing |

Total: \$582,721.75

Explanations

The following gifts of \$5,000 or more were made to Lamar University.

- Foundation for Southeast Texas, on behalf of the Estate of Mrs. Sue S. Weisenfelder, gave \$19,668.73 to add to the James and Sue Mann Fund Scholarship.
- Ms. Becky Fussell gave \$5,000.00 to add to the Rebecca Lynn Fussell Presidential Scholarship in Chemical Engineering.
- Mr. and Mrs. Richard C. Ashley gave \$9,200.00 to help underwrite Le Grand Bal for the College of Fine Arts and Communication.
- American Endowment Foundation, upon advisement of Mr. and Mrs. Don S. Shaver, gave \$50,000.00 to the Department of Athletics for the Athletic Director's Discretionary Fund to assist with the turf replacement in the Provost Umphrey Stadium.
- The Jerry C. Dearing Family Foundation gave \$150,000.00 to the Department of Athletics for the Athletic Director's Discretionary Fund to assist with the turf replacement in the Provost Umphrey Stadium.
- First Financial Bank gave \$28,000.00 to the Department of Athletics for a 2018-2020 Corporate Sponsorship.
- Wilton and Effie Mae Hebert Foundation gave \$10,000.00 to help underwrite Le Grand Bal for the College of Fine Arts and Communication.
- Beaumont Foundation of America gave \$10,000.00 to KVLU, the university's national public radio station.
- Juanita Parker Corbin Charitable Trust gave \$5,000.00 to the College of Engineering for the Mechanical Engineering Department.
- Raising Cane's Chicken Fingers gave \$5,750.00 to the Department of Athletics for a 2019-2020 Corporate Sponsorship.
- The Charles and Susan Gordon and Julia Gordon Gray Memorial Trust gave \$321,112.00 to the Charles and Susan Gordon and Julia Gordon Gray Memorial Scholarship.
- Lutcher Theater for the Performing Arts gave \$9,000.00 to KVLU, the university's national public radio station.
- Nelda C. and H.J. Lutcher Stark Foundation gave \$27,000.00 to KVLU, the university's national public radio station.

The following Gifts-in-Kind valued at \$5,000 or more were given to Lamar University.

- Mr. J. Rob Clark and Mr. Jerry L. Thacker gave five art pieces to the College of Fine Arts and Communication for the Le Grand Bal art auction.

The following gifts of \$5,000 or more were made to the Lamar University Foundation.

- The Estate of Maxine H. Blankfield gave a bequest of \$43,904.87 to add to the Lamar University Blankfield Scholarship Fund.
- Mrs. Sandra G. Hoke gave an IRA disbursement of \$19,894.71 to establish the Michael W. Hoke Memorial Scholarship.
- Chase Right Choices gave \$5,500.00 to add to the Chase Taylor Memorial Scholarship.
- Dr. and Mrs. Don M. Lyle gave an IRA disbursement of \$100,000.00 to establish the Don M. and Mary Ann Lyle Enhancement Fund.
- The Estate of Maxine H. Blankfield gave a bequest of \$35,474.76 to add to the Lamar University Blankfield Scholarship Fund.
- Gay D. and William F. Scott Family Foundation, on behalf of Mr. and Mrs. Bill Scott, gave \$23,555.00 to the Nita and DeWitt Scott Memorial Scholarship.
- Mr. and Mrs. Garret J. Duhon gave \$5,000.00 to add to the Chase Taylor Memorial Scholarship.
- Juanita Parker Corbin Charitable Trust gave \$35,000.00 to the College of Engineering for the Dean's Fund for Excellence in Engineering, the Industrial Engineering Excellence Fund, the Herbert Kinney Parker Memorial Scholarship in Mechanical Engineering, and the President's Associates Fund.
- Schwab Charitable Fund, upon advisement of Mr. and Mrs. Chuck Mason, gave a restricted gift of \$24,000.00 to the Cardinal Emergency Fund to use for COVID-19 Pandemic relief.
- Mr. and Mrs. Don S. Shaver gave a restricted gift of \$25,000.00 to the Cardinal Emergency Fund to use for COVID-19 Pandemic relief.
- The Estate of Maxine H. Blankfield gave a bequest of \$21,118.80 to add to the Lamar University Blankfield Scholarship Fund.
- Ms. Peggy D. Dudley and Mr. William R. Finch gave securities that we valued for our internal purposes at \$101,879.78 to add to the Robert G. and Phyllis C. Finch Endowed Scholarship in Nursing.
- Vanguard Charitable Endowment Program, upon advisement of Ms. Peggy D. Dudley and Mr. William R. Finch, gave \$142,393.83 to add to the Robert G. and Phyllis C. Finch Endowed Scholarship in Nursing.

Sam Houston State University

| DATE | DONOR | AMOUNT | BENEFICIARY(IES) |
|-------------|---|---------------|---|
| 4/23/2020 | BP Foundation, Inc. | \$5,000.00 | Justin and Ann Burnett Sigma Phi Epsilon Scholarship Endowment |
| 4/30/2020 | Robert L. and Ann Thompson | \$12,500.00 | HTCF Athletic Construction Fund; Bearkat Emergency Fund |
| 4/30/2020 | Lincoln Lumber, LLC | \$6,000.00 | Lincoln Lumber Future Leaders Scholarship |
| 5/5/2020 | The Robert and Ruth Smither Family | \$100,000.00 | Robert and Ruth Smither Artist Travel Endowment |
| 5/8/2020 | Texas Rangers Law Enforcement Association | \$6,000.00 | Texas Ranger Law Enforcement Association Scholarship |
| 5/11/2020 | Michael A. and Janet L. Rohrig | \$7,500.00 | Hearn Rohrig Scholarship Endowment |
| 5/13/2020 | The 100 Club, Inc. | \$54,554.50 | Hundred Club Tuition / Fees |
| 5/13/2020 | The Terry Foundation | \$23,450.00 | Terry Foundation Scholarship |
| 5/22/2020 | Randy D. and Trisha S. Pollard | \$5,000.00 | Pollard Family Scholarship Endowment |
| 5/27/2020 | Liberty C. Pollard | \$5,000.00 | Pollard Family Scholarship Endowment |
| 5/28/2020 | ExxonMobil Foundation - Educational Matching Gift Program | \$5,000.00 | Nancy and Jim Tiller Geography Faculty Research Endowment |
| 5/28/2020 | ExxonMobil Foundation - Educational Matching Gift Program | \$6,000.00 | Loretta J. Hankins College of Business Administration Scholarship Endowment |
| 5/28/2020 | ExxonMobil Foundation - Educational Matching Gift Program | \$7,500.00 | College of Education Development |
| 5/28/2020 | ExxonMobil Foundation - Educational Matching Gift Program | \$6,000.00 | Loretta J. Hankins Agricultural Sciences Scholarship Endowment |
| 5/28/2020 | ExxonMobil Foundation - Educational Matching Gift Program | \$22,500.00 | Sharon L. and Lawrence G. Edwards Scholarship Endowment |

| | | | |
|-----------|---|---------------------|--|
| 5/28/2020 | ExxonMobil Foundation - Educational Matching Gift Program | \$27,753.56 | McKnight Family Scholarship Endowment; Miscellaneous |
| 5/28/2020 | Jimmy A. and Sandra L. Cargill | \$27,503.40 | Cargill Family Scholarship Endowment |
| 6/2/2020 | San Antonio Livestock Exposition, Inc. | \$5,000.00 | Friends of Agricultural Sciences |
| 6/2/2020 | San Antonio Livestock Exposition, Inc. | \$17,000.00 | San Antonio Livestock Expositions, Inc. Scholarship |
| 6/10/2020 | Sam Houston University Foundation | \$10,226.00 | Department of Accounting – Special; Miscellaneous |
| 6/17/2020 | Carol A. Roach | \$19,865.28 | James and Carol McTee Roach Art Scholarship Endowment |
| 6/17/2020 | Lee E. and Elizabeth B. Olm | \$25,000.00 | Lee E. Olm and Elizabeth Schofer Olm Enrichment Endowment |
| 6/19/2020 | Linda F. Lucko | \$5,000.00 | Charlie W. and Laverna M. Lucko Memorial Scholarship Endowment |
| | TOTAL GIFTS | \$409,352.74 | |

Gifts-In-Kind

| | | | |
|----------|----------------------------|-------------------|-----------------------|
| 5/5/2020 | Christina Vick | \$5,000.00 | GIK - School of Music |
| | TOTAL GIFTS-IN-KIND | \$5,000.00 | |

Explanations

BP Foundation, Inc. added \$5,000 to the Justin and Ann Burnett Sigma Phi Epsilon Scholarship Endowment.

Mr. and Mrs. Robert L. Thompson provided \$10,000 for the capital campaign's athletic construction fund, and \$2,500 for the Bearkat Emergency Fund.

Lincoln Lumber, LLC gave \$6,000 to the Lincoln Lumber Future Leaders Scholarship, benefitting students within the Department of Agricultural Sciences.

The Robert and Ruth Smither Family established the Robert and Ruth Smither Artist Travel Endowment with a generous gift of \$100,000.

Texas Rangers Law Enforcement Association donated \$6,000 to the Texas Rangers Law Enforcement Association Scholarship.

Mr. and Mrs. Michael A. Rohrig contributed \$7,500 to the Hearn Rohrig Scholarship Endowment. This scholarship offers support for students majoring in Accounting and Finance.

The 100 Club, Inc. added \$54,554.50 to the Hundred Club Tuition and Fees Scholarship Program. This program provides scholarship assistance to graduate and undergraduate students in criminal justice and law enforcement studies.

The Terry Foundation generously added \$23,450 to the Terry Foundation Scholarship.

Mr. and Mrs. Randy D. Pollard provided \$5,000 for the Pollard Family Scholarship Endowment, which provides scholarship assistance to students in any discipline.

Mrs. Liberty C. Pollard provided an additional \$5,000 to the Pollard Family Scholarship Endowment.

The ExxonMobil Foundation, through its Educational Matching Gift Program and Retiree Matching Gift Program, contributed \$5,000 for the Nancy and Jim Tiller Geography Faculty Research Endowment, \$6,000 for the Loretta J. Hankins College of Business Administration Scholarship Endowment, \$6,000 for the Loretta J. Hankins Agricultural Sciences Scholarship Endowment, \$7,500 for the College of Education, \$22,500 for the Sharon L. and Lawrence G. Edwards Scholarship Endowment benefitting students within the College of Business Administration, \$19,500 for the McKnight Family Scholarship Endowment benefitting students within the College of Osteopathic Medicine, and a total of \$8,253.56 in smaller amounts to miscellaneous funds.

Dr. and Mrs. Jimmy A. Cargill donated \$27,503.40 to the Cargill Family Scholarship Endowment.

San Antonio Livestock Exposition, Inc. gave \$5,000 for agricultural graduate students' stipends, in addition to a grand total of \$17,000 for the San Antonio Livestock Exposition Scholarship Program for undergraduate students in Agriculture.

Sam Houston University Foundation provided \$5,000 for the Department of Accounting within the College of Business Administration, and \$5,226 distributed in smaller amounts among other miscellaneous funds.

Mrs. Carol A. Roach added \$19,865.28 to the James and Carol McTee Roach Art Scholarship Endowment. This scholarship provides assistance to students majoring in art.

Dr. and Mrs. Lee E. Olm contributed \$25,000 to the Lee E. Olm and Elizabeth Schofer Olm Enrichment Endowment, benefitting students majoring in history.

Ms. Linda F. Lucko donated \$5,000 to the Charlie W. and Laverna M. Lucko Memorial Scholarship Endowment, benefitting students within the School of Nursing.

Gifts-In-Kind

Dr. Christina Vick gave an in-kind contribution of a Grand Kawai Baldwin Piano valued at \$5,000 to be used by the School of Music.

Sul Ross State University

| DATE | DONOR | AMOUNT | BENEFICIARY(IES) |
|-------------|-------------------------------|---------------|-------------------------|
| 4/9/2020 | Yarborough Foundation | \$10,000.00 | BRI Stewardship Program |
| 4/13/2020 | Mr. and Mrs. Allen Smith | \$5,000.00 | BRI Operating |
| 5/20/2020 | Mr. Ruth B. Russell | \$5,000.00 | BRI Stewardship Program |
| 6/10/2020 | Permian Basin Area Foundation | \$75,000.00 | Museum Advantage Fund |

Sul Ross State University Foundation

| DATE | DONOR | AMOUNT | BENEFICIARY(IES) |
|-------------|---|---------------|--|
| 4/23/2020 | Mr. Clifton Caldwell | \$10,000.00 | MOBB Museum Complex |
| 4/23/2020 | Mr. Wade Caldwell | \$10,000.00 | MOBB Museum Complex |
| 4/23/2020 | Mr. Thomas Caldwell | \$10,000.00 | MOBB Museum Complex |
| 5/20/2020 | Wayne and Joann Moore Charitable Foundation | \$25,000.00 | BRI Moore Foundation |
| 6/4/2020 | Carl B. and Florence E. King Foundation | \$100,000.00 | Alec D. Ritzell Memorial Scholarship Endowment |
| 6/10/2020 | Mr. Jonathan Caldwell-Hurley | \$10,000.00 | MOBB Museum Complex |

Friends of the Center for Big Bend Studies

| DATE | DONOR | AMOUNT | BENEFICIARY(IES) |
|-------------|---------------------------------|---------------|-----------------------------|
| 5/20/2020 | The Brown Foundation of Houston | \$50,000.00 | Center for Big Bend Studies |

EXPLANATION

Sul Ross State University:

Yarborough Foundation of Dallas, TX donated \$10,000 to the Borderlands Research Institute Stewardship Program. The Borderlands Research Institute provides leadership in science based land stewardship. This donation helps to strengthen the Borderlands programs by funding innovative research, collaboration and experiential learning opportunities at Sul Ross.

Mr. and Mrs. Allen Smith of Austin, TX donated \$5,000 to the BRI Operating Program to help with the Borderlands operating costs. This donation helps to strengthen the Borderlands programs by funding innovative research, collaboration and experiential learning opportunities at Sul Ross.

Mrs. Ruth B. Russell of San Antonio, TX donated \$5,000 to the BRI Stewardship Program to help with the Borderlands operating costs. This donation helps to strengthen the Borderlands programs by funding innovative research, collaboration and experiential learning opportunities at Sul Ross.

The Permian Basin Area Foundation of Midland, TX donated \$75,000 to the Museum of the Big Bend's Museum Advantage Fund. This fund supports educational and preservation programs for the Museum of the Big Bend.

Sul Ross State University Foundation:

Mrs. Nancy M. Law of Houston, TX donated \$25,000 to the Franklin & Virginia Law Endowment. This newly created scholarship endowment will assist graduate students at the Borderlands Research Institute.

Mrs. Shirley Caldwell of Albany, TX donated \$10,000 to the SRSU Foundation for the Museum of the Big Bend Complex Fund.

Mr. and Mrs. Wade Caldwell of San Antonio, TX donated \$10,000 to the SRSU Foundation for the Museum of the Big Bend Complex Fund.

Mr. Thomas Caldwell of Keystone, SD donated \$10,000 to the SRSU Foundation for the Museum of the Big Bend Complex Fund.

The Wayne and Joann Moore Charitable Foundation of Midland, TX donated \$25,000 to the SRSU Foundation for the BRI Moore Foundation Endowment Fund.

The Carl B. & Florence E. King Foundation of Dallas, TX donated \$100,000 to the newly created Alec D. Ritzell Memorial Scholarship Endowment. This scholarship fund will benefit students pursuing a degree within the Department of National Resource Management.

Mr. Jonathan Caldwell-Hurley of Albany, TX donated \$10,000 to the SRSU Foundation for the Museum of the Big Bend Complex Fund.

Friends of the Center for Big Bend Studies:

The Brown Foundation of Houston, TX donated \$50,000 to the Center for Big Bend Studies. These funds support the Trans Pecos Archaeological Program and other programs of the Center for Big Bend Studies aimed at recovering and preserving significant data in archaeological and historical resources in the Trans Pecos and Big Bend areas.

Total Donations: \$331,436.81

Texas State University

The following gifts of \$5,000 or more were made payable to Texas State University.

| <u>Date(s) of Gift</u> | <u>Gift Amount</u> | <u>Beneficiary(ies)</u> |
|------------------------|--------------------|--|
| 3/1/2020 | \$6,000 | Department of Athletics—Athletic Suite Donations |
| 3/3/2020 | \$6,000 | College of Applied Arts—Texas Ranger Law Enforcement Association Scholarship |
| 3/3/2020 | \$16,000 | College of Science and Engineering—Mathworks |
| 3/4/2020 | \$5,000 | Division of Information Technology—The Wittliff Collections Festival |
| 3/6/2020 | \$100,000 | College of Liberal Arts—The Texas State University System Foundation Graduate Endowed Fellowship in Liberal Arts |
| 3/13/2020 | \$5,000 | McCoy College of Business Administration—McCoy College of Business Administration Investment in Excellence |
| 3/13/2020 | \$5,000 | McCoy College of Business Administration—McCoy College of Business Administration Investment in Excellence |
| 3/13/2020 | \$5,200 | Department of Athletics—Athletic Club Seat Donations, Bobcat Club Annual Fund, and Bobcat Club Seat Obligation |
| 3/16/2020 | \$10,000 | College of Science and Engineering—Biology Research Fund |
| 3/26/2020 | \$50,000 | Office of the Provost and Vice President of Academic Affairs—Crankstart Re-Entry Scholarship |
| 3/30/2020 | \$10,000 | Office of the Provost and Vice President of Academic Affairs—Bobcats to Bobcats Scholarship |
| 4/2/2020 | \$8,000 | Department of Athletics—Athletic Club Seat Donations and Bobcat Club Seat Obligation |
| 4/2/2020 | \$5,500 | Department of Athletics—Athletic Club Seat Donations, Bobcat Club Annual Fund, and Bobcat Club Seat Obligation |
| 4/2/2020 | \$7,375 | Department of Athletics—Athletic Club Seat Donations, Bobcat Club Annual Fund, and Bobcat Club Seat Obligation |

| | | |
|-----------|------------|---|
| 4/2/2020 | \$7,500 | Department of Athletics—Athletic Suite Donations |
| 4/3/2020 | \$25,000 | Office of the Provost and Vice President of Academic Affairs—Señor Cicero Alexander Rust III Scholarship in Musical Theatre |
| 4/3/2020 | \$25,000 | Office of the Provost and Vice President of Academic Affairs—Blanco River-Aquifers |
| 4/6/2020 | \$10,000 | Office of the Provost and Vice President of Academic Affairs—Bobcats to Bobcats Scholarship |
| 4/6/2020 | \$5,000 | Office of the Provost and Vice President of Academic Affairs—Bobcats to Bobcats Scholarship |
| 4/6/2020 | \$25,000 | Office of the Provost and Vice President of Academic Affairs—Bobcats to Bobcats Scholarship |
| 4/6/2020 | \$30,000 | College of Fine Arts and Communication—Musical Theatre Excellence Fund |
| 4/9/2020 | \$5,000 | College of Fine Arts and Communication—Spencer Lockett Music Scholarship |
| 4/13/2020 | \$5,000 | College of Education—H-E-B Tournament of Champions Autism Summer Camp |
| 4/15/2020 | \$6,000 | College of Liberal Arts—History Excellence Fund |
| 4/16/2020 | \$8,000 | Department of Athletics—Athletic Club Seat Donations, Bobcat Club Annual Fund, and Bobcat Club Seat Obligation |
| 4/16/2020 | \$7,431.70 | College of Liberal Arts—Dr. Sally Caldwell Endowed Scholarship |
| 4/23/2020 | \$75,000 | College of Science and Engineering—Concrete Industry Management Program Support |
| 4/24/2020 | \$10,000 | Office of the Provost and Vice President of Academic Affairs—Bobcats to Bobcats Scholarship |
| 4/27/2020 | \$5,000 | Office of the Provost and Vice President of Academic Affairs—Lockett Scholarship for Mariachi Students |
| 5/7/2020 | \$25,000 | Office of the Provost and Vice President of Academic Affairs—Bobcats to Bobcats Scholarship |
| 5/13/2020 | \$15,000 | Department of Athletics—Athletic Suite Donations |
| 5/13/2020 | \$15,000 | Office of the Provost and Vice President of Academic Affairs—Bobcats to Bobcats Scholarship |

| | | |
|---------------|----------------------------|--|
| 5/15/2020 | \$5,000 | Division of Information Technology—The Wittliff Collections Renovations |
| 5/19/2020 | \$15,000 | McCoy College of Business Administration—Professional Selling Corporate Partners Program |
| 5/21/2020 | \$10,000 | McCoy College of Business Administration—Professional Selling Corporate Partners Program |
| 5/26/2020 | \$35,000 | Office of the Provost and Vice President of Academic Affairs—Chartwell’s Undergraduate Scholarship |
| 5/27/2020 | \$10,000 | Office of the Provost and Vice President of Academic Affairs—Bobcats to Bobcats Scholarship |
| 5/27/2020 | \$5,000 | Division of Information Technology—The Wittliff Collections Renovations |
| 5/29/2020 | \$15,000 | College of Fine Arts and Communication—Department of Theatre and Dance Scholarship |
| TOTAL: | <u>\$638,006.70</u> | |

The following Gifts-in-Kind valued at \$5,000 or more were made to Texas State University.

| <u>Date(s) of Gift</u> | <u>Gift Amount</u> | <u>Beneficiary(ies)</u> |
|------------------------|--------------------------|---|
| 4/15/2020 | \$8,474.33 | McCoy College of Business Administration—McCoy College of Business Administration |
| TOTAL: | <u>\$8,474.33</u> | |

The following gifts of \$5,000 or more were made payable to the Texas State University Development Foundation.

| <u>Date(s) of Gift</u> | <u>Gift Amount</u> | <u>Beneficiary(ies)</u> |
|------------------------|--------------------|---|
| 3/2/2020 | \$5,000 | Department of Athletics—Jim Wacker Endowed Scholarship |
| 3/6/2020 | \$5,000 | College of Applied Arts—Dr. Azalete and Byron Little Endowed Scholarship |
| 3/10/2020 | \$1,000,000 | Office of the Provost and Vice President of Academic Affairs—Denise M. Trauth Endowed Presidential Research Professorship |

| | | |
|---------------|------------------------------|--|
| 3/11/2020 | \$17,670.13 | Honors College—Merry Kone FitzPatrick Endowed Scholarship |
| 3/18/2020 | \$50,000 | College of Health Professions—Edith and You-Kin Chin Endowed Scholarship |
| 4/3/2020 | \$1,050,000 | College of Science and Engineering—Permian Highway Pipeline LLC Quasi-Endowment |
| 4/14/2020 | \$10,606.04 | Honors College—Merry Kone FitzPatrick Endowed Scholarship |
| 4/24/2020 | \$5,000 | College of Fine Arts and Communication—Shirley Knight Memorial Fund |
| 5/7/2020 | \$10,000 | College of Applied Arts—Bobcat Bounty |
| 5/13/2020 | \$6,000 | Division of Student Affairs—Veronica Gonzales Leadership Institute Endowed Scholarship |
| 5/27/2020 | \$10,000 | College of Fine Arts and Communication—Shirley Knight Memorial Fund |
| 5/27/2020 | \$6,000 | College of Science and Engineering—Pape-Dawson Engineers Endowed Undergraduate Scholarship for Civil Engineering |
| 5/29/2020 | \$5,000 | College of Education—Carol Plassmann Endowed Scholarship |
| 5/29/2020 | \$7,500 | College of Liberal Arts—Bettylee and Daniel Farlow Endowed Scholarship in Political Science |
| TOTAL: | <u>\$2,187,776.17</u> | |

The following gifts of \$5,000 or more were made payable to the Emmett and Miriam McCoy College of Business Administration Development Foundation. These gifts benefit scholarships, programs, or initiatives at the McCoy College of Business Administration at Texas State University.

| <u>Date(s) of Gift</u> | <u>Gift Amount</u> | <u>Beneficiary(ies)</u> |
|-------------------------------|---------------------------|---|
| 3/12/2020 | \$6,000 | McCoy College of Business Administration—Bernard and Betty Rychlik Endowed Scholarship in International Business Programs |

| | | |
|---------------|---------------------------|---|
| 3/13/2020 | \$5,000 | McCoy College of Business Administration—Lu Montondon, Ph.D., Professorship in Accounting |
| 3/13/2020 | \$10,000 | McCoy College of Business Administration— Lu Montondon, Ph.D., Professorship in Accounting |
| 3/25/2020 | \$50,000 | McCoy College of Business Administration—Lu Montondon, Ph.D., Professorship in Accounting |
| 4/7/2020 | \$5,000 | McCoy College of Business Administration—Ernst and Young Scholarship Endowment for Accounting Education and Department of Accounting Excellence Endowment |
| 4/13/2020 | \$5,000 | McCoy College of Business Administration—Eugenie-Margaret-Allyson Hartenstine Endowed Scholarship |
| TOTAL: | <u>\$81,000.00</u> | |

Explanation

The following gifts of \$5,000 or more were made to Texas State University.

- A couple in San Marcos, Texas, donated \$6,000 to the Athletic Suite Donations account in the Department of Athletics.
- An organization in Dallas, Texas, donated \$6,000 to the Texas Ranger Law Enforcement Association Scholarship account in the College of Applied Arts.
- A foundation in San Antonio, Texas, donated \$16,000 to the Mathworks account in the College of Science and Engineering.
- A foundation in Austin, Texas, donated \$5,000 to The Wittliff Collections Festival account in the Division of Information Technology.
- A foundation in Austin, Texas, donated \$100,000 to The Texas State University System Foundation Graduate Endowed Fellowship in Liberal Arts account in the College of Liberal Arts.
- An alumnus and spouse in Richmond, Texas, donated \$5,000 to the McCoy College of Business Administration Investment in Excellence account in the McCoy College of Business Administration.
- A corporation in San Antonio, Texas, donated \$5,000 to the McCoy College of Business Administration Investment in Excellence account in the McCoy College of Business Administration.

- A couple in Falls City, Texas, donated \$5,200 to the Athletic Club Seat Donations account, the Bobcat Club Annual Fund account, and the Bobcat Club Seat Obligation account in the Department of Athletics.
- An organization in Daejeon, Republic of Korea, donated \$10,000 to the Biology Research Fund account in the College of Science and Engineering.
- An organization in San Francisco, California, donated \$50,000 to the Crankstart Re-Entry Scholarship account in the Office of the Provost and Vice President of Academic Affairs.
- An alumnus in Hong Kong, Peoples Republic of China, donated \$10,000 to the Bobcats to Bobcats Scholarship account in the Office of the Provost and Vice President of Academic Affairs.
- A corporation in San Marcos, Texas, donated \$8,000 to the Athletic Club Seat Donations account and the Bobcat Club Seat Obligation account in the Department of Athletics.
- A couple in San Marcos, Texas, donated \$5,500 to the Athletic Club Seat Donations account, the Bobcat Club Annual Fund account, and the Bobcat Club Seat Obligation account in the Department of Athletics.
- An alumni couple in San Angelo, Texas, donated \$7,375 to the Athletic Club Seat Donations account, the Bobcat Club Annual Fund account, and the Bobcat Club Seat Obligations account in the Department of Athletics.
- An alumni couple in San Marcos, Texas, donated \$7,500 to the Athletic Suite Donations account in the Department of Athletics.
- An alumnus in Blanco, Texas, donated \$25,000 to the Señor Cicero Alexander Rust III Scholarship in Musical Theatre account in the Office of the Provost and Vice President of Academic Affairs.
- A foundation in Buda, Texas, donated \$25,000 to the Blanco River-Aquifers account in the Office of the Provost and Vice President of Academic Affairs.
- A couple in San Marcos, Texas, donated \$10,000 to the Bobcats to Bobcats Scholarship account in the Office of the Provost and Vice President of Academic Affairs.
- An alumnus and spouse in Laredo, Texas, donated \$5,000 to the Bobcats to Bobcats Scholarship account in the Office of the Provost and Vice President of Academic Affairs.
- An alumnus and spouse in El Paso, Texas, donated \$25,000 to the Bobcats to Bobcats Scholarship account in the Office of the Provost and Vice President of Academic Affairs.
- A foundation in Austin, Texas, donated \$30,000 to the Musical Theatre Excellence Fund account in the College of Fine Arts and Communication.
- A couple in San Marcos, Texas, donated \$5,000 to the Spencer Lockett Music Scholarship account in the College of Fine Arts and Communication.

- A foundation in San Antonio, Texas, donated \$5,000 to the H-E-B Tournament of Champions Autism Summer Camp account in the College of Education.
- An anonymous couple donated \$6,000 to the History Excellence Fund account in the College of Liberal Arts.
- An alumnus and spouse in San Marcos, Texas, donated \$8,000 to the Athletic Club Seat Donations account, the Bobcat Club Annual Fund account, and the Bobcat Club Seat Obligation account in the Department of Athletics.
- An estate gift from an individual in Wimberley, Texas, donated \$7,431.70 to the Dr. Sally Caldwell Endowed Scholarship account in the College of Liberal Arts.
- An organization in Ponte Vedra Beach, Florida, donated \$75,000 to the Concrete Industry Management Program Support account in the College of Science and Engineering.
- An alumnus and spouse in Houston, Texas, donated \$10,000 to the Bobcats to Bobcats Scholarship account in the Office of the Provost and Vice President of Academic Affairs.
- An individual in San Marcos, Texas, donated \$5,000 to Lockett Scholarship for Mariachi Students account in the Office of the Provost and Vice President of Academic Affairs.
- A foundation in San Antonio, Texas, donated \$25,000 to the Bobcats to Bobcats Scholarship account in the Office of the Provost and Vice President of Academic Affairs.
- A corporation in San Marcos, Texas, donated \$15,000 to the Athletic Suite Donations account in the Department of Athletics.
- A corporation in Irving, Texas, donated \$15,000 to the Bobcats to Bobcats Scholarship account in the Office of the Provost and Vice President of Academic Affairs.
- A couple in Marble Falls, Texas, donated \$15,000 to The Wittliff Collections Renovations account in the Division of Information Technology.
- A corporation in Saint Paul, Minnesota, donated \$15,000 to the Professional Selling Corporate Partners Program account in the McCoy College of Business Administration.
- A corporation in Irving, Texas, donated \$10,000 to the Professional Selling Corporate Partners Program account in the McCoy College of Business Administration.
- A corporation in Charlotte, North Carolina, donated \$35,000 to the Chartwell's Undergraduate Scholarship account in the Office of the Provost and Vice President of Academic Affairs.
- An individual in Houston, Texas, donated \$10,000 to the Bobcats to Bobcats Scholarship account in the Office of the Provost and Vice President of Academic Affairs.
- A foundation in Austin, Texas, donated \$5,000 to The Wittliff Collections Renovations account in the Division of Information Technology.

- An individual in Wimberley, Texas, donated \$15,000 to the Department of Theatre and Dance Scholarship account in the College of Fine Arts and Communication.

The following Gifts-In-Kind valued at \$5,000 or more were made to Texas State University.

- A couple in San Marcos, Texas, donated a 20'x14' exterior banner, a metal frame including installation, a free standing, double faced pedestal sign, and t-shirts for the McCoy College 50th anniversary worth \$8,474.33 to the McCoy College of Business Administration account in the McCoy College of Business Administration.

The following gifts of \$5,000 or more were made payable to the Texas State University Development Foundation. These gifts benefit scholarships, programs, or initiatives at Texas State University.

- An alumnus and spouse in San Antonio, Texas, donated \$5,000 to the Jim Wacker Endowed Scholarship account in the Department of Athletics.
- An alumnus and spouse in Monticello, Georgia, donated \$5,000 to the Dr. Azalete and Bryon Little Endowed Scholarship account in the College of Applied Arts.
- An individual in San Marcos, Texas, donated \$1,000,000 to the Denise M. Trauth Endowed Presidential Research Professorship account in the Office of the Provost and Vice President for Academic Affairs.
- An individual in San Marcos, Texas, donated \$17,670.13 to the Merry Kone FitzPatrick Endowed Scholarship account in the Honors College.
- A couple in Austin, Texas, donated \$50,000 to the Edith and You-Kin Chin Endowed Scholarship account in the College of Health Professions.
- A corporation in Houston, Texas, donated \$1,050,000 to the Permian Highway Pipeline LLC Quasi-Endowment account in the College of Science and Engineering.
- An individual in San Marcos, Texas, donated \$10,606.04 to the Merry Kone FitzPatrick Endowed Scholarship account in the Honors College.
- An individual in New York, New York, donated \$5,000 to the Shirley Knight Memorial Fund account in the College of Fine Arts and Communication.
- An organization in Austin, Texas, donated \$10,000 to the Bobcat Bounty account in the College of Applied Arts.
- An alumna and spouse in Edinburg, Texas, donated \$6,000 to the Veronica Gonzales Leadership Institute Endowed Scholarship account in the Division of Student Affairs.
- An individual in Houston, Texas, donated \$10,000 to the Shirley Knight Memorial Fund account in the College of Fine Arts and Communication.

- A corporation in Austin, Texas, donated \$6,000 to the Pape-Dawson Engineers Endowed Undergraduate Scholarship for Civil Engineering account in the College of Science and Engineering.
- An alumna and spouse in Driftwood, Texas, donated \$5,000 to the Carol Plassmann Endowed Scholarship account in the College of Education.
- A couple in New Braunfels, Texas, donated \$7,500 to the Bettylee and Daniel Farlow Endowed Scholarship in Political Science account in the College of Liberal Arts.

The following gifts of \$5,000 or more were made payable to the Emmett and Miriam McCoy College of Business Administration Development Foundation. These gifts benefit scholarships, programs, or initiatives at the McCoy College of Business Administration at Texas State University.

- An alumnus in Miami Beach, Florida, donated \$6,000 to the Bernard and Betty Rychlik Endowed Scholarship in International Business Programs account in the McCoy College of Business Administration.
- An alumna in Houston, Texas, donated \$5,000 to the Lu Montondon, Ph.D., Professorship in Accounting account in the McCoy College of Business Administration.
- An alumnus and spouse in Dallas, Texas, donated \$10,000 to the Lu Montondon, Ph.D., Professorship in Accounting account in the McCoy College of Business Administration.
- An organization in San Marcos, Texas, donated \$50,000 to the Lu Montondon, Ph.D., Professorship in Accounting account in the McCoy College of Business Administration.
- An alumnus and spouse in Flower Mound, Texas, donated \$5,000 to the Ernst and Young Scholarship Endowment for Accounting Education account and the Department of Accounting Excellence Endowment account in the McCoy College of Business Administration.
- An alumnus and spouse in Castle Hills, Texas, donated \$5,000 to the Eugenie-Margaret-Allyson Hartenstine Endowed Scholarship account in the McCoy College of Business Administration.

**LAMAR INSTITUTE OF TECHNOLOGY
ACKNOWLEDGEMENT OF GIFTS AT LEAST \$5,000**

| DATE | DONOR | AMOUNT | BENEFICIARY(IES) |
|---------------|-----------------------------------|----------------------|-------------------------|
| 02/12/2020 | Texas Mutual Insurance Company | \$ 100,000.00 | Development |
| 05/15/2020 | ExxonMobil Foundation | \$ 6,000.00 | Foundation |
| 05/29/2020 | Texas Higher Education Foundation | \$ 10,000.00 | Development |
| 06/12/2020 | Provost Umphrey Law Firm LLP | \$ 15,000.00 | Foundation |
| 06/12/2020 | LIT Foundation | \$ 44,450.00 | Development |
| TOTAL: | | \$ 175,450.00 | |

This total represents a **44.6%** increase from the August 2019 gift report.

EXPLANATIONS

\$100,000 was received on February 12, 2020 from Texas Mutual Insurance Company for the benefit of funding LIT Safety Awareness Institute (SAI) that provides workplace safety courses for area employers, workers, and the general public.

\$6,000 was received on May 15, 2020 from ExxonMobil Foundation Educational Matching Gift Program for the benefit of the 2020 LIT Shoot-Out event and the LIT Shoot-Out Scholarship Endowment, which provides scholarships to students, enrolled in all educational programs.

\$10,000 was received on May 29, 2020 from The Texas Higher Education Foundation, which provide grant funds for emergency aid programs to colleges and universities that are affected by COVID-19 pandemic related disruptions. Funds will be used to help current students address basic needs created by unexpected college closures and other COVID-19 pandemic related disruptions, including, but not necessarily limited to, housing, health care, technology needs, and childcare needs.

\$15,000 was received on June 12, 2020 from Provost Umphrey Law Firm LLP for the benefit of the 2020 LIT Shoot-Out event and its endowment, which provides scholarships to students, enrolled in all educational programs.

\$44,450 was received on June 12, 2020 from LIT Foundation LIT Shoot-Out Scholarship Endowment for the benefit of LIT Truck Driving School for one-half of the purchase of a EF Truck Simulator.



Lamar State College — Orange —

Gift & Donations

| DATE | DONOR | AMOUNT | BENEFICIARY(IES) |
|---------|--|-------------|---|
| 5/26/20 | Texas Higher Education Foundation | \$10,000.00 | Lamar State College Orange Scholarship Fund |
| 7/21/20 | Womack & Presidential Scholarship | \$38,000.00 | Lamar State College Orange Foundation Scholarship Fund |
| 7/21/20 | Lamar State College Orange Foundation Dual Credit Scholarship | \$15,000.00 | Lamar State College Orange Dual Credit Students |

EXPLANATION

The following gifts of \$5,000.00 or more were made payable to Lamar State College Orange:

- \$10,000.00 scholarship donation from the Texas Higher Education Coordinating Board Emergency Aid Fund.
- \$38,000.00 scholarship donation from the Howard Womack & Presidential Scholarship Fund.
- \$15,000.00 scholarship donation from the Lamar State College Orange Foundation Dual Credit Scholarship Fund.

LAMAR STATE COLLEGE-PORT ARTHUR

The following gifts of \$5,000 or more were made payable to Lamar State College-Port Arthur.

| DATE | DONOR | AMOUNT | BENEFICIARY(IES) |
|-------------|--|--------------------|------------------------------|
| 04/19/2020 | CARES Act Higher Education Emergency Relief Fund-COVID 19 – 84.425E | \$528,342 | LSCPA Students |
| 04/24/2020 | CARES Act – 84.425F | \$528,342 | LSCPA Students & Institution |
| 05/04/2020 | CARES Act Higher Education Emergency Relief Fund - Minority Serving Institutions – 84.425L | \$66,328 | LSCPA Students & Institution |
| 05/27/2020 | Texas Higher Education Foundation | \$10,000 | LSCPA Students |
| 06/10/2020 | Sempra LNG | \$21,000 | LSCPA Students |
| | TOTAL | \$1,154,012 | |

EXPLANATION

The following gifts of \$5,000 or more were made to Lamar State College-Port Arthur:

The CARES Act Higher Education Emergency Relief Fund-COVID 19 – 84.425E gave \$528,342 for any loss incurred by a student as a result of COVID-19.

CARES Act – 84.425F gave \$528,342 for any loss incurred by a student or the institution as a result of COVID-19.

CARES Act Higher Education Emergency Relief Fund - Minority Serving Institutions – 84.425L gave \$66,328 for any loss incurred by a student or the institution as a result of COVID-19.

The Texas Higher Education Foundation gave \$10,000 to help students pay for tuition.

Sempra LNG gave \$21,000 to help students pay for tuition.

APPENDIX – ACADEMIC AND HEALTH AFFAIRS

Texas State University System Certified Enrollment Report
Spring 2020

Table 1. THECB Reportable Enrollment Data: Summary

| | | 2019 | 2020 | 1-Yr Change |
|----------------------------|-------------------|---------------|---------------|-------------|
| Lamar | Headcount | 13,533 | 14,217 | 5% |
| | Flex-Entry | 985 | 592 | - |
| | SCH | 141,022 | 147,129 | 4% |
| | FTSE | 10,152 | 10,706 | 5% |
| Sam Houston | Headcount | 19,516 | 19,733 | 1% |
| | Flex-Entry | 88 | 49 | - |
| | SCH | 234,222 | 237,535 | 1% |
| | FTSE | 15,907 | 16,132 | 1% |
| Sul Ross-Total | Headcount | 2,500 | 2,202 | -12% |
| | Flex-Entry | 140 | 65 | - |
| | SCH | 23,940 | 21,512 | -10% |
| | FTSE | 1,660 | 1,485 | -11% |
| <i>Sul Ross-Alpine</i> | <i>Headcount</i> | <i>1,682</i> | <i>1,448</i> | <i>-14%</i> |
| | <i>Flex-Entry</i> | <i>123</i> | <i>45</i> | <i>-</i> |
| | <i>SCH</i> | <i>17,594</i> | <i>15,456</i> | <i>-12%</i> |
| | <i>FTSE</i> | <i>1,226</i> | <i>1,073</i> | <i>-12%</i> |
| <i>Sul Ross-Rio Grande</i> | <i>Headcount</i> | <i>818</i> | <i>754</i> | <i>-8%</i> |
| | <i>Flex-Entry</i> | <i>17</i> | <i>20</i> | <i>-</i> |
| | <i>SCH</i> | <i>6,346</i> | <i>6,056</i> | <i>-5%</i> |
| | <i>FTSE</i> | <i>434</i> | <i>412</i> | <i>-5%</i> |
| Texas State | Headcount | 35,285 | 34,704 | -2% |
| | Flex-Entry | - | - | - |
| | SCH | 421,123 | 415,066 | -1% |
| | FTSE | 28,616 | 28,202 | -1% |
| LIT* | Headcount | 2,823 | 3,459 | 23% |
| | Flex-Entry | 28 | 1 | - |
| | SCH | 26,646 | 32,256 | 21% |
| | FTSE | 1,776 | 2,150 | 21% |
| | Contact | 602,256 | 722,384 | 20% |
| LSC-O | Headcount | 2,116 | 2,170 | 3% |
| | Flex-Entry | - | 5 | - |
| | SCH | 18,117 | 19,310 | 7% |
| | FTSE | 1,208 | 1,287 | 7% |
| | Contact | 387,344 | 410,544 | 6% |
| LSC-PA | Headcount | 2,352 | 2,426 | 3% |
| | Flex-Entry | 70 | 33 | - |
| | SCH | 21,895 | 22,767 | 4% |
| | FTSE | 1,460 | 1,518 | 4% |
| | Contact | 467,856 | 480,832 | 3% |
| Total | Headcount | 78,126 | 78,911 | 1% |
| | Flex-Entry | 1,311 | 745 | - |
| | SCH | 886,964 | 895,575 | 1% |
| | FTSE | 60,778 | 61,481 | 1% |
| | Contact | 1,457,456 | 1,613,760 | 11% |

Note: Table compares current year certified data to prior year certified data. The THECB is piloting changes to the reporting of flex entry courses, year-to-year decreases/increases in those data do not necessarily indicate a decrease/increase in enrollment.

Source: THECB Accountability System and TSUS Official Enrollment Reports.

Texas State University System Certified Enrollment Report
Spring 2020

Table 2. THECB Reportable Enrollment Data: Detail

| TSUS Component | | Undergrad | Master's | Doctoral- Research | Doctoral- Professional | Post-Bach | Total |
|----------------------------|-------------------|---------------|--------------|-----------------------|---------------------------|-----------|---------------|
| Lamar | Headcount | 7,880 | 5,151 | 289 | 17 | 880 | 14,217 |
| | Flex-Entry | - | 448 | 7 | - | 137 | 592 |
| | SCH | 96,408 | 48,284 | 1,891 | 546 | - | 147,129 |
| | FTSE | 6,427 | 4,024 | 210 | 46 | - | 10,706 |
| Sam Houston | Headcount | 17,252 | 2,069 | 312 | - | 100 | 19,733 |
| | Flex-Entry | - | 48 | - | - | 1 | 49 |
| | SCH | 222,291 | 13,734 | 1,510 | - | - | 237,535 |
| | FTSE | 14,819 | 1,145 | 168 | - | - | 16,132 |
| Sul Ross-Total | Headcount | 1,694 | 445 | - | - | 63 | 2,202 |
| | Flex-Entry | 20 | 37 | - | - | 8 | 65 |
| | SCH | 18,450 | 3,062 | - | - | - | 21,512 |
| | FTSE | 1,230 | 255 | - | - | - | 1,485 |
| <i>Sul Ross-Alpine</i> | <i>Headcount</i> | <i>1,032</i> | <i>365</i> | <i>-</i> | <i>-</i> | <i>51</i> | <i>1,448</i> |
| | <i>Flex-Entry</i> | <i>-</i> | <i>37</i> | <i>-</i> | <i>-</i> | <i>8</i> | <i>45</i> |
| | <i>SCH</i> | <i>12,901</i> | <i>2,555</i> | <i>-</i> | <i>-</i> | <i>-</i> | <i>15,456</i> |
| | <i>FTSE</i> | <i>860</i> | <i>213</i> | <i>-</i> | <i>-</i> | <i>-</i> | <i>1,073</i> |
| <i>Sul Ross-Rio Grande</i> | <i>Headcount</i> | <i>662</i> | <i>80</i> | <i>-</i> | <i>-</i> | <i>12</i> | <i>754</i> |
| | <i>Flex-Entry</i> | <i>20</i> | <i>-</i> | <i>-</i> | <i>-</i> | <i>-</i> | <i>20</i> |
| | <i>SCH</i> | <i>5,549</i> | <i>507</i> | <i>-</i> | <i>-</i> | <i>-</i> | <i>6,056</i> |
| | <i>FTSE</i> | <i>370</i> | <i>42</i> | <i>-</i> | <i>-</i> | <i>-</i> | <i>412</i> |
| Texas State | Headcount | 30,681 | 3,121 | 360 | 119 | 423 | 34,704 |
| | Flex-Entry | - | - | - | - | - | - |
| | SCH | 387,011 | 24,357 | 2,298 | 1,400 | - | 415,066 |
| | FTSE | 25,801 | 2,030 | 255 | 117 | - | 28,202 |
| LIT* | Headcount | 3,459 | - | - | - | - | 3,459 |
| | Flex-Entry | 1 | - | - | - | - | 1 |
| | SCH | 32,256 | - | - | - | - | 32,256 |
| | FTSE | 2,150 | - | - | - | - | 2,150 |
| | Contact | 722,384 | - | - | - | - | 722,384 |
| LSC-O | Headcount | 2,170 | - | - | - | - | 2,170 |
| | Flex-Entry | 5 | - | - | - | - | 5 |
| | SCH | 19,310 | - | - | - | - | 19,310 |
| | FTSE | 1,287.3 | - | - | - | - | 1,287.33 |
| | Contact | 410,544 | - | - | - | - | 410,544 |
| LSC-PA | Headcount | 2,426 | - | - | - | - | 2,426 |
| | Flex-Entry | 33 | - | - | - | - | 33 |
| | SCH | 22,767 | - | - | - | - | 22,767 |
| | FTSE | 1,518 | - | - | - | - | 1,518 |
| | Contact | 480,832 | - | - | - | - | 480,832 |
| Total | Headcount | 65,562 | 10,786 | 961 | 136 | 1,466 | 78,911 |
| | Flex-Entry | 59 | 533 | 7 | - | 146 | 745 |
| | SCH | 798,493 | 89,437 | 5,699 | 1,946 | - | 895,575 |
| | FTSE | 53,233 | 7,453 | 633 | 162 | - | 61,481 |
| | Contact | 1,613,760 | - | - | - | - | 1,613,760 |

Source: TSUS Official Enrollment Reports.

Texas State University System Certified Enrollment Report
Spring 2020

Table 3. THECB Reportable Continuing Education Enrollment Data: Summary

| TSUS Component | | Certified Quarter I | | | Preliminary Quarter II | | |
|----------------|-----------|---------------------|---------|-------------|------------------------|--------|-------------|
| | | 2018 | 2019 | 1-Yr Change | 2019 | 2020 | 1-Yr Change |
| LIT | Headcount | 1,315 | 1,216 | -8% | 1,426 | 1,100 | -23% |
| | FTSE | 278 | 228 | -18% | 246 | 176 | -28% |
| | Contact | 83,392 | 68,305 | -18% | 73,761 | 52,880 | -28% |
| LSC-O | Headcount | 147 | 68 | -54% | 71 | 180 | 154% |
| | FTSE | 12 | 10 | -16% | 10 | 29 | 204% |
| | Contact | 3,591 | 3,025 | -16% | 2,888 | 8,775 | 204% |
| LSC-PA | Headcount | 377 | 385 | 2% | 378 | 194 | -49% |
| | FTSE | 362 | 222 | -39% | 362 | 122 | -66% |
| | Contact | 108,518 | 66,608 | -39% | 68,215 | 36,551 | -46% |
| Total | Headcount | 1,839 | 1,669 | -9% | 1,875 | 1,474 | -21% |
| | FTSE | 652 | 460 | -29% | 617 | 327 | -47% |
| | Contact | 195,501 | 137,938 | -29% | 144,864 | 98,206 | -32% |

Note: Quarter III & IV current year certified data compared to prior year certified data and Quarter I current year preliminary data compared to prior year preliminary data.

Source: TSUS Official Enrollment Reports.

Table 4. THECB Non-Reportable Out-of-State/Online Data: Summary

| TSUS Component | | 2019 | 2020 | 1-Yr Change |
|-----------------|-----------|-------|-------|-------------|
| Lamar | Headcount | 618 | 668 | 8% |
| | SCH | 5,489 | 3,605 | -34% |
| | FTSE | 449 | 297 | -34% |
| Sam Houston | Headcount | 192 | 188 | -2% |
| | SCH | 1,215 | 1,045 | -14% |
| | FTSE | 102 | 88 | -14% |
| Sul Ross-Alpine | Headcount | - | 13 | - |
| | SCH | - | 85 | - |
| | FTSE | - | 7 | - |
| LIT | Headcount | - | 2 | - |
| | SCH | - | 10 | - |
| | FTSE | - | 1 | - |
| | Contact | - | 176 | - |
| Total | Headcount | 810 | 871 | 8% |
| | SCH | 6,704 | 4,745 | -29% |
| | FTSE | 551 | 392 | -29% |
| | Contact | - | 176 | - |

Note: Non-reportable out-of-state/online data are not included in Tables 1 & 2, and these data are not applicable to all components.

Source: TSUS Official Enrollment Reports.

Texas State University System Certified Enrollment Report
Spring 2020

| Definitions of Terms | |
|-------------------------------------|--|
| Contact Hours | A unit of measure that represents an hour of scheduled instruction given to students of which 50 minutes must be of direct instruction. Also referred to as clock hour. |
| Flex-Entry | Means by which institutions can report and be funded for semester credit/contact hours in classes that were not organized by the census date (universities) or did not have its census date until after the census date of the term (CTC) but otherwise met the state-mandated funding requirements. |
| Full-Time Student Equivalent (FTSE) | Uses semester credit hours (SCH) to calculate the number of full-time equivalent students at an institution. The THECB uses the following formulas: 1 undergraduate FTSE student = 15 SCH (12 SCH in Fall) 1 master's FTSE student = 12 SCH (9 SCH in Fall) 1 doct-professional FTSE student = 12 SCH (9 SCH in Fall) 1 doct-research FTSE student = 9 SCH (6 SCH in Fall) 1 continuing ed FTSE student = 300 contact hours |
| Headcount | The unduplicated count of students enrolled in a semester or term. |
| Out-of-State/Online | Enrollment of a non-Texas resident living out-of-state in a fully online course. |
| Semester Credit Hour (SCH) | A unit of measure representing an hour (50 minutes) of instruction over a 15-week period in a semester or trimester system or a 10-week period in a quarter system. |

APPENDIX – FINANCE AND AUDIT



Operating Budget Summary

Fiscal Year 2021

Lamar University
Sam Houston State University
Sul Ross State University
Sul Ross State University Rio Grande College
Texas State University
Lamar Institute of Technology
Lamar State College - Orange
Lamar State College - Port Arthur
Texas State University System Administration



TABLE OF CONTENTS

| | Page |
|--|------|
| I Budget Standards | 1 |
| II. Glossary | 3 |
| III. Budget Summaries by Component | |
| LAMAR UNIVERSITY | 6 |
| SAM HOUSTON STATE UNIVERSITY | 29 |
| SUL ROSS STATE UNIVERSITY | 55 |
| SUL ROSS STATE UNIVERSITY - RIO GRANDE COLLEGE | 76 |
| TEXAS STATE UNIVERSITY | 90 |
| LAMAR INSTITUTE OF TECHNOLOGY | 112 |
| LAMAR STATE COLLEGE - ORANGE | 130 |
| LAMAR STATE COLLEGE - PORT ARTHUR | 148 |
| TEXAS STATE UNIVERSITY SYSTEM ADMINISTRATION | 170 |

Budget Standards Fiscal Year 2021

Components of the Texas State University System submit Annual Operating Budget proposals and supporting summaries that form the basis for this *Budget Summary for the Fiscal Year 2021*. Each component's budget tables and summaries provided herein and the consolidated Budget Summary are subject to the following budgetary standards for Fiscal Year 2021:

1. Each component is responsible for the accuracy and appropriateness of its operating budget and budget summary.
2. Each component's Annual Operating Budget has been prepared in accordance with the Board of Regents' *Rules and Regulations* Chapter III Sec. 6.71.
3. All material budgetary plans or budgetary intentions are reflected in each component's Operating Budget. Budgetary adjustments occurring subsequent to initial Board of Regents' approval will be reported to the Board.
4. All General Revenue Fund appropriations have been budgeted to the extent they are known and available per the General Appropriations Act for the FY 2021, including anticipated interim budget reductions.
5. All Institutional Funds (unrestricted current funds held outside the State Treasury) estimated income accruing to Education and General Funds, Designated Funds, and Auxiliary Funds have been budgeted to the extent they are available for operational purposes.
6. The budgeted revenues for local funds are based on conservative, reasonable, and supportable estimates of funds to be generated by each institutional component.
7. Higher Education Funds have been budgeted to the extent they will be expended or reserved to support Education and General Activities.
8. All budgeted appropriations and receipts are allocated to functions for which they may be utilized as authorized by State of Texas statute or Comptroller of Public Accounts rules and regulations.
9. Student Service Fees have been budgeted in accordance with the allocation schedule recommended by the respective component's Student Service Fee Advisory Committee.
10. There are no anticipated contingent liabilities, unfavorable settlement(s) of outstanding lawsuits, or other claims involving institutional components that would as of this date have a material effect on the proposed Operating Budget.

11. All budget adjustments for fiscal year 2020 have been or will be provided to the Board as required by Rules & Regulations.
12. For fiscal year 2020, no funds authorized for a specific purpose by the Board were redirected to another use without presentation to the Board. This procedure will continue to be followed for fiscal year 2021.
13. Budgetary controls are in place at each institutional component preventing payment of vendor invoices, inter-departmental transfers, and payroll if sufficient funds do not exist in an account. Guidelines have been established for a formal process to temporarily bypass the controls allowing payment, with budget transfers being made within a timely manner to cover any resulting deficit.
14. Discretionary funding for each component is not included in the budget. Gift accounts in the restricted fund group are not included in the budget.

GLOSSARY OF TERMS

Current Funds

These funds are available for use in the day-to-day operations of the institution. These include Unrestricted Current Funds (Educational and General Funds, Designated Funds and Auxiliary Funds) and Restricted Current Funds. Normally these funds would be expended within the operating cycle (fiscal year). Institutions may be required to fund costs associated with unanticipated events from reserves.

Unrestricted Funds

These are funds over which outside parties have no direct or implied control.

Restricted Funds

Restricted Funds are subject to some degree of direct control by outside parties. Limitations may include the purpose or timing of expenditures, among others.

Educational and General Funds

Unrestricted Current funds are funds appropriated by the Texas Legislature. These funds consist primarily of General Revenue, Statutory Tuition and certain statutory fees.

General Revenue Funds

This is the State's primary operating fund from which institutions and agencies receive appropriation authority to spend in a fiscal year. Appropriations not expended or committed to expenditure by the end of the fiscal year for which they were provided are returned or "lapsed" to the State. Interest earned on the General Revenue remains with the fund and does not accrue to institutions.

Institutional Funds

Certain revenue streams generated by the institution as required by the Texas Education Code must be accounted for as Educational and General Funds. State statutes require some of these funds (statutory tuition and laboratory fees) to be deposited in the State Treasury. These funds on deposit with the State Treasury earn depository interest. They are categorized as appropriated and appear in the General Appropriations Act. Other types of Institutional Funds (indirect cost recoveries and sales and services related to academic functions) may be deposited in institutional local bank accounts.

Current Unrestricted Funds

Current unrestricted funds are resources received that have no limitations or stipulations placed on them by external agencies or donors.

Designated Funds

Unrestricted Current Funds that originated from Higher Education Fund (HEF) allocations, Designated Tuition, Incidental Fees, unrestricted gifts from outside parties, earnings from Endowments on which no restrictions exist and earnings on balances held in local bank accounts. HEF funds are retained in the General Revenue Fund in the State

Treasury. All other Designated Funds are retained in local bank accounts outside the State Treasury.

Auxiliary Enterprise Funds

Also categorized as Unrestricted Current Funds, most differ from Designated Funds in that they relate to activities auxiliary to or in support of the primary purpose of the institution – the education of students. Auxiliary Enterprise Funds can be characterized as enterprises comparable to “for profit” businesses. Examples are bookstores, food-service, snack-bar and vending operations, dormitories, apartments and related residence dwellings, special event centers, stadiums and student centers, athletics and sports programs and parking facilities. These operations are similar to “for profit” businesses; however, since they provide benefit and/or convenience to the institution’s students, faculty and staff, profits may not be the primary motivation for their existence. It is not uncommon for auxiliary enterprise funds to receive support from sources outside the auxiliary-enterprise fund group.

A second category of auxiliary enterprise operations relates to certain student fee supported activities. The Student Services Fee, Student Center Fee, Recreational Sports Fee and Medical Services Fee are assessed to support in whole or in part the non-classroom activities provided for students. These activities are not necessarily enterprises, but collections of the fees provide funds to support some or all of the enterprises’ activities.

Current Restricted Funds

Current restricted funds are resources provided to an institution that have externally established limitations or stipulations placed on their use. At the direction of the external funding source, restrictions can be broad (scholarships) or quite specific (analysis of the chemical composition of DNA). Sponsored research is a type of current restricted fund received by many institutions. Expected to be consumed in the near term, sponsored research funding includes explicit external instructions as to its use. This funding may lack flexibility, but it is essential to institutions actively engaged in research.

Internal designations placed on resources by the governing board or institutional management (assuming delegation from the governing board) constitute an allocation of current unrestricted funds. These designations can change at any time.

Any unrestricted resources designated to specific fund groups (plant, loan, or endowment) are included in such fund groups via a transfer. Transfers can be either mandatory or non-mandatory, depending on the circumstances. Mandatory transfers from one fund to another are those transfers arising, for example, from

- binding legal agreements related to the financing of educational plant and equipment, and
- grant agreements with agencies of the federal government, donors, and other organizations to match gifts and grants.

Non-mandatory transfers from one fund to another are made at the discretion of the governing board.

The recipient of a fund transfer accounts for the transaction as a transfer in. The provider of a fund transfer accounts for the transaction as a transfer out.

Expenditures of funds from contracts, grants and gifts provided by external parties (federal, state and local governmental units and the private sector) are normally subject to conditions and/or controls issued by contracting and granting agencies (contracts and grants) or by donors (gifts). Expenditures of Endowment earnings may occur on a current basis but may be restricted as to purpose. Federal financial aid, endowed scholarships and research grants are the major categories of Restricted Current Funds.

Higher Education Funds (HEF)

Allocations of Higher Education Funds are provided to those higher educational institutions not receiving revenues from the Permanent University Fund. These Constitutional Funds (Article VII, Section 17) remain in the State Treasury as General Revenue. HEF funds primarily support capital costs related to Educational and General activities. Institutions are allowed to expend up to 50% of their annual HEF allocation to support the cost of debt service on eligible projects.

Texas Public Education Grant (TPEG) Funds

The Texas Legislature has provided this measure of financial assistance to students. Pursuant to Education Code 56.033, Institutions must set aside a portion of funds from statutory tuition revenues to provide need-based scholarships and loans.

July 17, 2020

Members of the Board of Regents
The Texas State University System

The Honorable Regents:

We are pleased to present and recommend for your approval the annual operating budget for Lamar University (LU) for the fiscal year ending August 31, 2021. This operating budget comprises all funding classified as Education and General, Designated and Auxiliary Enterprises. Development of the fiscal year 2021 budget was guided by the principles of unbiased forecasts of enrollment, revenue and expenditures, full disclosure, balance and compatibility with funding, and compliance with Texas State University System and Board of Regents rules and regulations.

Assumptions pertaining to the development of this operating budget are discussed in the following:

- **Impact of Multiple Disruptive Events**

LU has been subject to a number of disruptive events that have had a substantial impact on operations and financial health. These events started with Hurricane Harvey in fiscal year 2018, followed by Tropical Storm Imelda, the TPC Plant Explosion, and COVID-19 in fiscal year 2020. These events have had significant financial impacts on LU including unreimbursed response and repair costs, deductibles, and lost tuition, fee, and auxiliary revenues. As mentioned in this letter last year, fiscal year 2020 budgets anticipated a conservatively optimistic approach to Harvey recovery with the general understanding that it can take up to four years to recover from a decline in enrollment due to a natural disaster. Unfortunately, the three events that followed in fiscal year 2020 have disrupted the recovery from Harvey and compounded the original impacts to LU.

- **Cost Containment**

During the Spring of 2020, LU undertook a significant number of steps to reduce the operating costs of the University. These steps included short-term solutions such as a reduction in travel expenses and supply purchases, hiring pauses, and avoidance of capital projects. Additionally, permanent cost reductions of over \$5M were implemented, mainly through the elimination of filled and vacant positions. These permanent changes are largely reflected in the fiscal year 2021 budget, with the balance being accounted for in fiscal year 2022.

- **Enrollment Outlook**

Following negative enrollment effects, largely resulting from Hurricane Harvey at the beginning of fiscal year 2018 and Tropical Storm Imelda in fiscal year 2020, our on-campus enrollment has yet to recover to “normal.” Impacts related to COVID-19 have also led us to conservatively plan for a slight reduction of on-campus enrollment. However, recent positive trends in enrollment of first-time freshman and late-breaking

registrations may improve this outlook if these trends hold over the next few weeks. Our online programs continue to innovate and as a result of this innovation have planned for growth that will conservatively exceed 25% increase in credit hours. A conservative approach to enrollment levels has been taken due to the uncertainty surrounding COVID-19 and gradual recovery from multiple natural disasters. This gradual recovery continues to weigh on LU's finances.

- **Education and General Funds**

State appropriations for fiscal year 2021 were established by the 86th Session of the Legislature; however, recent instructions have required LU to lapse a portion of this funding in fiscal years 2020 and 2021. This change has impacted LU by \$4.3M in total in which \$3.8M is accounted for in fiscal year 2021's proposed budget. All non-formula budgets have been decreased by 5%. The reduction in state appropriation has caused additional budgetary stress during a prolonged period of recovery and has muted some of our cost-reduction efforts.

- **Designated Funds**

Revenues resulting from Student Tuition and Fees were increased to reflect revenue increase expectations from online programs and a 2% increase to our Designated tuition rate. A decrease in revenue is projected due to discontinuing support for IT services to LSC-Orange and LSC-Port Arthur. Designated fees to support the Library and Information Technology services have also decreased due to the reduction of on-campus students. Spending for long-term financial aid commitments have largely been maintained for fiscal year 2021 using LU and LU Foundation reserves but are being closely monitored for long-term viability.

- **Auxiliary Funds**

The impact on our on-campus enrollment has put pressure on fee-based auxiliary units such as student health, recreation center, athletics, student union, and student services/activities fees. Most online students do not consume these services and, as such, do not support the costs of these operations. Cost-containment measures have been undertaken in these units; however, debt service remains a significant portion of the expenditures in some units and cannot be reduced in the short term. Additional cost reduction opportunities are being considered, and we are working with Lamar Institute of Technology (LIT) to better understand the costs associated with the services provided to LIT students and how LIT may contribute. Housing and Food Services revenues are budgeted to be stable.

- **Impact on Employees**

During the Spring 2020 term, we had to make the difficult decision to pursue a reduction in force and reorganization for several administrative units of the University. Additionally, multiple vacant positions in academic units were eliminated. The effects of these measures will be realized in fiscal year 2021. Lamar University plans to hold multiple positions vacant in FY 2021 to lessen the planned use of fund balances and is

prepared to make additional reductions to employment should revenues not materialize as planned or to address long-term financial stability.

- **Higher Education Funds**

Lamar University relies on Higher Education Funds (HEF) to address capital renewal and campus renovations needed to provide a safe environment supporting the activities of the students, faculty, and staff. LU plans to utilize HEF funds to address the needs of an aging campus infrastructure and to renovate existing space to promote more efficient use and reduce facility operating costs.

- **Planned Use of Fund Balance**

In order to address planned expenditures that exceed projected revenues, a supplement of \$5,645,417 from available reserves was budgeted. However, LU continues to undertake activities to reduce the planned use of fund balances requested in our budget. To date, we have identified approximately \$3M in positions which will remain vacant for FY 2021 and mitigate our use of fund balances. We continue to undertake activities to grow residential and online enrollment and evaluate our cost structure to bring revenues and expenses in line over the long term.

Lamar University will continue to pursue on-going initiatives to move the mission of the University forward and fulfill our strategic plan. We will continue to take action to manage our finances prudently, balancing the need for adequate reserves with investing in efforts to innovate and recover from devastating natural disasters, the current pandemic, and trends in higher education.

Thank you for the review and consideration of the fiscal year 2021 operating budget proposal for Lamar University. As always, we are available to respond to any questions or to provide any additional information that you may need.

Sincerely,



Kenneth R. Evans, Ph.D.
President



Jeremy C. Alltop, MSA
Vice President for Finance and Operations

Lamar University

Budget Summary

| | FY 2020 | | FY 2021 | | Variance | |
|-------------------------------|-----------------|-------------|-----------------|-------------|----------|----------------------|
| | APPROVED BUDGET | | PROPOSED BUDGET | | DOLLAR | PERCENT |
| Revenues | | | | | | |
| Tuition and Fees | \$ | 122,089,942 | \$ | 127,871,091 | \$ | 5,781,149 4.74 % |
| State Appropriations | \$ | 77,793,363 | \$ | 73,429,703 | \$ | (4,363,660) (5.61)% |
| Sales and Services | \$ | 22,782,620 | \$ | 22,856,525 | \$ | 73,905 0.32 % |
| Other | \$ | 3,547,183 | \$ | 1,904,960 | \$ | (1,642,223) (46.30)% |
| Operating Revenues | \$ | 226,213,108 | \$ | 226,062,279 | \$ | (150,829) (0.07)% |
| Transfers In | \$ | 27,784,909 | \$ | 27,600,571 | \$ | (184,338) (0.66)% |
| Budgeted Use of Fund Balance | \$ | 3,205,839 | \$ | 5,645,417 | \$ | 2,439,578 76.10 % |
| Total Revenues | \$ | 257,203,856 | \$ | 259,308,267 | \$ | 2,104,411 0.82 % |
| Expenditures | | | | | | |
| Instruction Support | \$ | 81,299,021 | \$ | 85,988,057 | \$ | 4,689,036 5.77 % |
| Research / Organized Research | \$ | 2,134,598 | \$ | 2,953,752 | \$ | 819,154 38.38 % |
| Public Service | \$ | 944,556 | \$ | 800,056 | \$ | (144,500) (15.30)% |
| Academic Support | \$ | 19,958,630 | \$ | 19,190,962 | \$ | (767,668) (3.85)% |
| Student Support | \$ | 12,318,478 | \$ | 11,931,959 | \$ | (386,519) (3.14)% |
| Institutional Support | \$ | 26,919,054 | \$ | 26,633,399 | \$ | (285,655) (1.06)% |
| Plant Support | \$ | 13,381,078 | \$ | 13,510,727 | \$ | 129,649 0.97 % |
| Scholarships & Fellowships | \$ | 14,074,300 | \$ | 14,631,410 | \$ | 557,110 3.96 % |
| Auxiliary Enterprises | \$ | 31,647,634 | \$ | 30,247,158 | \$ | (1,400,476) (4.43)% |
| Operating Expenditures | \$ | 202,677,349 | \$ | 205,887,480 | \$ | 3,210,131 1.58 % |
| Transfers Out | \$ | 54,526,507 | \$ | 53,420,787 | \$ | (1,105,720) (2.03)% |
| Total Expenditures | \$ | 257,203,856 | \$ | 259,308,267 | \$ | 2,104,411 0.82 % |

Operating Expenditures by Natural Classification

| | FY 2020 | | FY 2021 | | Variance | |
|-------------------------------------|-----------------|-------------|-----------------|-------------|----------|---------------------|
| | APPROVED BUDGET | | PROPOSED BUDGET | | DOLLAR | PERCENT |
| Salary & Wages | \$ | 90,170,368 | \$ | 86,976,584 | \$ | (3,193,784) (3.54)% |
| Payroll Related Costs | \$ | 27,672,111 | \$ | 29,453,439 | \$ | 1,781,328 6.44 % |
| Travel | \$ | 3,103,441 | \$ | 2,894,329 | \$ | (209,112) (6.74)% |
| Operations & Maintenance | \$ | 49,520,439 | \$ | 52,219,181 | \$ | 2,698,742 5.45 % |
| Utilities | \$ | 4,474,510 | \$ | 4,421,035 | \$ | (53,475) (1.20)% |
| Capital | \$ | 1,127,589 | \$ | 1,192,907 | \$ | 65,318 5.79 % |
| Other | \$ | 26,608,891 | \$ | 28,730,005 | \$ | 2,121,114 7.97 % |
| Total Operating Expenditures | \$ | 202,677,349 | \$ | 205,887,480 | \$ | 3,210,131 1.58 % |

Lamar University

Table A 1
Educational and General Funds
Revenues and Transfers

| | FY 2020 | | FY 2021 | | Variance | | Note | |
|----------------------------------|-----------------|-------------|-----------------|-------------|----------|-------------|----------|---|
| | APPROVED BUDGET | | PROPOSED BUDGET | | DOLLAR | PERCENT | | |
| Total Statutory Tuition and Fees | \$ | 19,574,452 | \$ | 18,786,167 | \$ | (788,285) | (4.03)% | |
| State Appropriation | | | | | | | | |
| Bill Pattern General Revenue | \$ | 49,642,353 | \$ | 45,762,846 | \$ | (3,879,507) | (7.81)% | 1 |
| Benefits | \$ | 14,049,128 | \$ | 14,525,676 | \$ | 476,548 | 3.39 % | |
| Higher Education Fund | \$ | 14,101,882 | \$ | 13,141,181 | \$ | (960,701) | (6.81)% | 2 |
| Hazlewood Reimbursement | \$ | - | \$ | - | \$ | - | - % | |
| Other | \$ | - | \$ | - | \$ | - | - % | |
| Total State Appropriations | \$ | 77,793,363 | \$ | 73,429,703 | \$ | (4,363,660) | (5.61)% | |
| Other Revenue | \$ | 529,386 | \$ | 398,586 | \$ | (130,800) | (24.71)% | |
| Total Revenues | \$ | 97,897,201 | \$ | 92,614,456 | \$ | (5,282,745) | (5.40)% | |
| Transfers In | | | | | | | | |
| Designated Tuition | \$ | 13,982,270 | \$ | 14,250,000 | \$ | 267,730 | 1.91 % | |
| Technology Service Fee | \$ | - | \$ | - | \$ | - | - % | |
| Other | \$ | - | \$ | - | \$ | - | - % | |
| Total Transfers In | \$ | 13,982,270 | \$ | 14,250,000 | \$ | 267,730 | 1.91 % | |
| Budgeted Fund Balances | \$ | - | \$ | 3,987,872 | \$ | 3,987,872 | 100.00 % | 3 |
| Total Budgeted Funds | \$ | 111,879,471 | \$ | 110,852,328 | \$ | (1,027,143) | (0.92)% | |

Lamar University

Table A 1
Educational and General Funds
Revenues and Transfers

| NOTE | ITEM DESCRIPTION | AMOUNT CHANGED | EXPLANATION |
|-------------|------------------------------|---------------------------|---------------------------------|
| 1 | Bill Pattern General Revenue | \$ (3,879,507) | Biennial budget reductions. |
| 2 | Higher Education Fund | \$ (960,701) | Reduced appropriation. |
| 3 | Budgeted Fund Balances | \$ 3,987,872 | Projected appropriations lapse. |

Lamar University

Table A 2
Educational and General Funds
Budgeted Expenditures

| | FY 2020 | | FY 2021 | | Variance | | Note | |
|--|-----------------|--------------------|-----------------|--------------------|-----------|--------------------|----------------|---|
| | APPROVED BUDGET | | PROPOSED BUDGET | | DOLLAR | PERCENT | | |
| Instruction Support | \$ | 54,220,967 | \$ | 54,362,566 | \$ | 141,599 | 0.26 % | |
| Research / Organized Research | \$ | 1,706,872 | \$ | 2,791,561 | \$ | 1,084,689 | 63.55 % | 1 |
| Public Service | \$ | 292,771 | \$ | 303,444 | \$ | 10,673 | 3.65 % | |
| Academic Support | \$ | 4,617,613 | \$ | 4,680,586 | \$ | 62,973 | 1.36 % | |
| Student Service Support | \$ | 7,244,929 | \$ | 6,905,391 | \$ | (339,538) | (4.69)% | |
| Institutional Support | \$ | 19,525,817 | \$ | 19,065,283 | \$ | (460,534) | (2.36)% | |
| Plant Support | \$ | 5,442,491 | \$ | 5,388,115 | \$ | (54,376) | (1.00)% | |
| Scholarships & Fellowships | \$ | - | \$ | - | \$ | - | - % | |
| Total Expenditures | \$ | 93,051,460 | \$ | 93,496,946 | \$ | 445,486 | 0.48 % | |
| Transfers Out | | | | | | | | |
| TPEG | \$ | 3,018,753 | \$ | 3,025,410 | \$ | 6,657 | 0.22 % | |
| TRB Debt Service | \$ | 6,461,238 | \$ | 6,405,349 | \$ | (55,889) | (0.86)% | |
| HEF - Debt Service | \$ | - | \$ | - | \$ | - | - % | |
| HEF - Plant | \$ | 8,701,882 | \$ | 7,741,181 | \$ | (960,701) | (11.04)% | 2 |
| Other | \$ | 646,138 | \$ | 183,442 | \$ | (462,696) | (71.61)% | 3 |
| Total Transfers Out | \$ | 18,828,011 | \$ | 17,355,382 | \$ | (1,472,629) | (7.82)% | |
| Total Budgeted Expenditures & Transfers Out | \$ | 111,879,471 | \$ | 110,852,328 | \$ | (1,027,143) | (0.92)% | |

Lamar University

Table A 2 Educational and General Funds Budgeted Expenditures

| NOTE | ITEM DESCRIPTION | AMOUNT CHANGED | EXPLANATION |
|-------------|-----------------------------|---------------------------|---|
| 1 | Research/Organized Research | \$ 1,084,689 | In accordance to GAA, new Research line-item appropriation established. |
| 2 | HEF - Plant | \$ (960,701) | Decrease due to reduced appropriation. |
| 3 | Other Transfers-Out | \$ (462,696) | Reduction of debt service schedule. |

Lamar University

**Table B 1
Designated Funds
Revenues and Transfers**

| | FY 2020 | | FY 2021 | | Variance | | Note | |
|---------------------------------------|-----------------|--------------------|-----------------|--------------------|-----------|------------------|----------------|---|
| | APPROVED BUDGET | | PROPOSED BUDGET | | DOLLAR | PERCENT | | |
| Tuition and Fees | | | | | | | | |
| Designated Tuition | \$ | 70,129,683 | \$ | 79,546,048 | \$ | 9,416,365 | 13.43 % | 1 |
| Institutional Services Fee | \$ | - | \$ | - | \$ | - | - % | |
| Advising Fee | \$ | - | \$ | - | \$ | - | - % | |
| Technology Use / Computer Service Fee | \$ | 6,613,440 | \$ | 5,494,865 | \$ | (1,118,575) | (16.91)% | 1 |
| Environmental Service Fee | \$ | - | \$ | - | \$ | - | - % | |
| ID / One-Card Fee | \$ | 298,000 | \$ | 298,000 | \$ | - | - % | |
| Library Fee | \$ | 3,511,184 | \$ | 2,918,927 | \$ | (592,257) | (16.87)% | 1 |
| International Education Fee | \$ | - | \$ | - | \$ | - | - % | |
| Student Publication Fee | \$ | - | \$ | - | \$ | - | - % | |
| Academic Program Fees | \$ | 5,928,954 | \$ | 6,939,119 | \$ | 1,010,165 | 17.04 % | 1 |
| Distance Learning Fee | \$ | 2,937,876 | \$ | 2,862,500 | \$ | (75,376) | (2.57)% | |
| Records Fee | \$ | 303,000 | \$ | 263,040 | \$ | (39,960) | (13.19)% | |
| Recreation Fee | \$ | - | \$ | - | \$ | - | - % | |
| University Center Fee | \$ | 806,804 | \$ | 657,906 | \$ | (148,898) | (18.46)% | |
| International Study Fee | \$ | - | \$ | - | \$ | - | - % | |
| Repeat Fee | \$ | - | \$ | - | \$ | - | - % | |
| Other | \$ | 1,144,372 | \$ | 1,001,340 | \$ | (143,032) | (12.50)% | |
| Total Tuition and Fees | \$ | 91,673,313 | \$ | 99,981,745 | \$ | 8,308,432 | 9.06 % | |
| Investment Income | \$ | 504,000 | \$ | 78,664 | \$ | (425,336) | (84.39)% | 2 |
| Other Revenue | \$ | 2,463,797 | \$ | 1,377,710 | \$ | (1,086,087) | (44.08)% | 3 |
| Total Revenues | \$ | 94,641,110 | \$ | 101,438,119 | \$ | 6,797,009 | 7.18 % | |
| Transfers In | | | | | | | | |
| TPEG | \$ | 3,018,753 | \$ | 3,025,410 | \$ | 6,657 | 0.22 % | |
| Auxiliary Funds | \$ | 500,000 | \$ | 889,372 | \$ | 389,372 | 77.87 % | 4 |
| Other | \$ | 1,000,000 | \$ | 384,000 | \$ | (616,000) | (61.60)% | 5 |
| Total Transfers In | \$ | 4,518,753 | \$ | 4,298,782 | \$ | (219,971) | (4.87)% | |
| Budgeted Fund Balances | \$ | 4,133,899 | \$ | 1,657,545 | \$ | (2,476,354) | (59.90)% | 6 |
| Total Budgeted Funds | \$ | 103,293,762 | \$ | 107,394,446 | \$ | 4,100,684 | 3.97 % | |

Lamar University

Table B 1 Designated Funds Revenues and Transfers

| NOTE | ITEM DESCRIPTION | AMOUNT CHANGED | EXPLANATION |
|------|--|-------------------|---|
| 1 | Designated Tuition, Tech Fee, Library Fee, Academic Program Fee | \$ 8,715,698 | Increase based on prior-year actual revenue and FY21 enrollment forecast. |
| 2 | Investment Income | \$ (425,336) | Projected due to market conditions. |
| 3 | Other Revenue | \$ (1,086,087) | Restructured component service revenue. |
| 4 | Auxiliary Funds | \$ 389,372 | Administrative overhead cost-reimbursement from Auxiliary. |
| 5 | Other Transfers-In | \$ (616,000) | Reduced general restricted funding for scholarships. |
| 6 | Budgeted Fund Balances | \$ (2,476,352) | Supplemental use of reserves based on revenue and expenditure forecast. |

Lamar University

**Table B 2
Designated Funds
Budgeted Expenditures**

| | FY 2020 | | FY 2021 | | Variance | | Note | |
|--|-----------------|--------------------|-----------------|--------------------|-----------|------------------|----------------|---|
| | APPROVED BUDGET | | PROPOSED BUDGET | | DOLLAR | PERCENT | | |
| Instruction Support | \$ | 27,078,054 | \$ | 31,625,491 | \$ | 4,547,437 | 16.79 % | 1 |
| Research / Organized Research | \$ | 427,726 | \$ | 162,191 | \$ | (265,535) | (62.08)% | 2 |
| Public Service | \$ | 651,785 | \$ | 496,612 | \$ | (155,173) | (23.81)% | |
| Academic Support | \$ | 15,341,017 | \$ | 14,510,376 | \$ | (830,641) | (5.41)% | 1 |
| Student Support | \$ | 5,073,549 | \$ | 5,026,568 | \$ | (46,981) | (0.93)% | |
| Institutional Support | \$ | 7,393,237 | \$ | 7,568,116 | \$ | 174,879 | 2.37 % | |
| Plant Support | \$ | 7,938,587 | \$ | 8,122,612 | \$ | 184,025 | 2.32 % | |
| Scholarships & Fellowships | \$ | 14,074,300 | \$ | 14,631,410 | \$ | 557,110 | 3.96 % | |
| Total Expenditures | \$ | 77,978,255 | \$ | 82,143,376 | \$ | 4,165,121 | 5.34 % | |
| Transfers Out | | | | | | | | |
| System Assessment | \$ | 1,839,624 | \$ | 1,744,440 | \$ | (95,184) | (5.17)% | |
| Debt Service | \$ | 209,727 | \$ | 204,841 | \$ | (4,886) | (2.33)% | |
| E&G | \$ | 13,982,270 | \$ | 14,250,000 | \$ | 267,730 | 1.91 % | |
| Auxiliary | \$ | 9,283,886 | \$ | 9,051,789 | \$ | (232,097) | (2.50)% | |
| Other | \$ | - | \$ | - | \$ | - | - % | |
| Total Transfers Out | \$ | 25,315,507 | \$ | 25,251,070 | \$ | (64,437) | (0.25)% | |
| Total Budgeted Expenditures & Transfers Out | \$ | 103,293,762 | \$ | 107,394,446 | \$ | 4,100,684 | 3.97 % | |

Lamar University

Table B 2 Designated Funds Budgeted Expenditures

| NOTE | ITEM DESCRIPTION | AMOUNT CHANGED | EXPLANATION |
|-------------|---------------------------------------|---------------------------|--|
| 1 | Instruction Support, Academic Support | \$ 3,716,794 | Increase due to FY21 enrollment and expenditure forecast. |
| 2 | Research/Organized Research | \$ (265,535) | Decrease due to expense reallocation from Designated funds to E&G funds. |

Lamar University

**Table C 1
Auxiliary Funds
Revenues and Transfers**

| | FY 2020 | | FY 2021 | | Variance | | Note | |
|---------------------------------|-----------------|-------------------|-----------------|-------------------|-----------|--------------------|-----------------|---|
| | APPROVED BUDGET | | PROPOSED BUDGET | | DOLLAR | PERCENT | | |
| Fees | | | | | | | | |
| Athletic Fee | \$ | 1,752,232 | \$ | 1,396,592 | \$ | (355,640) | (20.30)% | 1 |
| Medical Service Fee | \$ | 974,388 | \$ | 845,577 | \$ | (128,811) | (13.22)% | |
| Student Service Fee | \$ | 4,313,000 | \$ | 3,742,790 | \$ | (570,210) | (13.22)% | 1 |
| Recreational Sport Fee | \$ | 1,625,851 | \$ | 1,391,827 | \$ | (234,024) | (14.39)% | 1 |
| Student Center Fee | \$ | 1,894,416 | \$ | 1,484,103 | \$ | (410,313) | (21.66)% | 1 |
| Student Bus Fee | \$ | - | \$ | - | \$ | - | - % | |
| ID Card Fee | \$ | - | \$ | - | \$ | - | - % | |
| Other | \$ | 282,290 | \$ | 242,290 | \$ | (40,000) | (14.17)% | |
| Total Fees | \$ | 10,842,177 | \$ | 9,103,179 | \$ | (1,738,998) | (16.04)% | |
| Sales and Services | | | | | | | | |
| Housing | \$ | 12,346,660 | \$ | 13,037,596 | \$ | 690,936 | 5.60 % | 2 |
| Dining | \$ | 6,796,643 | \$ | 6,431,004 | \$ | (365,639) | (5.38)% | 2 |
| Parking | \$ | 534,491 | \$ | 479,390 | \$ | (55,101) | (10.31)% | |
| Athletics | \$ | 2,737,291 | \$ | 2,554,000 | \$ | (183,291) | (6.70)% | |
| Bookstore | \$ | 248,075 | \$ | 248,075 | \$ | - | - % | |
| Other | \$ | 119,460 | \$ | 106,460 | \$ | (13,000) | (10.88)% | |
| Total Sales and Services | \$ | 22,782,620 | \$ | 22,856,525 | \$ | 73,905 | 0.32 % | |
| Investment Income | \$ | - | \$ | - | \$ | - | - % | |
| Other Income | \$ | 50,000 | \$ | 50,000 | \$ | - | - % | |
| Total Revenues | \$ | 33,674,797 | \$ | 32,009,704 | \$ | (1,665,093) | (4.94)% | |
| Transfers In | | | | | | | | |
| Designated Tuition | \$ | 9,283,886 | \$ | 9,051,789 | \$ | (232,097) | (2.50)% | |
| Other | \$ | - | \$ | - | \$ | - | - % | |
| Total Transfers In | \$ | 9,283,886 | \$ | 9,051,789 | \$ | (232,097) | (2.50)% | |
| Budgeted Fund Balances | \$ | (928,060) | \$ | - | \$ | 928,060 | (100.00)% | 3 |
| Total Budgeted Funds | \$ | 42,030,623 | \$ | 41,061,493 | \$ | (969,130) | (2.31)% | |

Lamar University

Table C 1 Auxiliary Funds Revenues and Transfers

| NOTE | ITEM DESCRIPTION | AMOUNT CHANGED | EXPLANATION |
|-------------|---|---------------------------|---|
| 1 | Athletic Fee, Student Service Fee, Recreational Sport Fee, Student Center Fee | \$ (1,570,187) | Decrease based on prior-year actual and FY21 enrollment forecast. |
| 2 | Housing, Dining | \$ 325,297 | Increase based on new rate schedule and FY21 enrollment forecast. |
| 3 | Budgeted Fund Balances | \$ 928,060 | Balanced Auxiliary fund budgets. |

Lamar University

**Table C 2
Auxiliary Funds
Budgeted Expenditures**

| | FY 2020 | | FY 2021 | | Variance | | Note | |
|--|-----------------|-------------------|-----------------|-------------------|-----------|------------------|-----------------|---|
| | APPROVED BUDGET | | PROPOSED BUDGET | | DOLLAR | PERCENT | | |
| Athletic Fee | \$ | - | \$ | - | \$ | - | - % | |
| Medical Service Fee | \$ | 1,371,551 | \$ | 1,378,902 | \$ | 7,351 | 0.54 % | |
| Student Service Fee | \$ | 1,694,249 | \$ | 1,507,429 | \$ | (186,820) | (11.03)% | |
| Recreational Sport Fee | \$ | 1,441,154 | \$ | 1,062,742 | \$ | (378,412) | (26.26)% | 1 |
| Student Center Fee | \$ | 833,683 | \$ | 784,816 | \$ | (48,867) | (5.86)% | |
| Student Bus Fee | \$ | - | \$ | - | \$ | - | - % | |
| ID Card Fee | \$ | - | \$ | - | \$ | - | - % | |
| Total Fee Based Expenditures | \$ | 5,340,637 | \$ | 4,733,889 | \$ | (606,748) | (11.36)% | |
| | | | | | | | | |
| Housing | \$ | 5,266,946 | \$ | 5,184,524 | \$ | (82,422) | (1.56)% | |
| Dining | \$ | 4,949,415 | \$ | 5,150,905 | \$ | 201,490 | 4.07 % | |
| Parking | \$ | 321,804 | \$ | 177,209 | \$ | (144,595) | (44.93)% | |
| Athletics | \$ | 14,253,659 | \$ | 13,608,131 | \$ | (645,528) | (4.53)% | |
| Bookstore | \$ | - | \$ | - | \$ | - | - % | |
| Other | \$ | 1,515,173 | \$ | 1,392,500 | \$ | (122,673) | (8.10)% | |
| Total Sales & Services Based Expenditures | \$ | 26,306,997 | \$ | 25,513,269 | \$ | (793,728) | (3.02)% | |
| | | | | | | | | |
| Transfers Out | | | | | | | | |
| Debt Service | | | | | | | | |
| Medical Service | \$ | - | \$ | - | \$ | - | - % | |
| Athletics | \$ | 1,579,750 | \$ | 1,576,250 | \$ | (3,500) | (0.22)% | |
| Student Center | \$ | 1,488,787 | \$ | 1,525,087 | \$ | 36,300 | 2.44 % | |
| Student Service | \$ | - | \$ | - | \$ | - | - % | |
| Housing | \$ | 5,089,591 | \$ | 5,098,899 | \$ | 9,308 | 0.18 % | |
| Dining | \$ | 312,461 | \$ | 311,695 | \$ | (766) | (0.25)% | |
| Parking and Public Safety | \$ | - | \$ | - | \$ | - | - % | |
| Recreational Sports | \$ | 1,412,400 | \$ | 1,413,032 | \$ | 632 | 0.04 % | |
| Other | \$ | - | \$ | - | \$ | - | - % | |
| Real Estate Rental | \$ | - | \$ | - | \$ | - | - % | |
| Vending | \$ | - | \$ | - | \$ | - | - % | |
| Designated Funds | \$ | 500,000 | \$ | 889,372 | \$ | 389,372 | 77.87 % | 2 |
| Other | \$ | - | \$ | - | \$ | - | - % | |
| Total Transfers Out | \$ | 10,382,989 | \$ | 10,814,335 | \$ | 431,346 | 4.15 % | |
| | | | | | | | | |
| Total Budgeted Expenditures & Transfers Out | \$ | 42,030,623 | \$ | 41,061,493 | \$ | (969,130) | (2.31)% | |

Lamar University

Table C 2 Auxiliary Funds Budgeted Expenditures

| NOTE | ITEM DESCRIPTION | AMOUNT CHANGED | EXPLANATION |
|------|------------------------|-------------------|---|
| 1 | Recreational Sport Fee | \$ (378,412) | Decrease due to operational changes. |
| 2 | Designated Funds | \$ 389,372 | Administrative overhead cost-reimbursement to Designated. |

Lamar University

Table D
Intercollegiate Athletics
Estimated Revenue and Budgeted Expenditures
Fiscal Year 2021

| | MEN | | | | | WOMEN | | | | |
|------------------------------------|---------------------|---------------------|-------------------|-------------------|-------------------|---------------------|-------------------|-------------------|-------------|---------------------|
| | FOOTBALL | BASKETBALL | BASEBALL | TRACK | OTHER | BASKETBALL | VOLLEYBALL | SOFTBALL | TRACK | OTHER |
| Revenues | | | | | | | | | | |
| Sales and Service | | | | | | | | | | |
| Gate Receipts/Parking | \$ 250,000 | \$ 172,000 | \$ 60,000 | \$ - | \$ - | \$ 35,000 | \$ 2,500 | \$ 12,500 | \$ - | \$ 5,000 |
| Game Guarantees | \$ 350,000 | \$ 225,000 | \$ - | \$ - | \$ - | \$ 65,000 | \$ - | \$ - | \$ - | \$ - |
| Concessions | \$ - | \$ - | \$ - | \$ - | \$ - | \$ - | \$ - | \$ - | \$ - | \$ - |
| Other | | | | | | | | | | |
| Advertising | \$ - | \$ - | \$ - | \$ - | \$ - | \$ - | \$ - | \$ - | \$ - | \$ - |
| Licensing Fees | \$ - | \$ - | \$ - | \$ - | \$ - | \$ - | \$ - | \$ - | \$ - | \$ - |
| Camps | \$ - | \$ - | \$ - | \$ - | \$ - | \$ - | \$ - | \$ - | \$ - | \$ - |
| NCAA Revenue Sharing | \$ - | \$ - | \$ - | \$ - | \$ - | \$ - | \$ - | \$ - | \$ - | \$ - |
| Stadium Operations | \$ - | \$ - | \$ - | \$ - | \$ - | \$ - | \$ - | \$ - | \$ - | \$ - |
| Other | \$ 150,000 | \$ - | \$ - | \$ - | \$ - | \$ - | \$ - | \$ - | \$ - | \$ - |
| Total Sales and Services | \$ 750,000 | \$ 397,000 | \$ 60,000 | \$ - | \$ - | \$ 100,000 | \$ 2,500 | \$ 12,500 | \$ - | \$ 5,000 |
| Designated Tuition | \$ - | \$ - | \$ - | \$ - | \$ - | \$ - | \$ - | \$ - | \$ - | \$ - |
| Athletic Fee | \$ - | \$ - | \$ - | \$ - | \$ - | \$ - | \$ - | \$ - | \$ - | \$ - |
| Total Tuition and Fees | \$ - | \$ - | \$ - | \$ - | \$ - | \$ - | \$ - | \$ - | \$ - | \$ - |
| Budgeted Fund Balances | \$ - | \$ - | \$ - | \$ - | \$ - | \$ - | \$ - | \$ - | \$ - | \$ - |
| Total Budgeted Funds | \$ 750,000 | \$ 397,000 | \$ 60,000 | \$ - | \$ - | \$ 100,000 | \$ 2,500 | \$ 12,500 | \$ - | \$ 5,000 |
| Expenditures | | | | | | | | | | |
| Salaries | \$ 955,568 | \$ 462,625 | \$ 268,179 | \$ 149,320 | \$ 125,763 | \$ 349,672 | \$ 91,600 | \$ 134,080 | \$ - | \$ 272,364 |
| Benefits | \$ 267,559 | \$ 129,535 | \$ 75,090 | \$ 41,810 | \$ 35,214 | \$ 97,908 | \$ 25,648 | \$ 37,542 | \$ - | \$ 76,262 |
| Travel | \$ 405,000 | \$ 232,592 | \$ 179,000 | \$ 137,500 | \$ 86,000 | \$ 170,000 | \$ 74,000 | \$ 106,500 | \$ - | \$ 164,000 |
| Scholarships | \$ 1,747,254 | \$ 315,297 | \$ 286,430 | \$ 530,041 | \$ 199,257 | \$ 354,466 | \$ 237,601 | \$ 226,590 | \$ - | \$ 612,389 |
| Other Maintenance & Operating | \$ 239,250 | \$ 41,700 | \$ 63,320 | \$ 33,875 | \$ 55,575 | \$ 48,377 | \$ 21,022 | \$ 50,437 | \$ - | \$ 71,011 |
| Capital | \$ - | \$ - | \$ - | \$ - | \$ - | \$ - | \$ - | \$ - | \$ - | \$ - |
| Total Budgeted Expenditures | \$ 3,614,631 | \$ 1,181,749 | \$ 872,019 | \$ 892,546 | \$ 501,809 | \$ 1,020,423 | \$ 449,871 | \$ 555,149 | \$ - | \$ 1,196,026 |

Lamar University

Table D
Intercollegiate Athletics
Estimated Revenue and Budgeted Expenditures
Fiscal Year 2021

| | TOTAL MEN | TOTAL WOMEN | OTHER ACTIVITIES | ADMIN | GRAND TOTAL |
|------------------------------------|---------------------|---------------------|----------------------|---------------------|----------------------|
| Revenues | | | | | |
| Sales & Services | | | | | |
| Gate Receipts | \$ 482,000 | \$ 55,000 | \$ - | \$ - | \$ 537,000 |
| Games Guarantees | \$ 575,000 | \$ 65,000 | \$ - | \$ - | \$ 640,000 |
| Concessions | \$ - | \$ - | \$ - | \$ - | \$ - |
| Other | | | | | |
| Advertising | \$ - | \$ - | \$ 405,000 | \$ - | \$ 405,000 |
| Licensing Fee | \$ - | \$ - | \$ - | \$ - | \$ - |
| NCAA Revenue Sharing | \$ - | \$ - | \$ 687,000 | \$ - | \$ 687,000 |
| Camps | \$ - | \$ - | \$ - | \$ - | \$ - |
| Stadium Operations | \$ - | \$ - | \$ - | \$ - | \$ - |
| Other | \$ 150,000 | \$ - | \$ 135,000 | \$ - | \$ 285,000 |
| Total Sales and Services | \$ 1,207,000 | \$ 120,000 | \$ 1,227,000 | \$ - | \$ 2,554,000 |
| Designated Tuition | \$ - | \$ - | \$ 9,051,789 | \$ - | \$ 9,051,789 |
| Athletic Fee | \$ - | \$ - | \$ 3,246,592 | \$ - | \$ 3,246,592 |
| Total Tuition and Fees | \$ - | \$ - | \$ 12,298,381 | \$ - | \$ 12,298,381 |
| Budgeted Fund Balances | \$ - | \$ - | \$ - | \$ 332,000 | \$ 332,000 |
| Total Budgeted Funds | \$ 1,207,000 | \$ 120,000 | \$ 13,525,381 | \$ 332,000 | \$ 15,184,381 |
| Expenditures | | | | | |
| Salaries | \$ 1,961,455 | \$ 847,716 | \$ - | \$ 1,445,836 | \$ 4,255,007 |
| Fringe Benefits | \$ 549,208 | \$ 237,360 | \$ - | \$ 404,834 | \$ 1,191,402 |
| Travel | \$ 1,040,092 | \$ 514,500 | \$ - | \$ 46,500 | \$ 1,601,092 |
| Scholarships | \$ 3,078,279 | \$ 1,431,046 | \$ - | \$ 180,000 | \$ 4,689,325 |
| O&M | \$ 433,720 | \$ 190,847 | \$ - | \$ 1,225,738 | \$ 1,850,305 |
| Capital | \$ - | \$ - | \$ - | \$ - | \$ - |
| Debt Service | \$ 1,381,250 | \$ 195,000 | \$ - | \$ - | \$ 1,576,250 |
| Other | \$ - | \$ - | \$ - | \$ 21,000 | \$ 21,000 |
| Total Budgeted Expenditures | \$ 8,444,004 | \$ 3,416,469 | \$ - | \$ 3,323,908 | \$ 15,184,381 |

Lamar University

TABLE E
Student Services and Activities Financed by Student Services Fees
Estimated Revenue, Fund Balances and Budgeted Expenditures

| | FY 2020 | | FY 2021 | | Variance | | Note | |
|---|-----------------|-----------|-----------------|-----------|----------|-----------|----------|---|
| | APPROVED BUDGET | | PROPOSED BUDGET | | DOLLAR | PERCENT | | |
| Student Services Fee per Semester Credit Hour | \$ | 23.75 | \$ | 23.75 | \$ | - | - % | |
| Student Services Fee Fund Balance at Beginning of Year (Net of Encumbrances) | \$ | - | \$ | - | \$ | - | - % | |
| Forecasted Revenue: | | | | | | | | |
| SSF Revenue | \$ | 4,313,000 | \$ | 3,742,790 | \$ | (570,210) | (13.22)% | 1 |
| Revenue Earned from Activities | \$ | - | \$ | 115,000 | \$ | 115,000 | 100.00 % | |
| Interest Revenue | \$ | - | \$ | - | \$ | - | - % | |
| Transfer In | \$ | - | \$ | - | \$ | - | - % | |
| Total Forecasted Revenue: | \$ | 4,313,000 | \$ | 3,857,790 | \$ | (455,210) | (10.55)% | |
| Budgeted Student Service Fee Expenditures: | | | | | | | | |
| 1. Textbook Rentals | \$ | - | \$ | - | \$ | - | - % | |
| 2. Recreational Activities | \$ | 1,300,000 | \$ | 1,007,628 | \$ | (292,372) | (22.49)% | 2 |
| 3. Health and Hospital Services | \$ | - | \$ | - | \$ | - | - % | |
| 4. Medical Services | \$ | - | \$ | - | \$ | - | - % | |
| 5. Intramural and Intercollegiate Athletics | \$ | 2,060,000 | \$ | 1,850,000 | \$ | (210,000) | (10.19)% | 2 |
| 6. Artists and Lecture Series | \$ | 199,678 | \$ | 337,066 | \$ | 137,388 | 68.80 % | |
| 7. Cultural Entertainment Series | \$ | 51,575 | \$ | 14,000 | \$ | (37,575) | (72.86)% | |
| 8. Debating and Oratorical Activities | \$ | - | \$ | - | \$ | - | - % | |
| 9. Student Publications | \$ | 175,229 | \$ | 147,890 | \$ | (27,339) | (15.60)% | |
| 10. Student Government | \$ | 55,000 | \$ | 24,600 | \$ | (30,400) | (55.27)% | |
| 11. Student Fee Advisory Committee | \$ | - | \$ | - | \$ | - | - % | |
| 12. Student Transportation Services Other Than Those in TEC 54.504, 511, 512, 513 | \$ | 21,800 | \$ | 15,000 | \$ | (6,800) | (31.19)% | |
| 13. Other (See Detail Below) | \$ | 449,718 | \$ | 417,400 | \$ | (32,318) | (7.19)% | |
| Total Budgeted Expenditures | \$ | 4,313,000 | \$ | 3,813,584 | \$ | (499,416) | (11.58)% | |
| Estimated Student Services Fee Fund Balance at End of Year | \$ | - | \$ | 44,206 | \$ | 44,206 | 100.00 % | |

Lamar University

TABLE E
Student Services and Activities Financed by Student Services Fees
Estimated Revenue, Fund Balances and Budgeted Expenditures

Student Services Advisory Committee Meeting:

03/05/2020

Detail of Other:

| | | | | | | | |
|---|-----------|----------------|-----------|----------------|-----------|-----------------|----------------|
| Title IX -Sexual Violence Education | \$ | 16,000 | \$ | 14,000 | \$ | (2,000) | (12.50)% |
| Contingency for unanticipated expenditures or unplanned variances | \$ | 8,033 | \$ | - | \$ | (8,033) | (100.00)% |
| International Student Council | \$ | 9,215 | \$ | 5,000 | \$ | (4,215) | (45.74)% |
| Retention (Orientation, Week of Welcome, Parents) | \$ | 189,070 | \$ | 190,000 | \$ | 930 | 0.49 % |
| Leadership (Leadership Development, Kemble Shaw Gentry Recognition) | \$ | 60,400 | \$ | 57,400 | \$ | (3,000) | (4.97)% |
| Undergraduate Research Expo | \$ | - | \$ | - | \$ | - | - % |
| Greek Life | \$ | 50,000 | \$ | 39,000 | \$ | (11,000) | (22.00)% |
| Ambassadors | \$ | - | \$ | - | \$ | - | - % |
| Co-sponsorship for Student Organizations | \$ | 36,000 | \$ | 33,000 | \$ | (3,000) | (8.33)% |
| Civic Engagement | \$ | 21,000 | \$ | 21,000 | \$ | - | - % |
| Major Events | \$ | 60,000 | \$ | 58,000 | \$ | (2,000) | (3.33)% |
| | \$ | - | \$ | - | \$ | - | - % |
| | \$ | - | \$ | - | \$ | - | - % |
| | \$ | - | \$ | - | \$ | - | - % |
| | \$ | - | \$ | - | \$ | - | - % |
| Total Other | \$ | 449,718 | \$ | 417,400 | \$ | (32,318) | (7.19)% |

Lamar University

TABLE E

Student Services and Activities Financed by Student Services Fees Estimated Revenue, Fund Balances and Budgeted Expenditures

| NOTE | ITEM DESCRIPTION | AMOUNT CHANGED | EXPLANATION |
|------|------------------------------------|-------------------|---|
| 1 | SSF Revenue | \$ (570,210) | Decrease based on prior-year actual and FY21 enrollment forecast. |
| 2 | Athletics, Recreational Activities | \$ (502,372) | Decrease based on available funds and FY21 enrollment forecast. |

Lamar University

Table F
Matrix of Budgeted Operating Expenses

| | Instruction | Research | Public Service | Academic Support | Student Services | Institutional Support | Operation & Maintenance of Plant | Scholarships/ Fellowships | Auxiliary | Total Expenses |
|---------------------|----------------------|---------------------|-----------------------|-------------------------|-------------------------|------------------------------|---|----------------------------------|----------------------|-----------------------|
| Salary | \$ 46,649,056 | \$ 1,049,512 | \$ 452,771 | \$ 9,450,573 | \$ 6,786,982 | \$ 8,394,960 | \$ 6,478,725 | \$ - | \$ 7,714,005 | \$ 86,976,584 |
| Benefits | \$ 13,061,734 | \$ 293,863 | \$ 126,776 | \$ 2,646,161 | \$ 1,900,353 | \$ 7,450,590 | \$ 1,814,042 | \$ - | \$ 2,159,920 | \$ 29,453,439 |
| Travel | \$ 417,073 | \$ 35,414 | \$ 9,275 | \$ 198,350 | \$ 203,710 | \$ 210,233 | \$ 28,750 | \$ - | \$ 1,791,524 | \$ 2,894,329 |
| O&M | \$ 17,941,803 | \$ 790,946 | \$ 140,661 | \$ 5,739,439 | \$ 2,569,876 | \$ 7,278,458 | \$ 3,253,116 | \$ - | \$ 14,504,882 | \$ 52,219,181 |
| Utilities | \$ 108,613 | \$ 8,505 | \$ 9,970 | \$ 2,069 | \$ 4,865 | \$ 396,661 | \$ 1,660,547 | \$ - | \$ 2,229,805 | \$ 4,421,035 |
| Capital | \$ 217,226 | \$ 173,561 | \$ - | \$ 41,375 | \$ 7,298 | \$ 176,646 | \$ 47,222 | \$ - | \$ 529,579 | \$ 1,192,907 |
| Other | \$ 7,592,552 | \$ 601,951 | \$ 60,603 | \$ 1,112,995 | \$ 458,874 | \$ 2,725,852 | \$ 228,325 | \$ 14,631,410 | \$ 1,317,443 | \$ 28,730,005 |
| Total Budget | \$ 85,988,057 | \$ 2,953,752 | \$ 800,056 | \$ 19,190,962 | \$ 11,931,958 | \$ 26,633,400 | \$ 13,510,727 | \$ 14,631,410 | \$ 30,247,158 | \$ 205,887,480 |

Lamar University

Recapitulation of Budgeted Revenues, Expenditures, Transfers, and Use of Reserves For Fiscal Year Ending 2021

| | Estimated Revenues | Transfers In | Budgeted Use of Reserves | Total Budgeted Sources | Budgeted Expenditures | Transfers Out | Total Budgeted Uses | Net Transfers * |
|-----------------------|-------------------------------|-------------------------|---|---------------------------------------|----------------------------------|--------------------------|------------------------------------|----------------------------|
| Educational & General | \$ 92,614,456 | \$ 14,250,000 | \$ 3,987,872 | \$ 110,852,328 | \$ (93,496,946) | \$ (17,355,382) | \$ (110,852,328) | \$ (3,105,382) |
| Designated | \$ 101,438,119 | \$ 4,298,782 | \$ 1,657,545 | \$ 107,394,446 | \$ (82,143,376) | \$ (25,251,070) | \$ (107,394,446) | \$ (20,952,288) |
| Auxiliary Enterprises | \$ 32,009,704 | \$ 9,051,789 | \$ - | \$ 41,061,493 | \$ (30,247,158) | \$ (10,814,335) | \$ (41,061,493) | \$ (1,762,546) |
| Total | \$ 226,062,279 | \$ 27,600,571 | \$ 5,645,417 | \$ 259,308,267 | \$ (205,887,480) | \$ (53,420,787) | \$ (259,308,267) | \$ (25,820,216) |



Dana G. Hoyt

Sam Houston State University

MEMBER THE TEXAS STATE UNIVERSITY SYSTEM™

OFFICE OF THE PRESIDENT

Board of Regents
The Texas State University System

The Honorable Regents:

Sam Houston State University is submitting the fiscal year 2021 Annual Operating Budget using the previously approved tuition and fee rates, a four percent (4%) enrollment decline, and a five percent (5%) reduction to the state appropriations as required by the May 20 Governor's letter. The budget includes educational and general, designated, auxiliary enterprise activities, and restricted, and is balanced between revenue and expenses with supplements from fund balance reserves. The following are the budget reductions and overview of the 2021 budget.

Enrollment Outlook

During fiscal year 2020, SHSU enrollment increased at a rate of one point six percent (1.6%) for the fall 2019 semester to 21,558 students. This results in the largest enrollment in SHSU's history. For the fiscal year 2021 budget, SHSU prepared the budget projecting a four percent (4%) decline in enrollment to provide a conservative budget given the unknown variables associated with COVID-19. This enrollment decline, paired with State budget reductions, approved tuition and fee increases, and other revenue changes, resulted in a budget reduction of 1.4%.

Educational & General Appropriated Funds

The institution's appropriated funds for fiscal year 2021 declined by approximately \$3.1 million. General revenue formula funding was reduced by \$2.8 million or 5%, while the Law Enforcement Management Institute (LEMIT) and the Correctional Management Institute of Texas (CMIT) was reduced by \$2.3M. Board Authorized tuition and fees declined by nearly \$900,000 but is offset by increases to fringe benefits. For the first time, Sam Houston State University budget includes almost \$1.1million from the Permanent Health Fund and an increase to the Higher Education Fund of \$900,000.

Designated Funds

The Designated Funds budget includes projected revenue increases from the Board approved rate increases and budget reductions due to a 4% reduction in enrollment. The institution consolidated its technology, library, advisement, records, international, and Onecard fees into a new Institutional Service fee.

Auxiliary Funds

The Auxiliary Funds budget includes increases related to the Board approved rates for student services and reductions related to a four percent (4%) enrollment decline.

Major Budget Reductions

- Elimination of vacant faculty and staff positions;
- Reduction of travel and operational budgets;
- Reduction of pool faculty and the number of overloads assigned.

Sam Houston State University is an Equal Opportunity/Affirmative Action Institution

Budgeted Investments

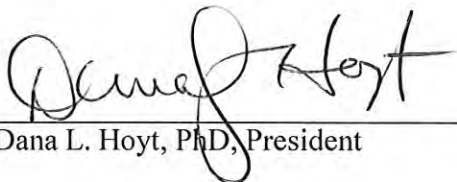
- Significant investment in the College of Osteopathic Medicine for startup cost, faculty, and other administrative staff in preparation for the first class scheduled for fall 2020 semester;
- Faculty and staff promotions;
- Increases to property insurance and software support;
- Support for graduate scholarships along with SHSU QEP initiatives.

Conclusion

Sam Houston State University reduced its Operating Budget by consolidating functions, providing separation incentives, and managing instructions loads. These strategies have allowed us to increase institutional efficiencies and eliminate vacant positions. Academic programs have increased class sizes, reduced sections offered, and increased workloads to reduce the cost of part-time/adjunct faculty. The university has reduced its operational and travel budgets and will rely on webinars and virtual conferences for employee development. Sam Houston State University's financial health and enrollment continue to remain steady especially given the current environment. We will end fiscal year 2020 in a strong position due to the hiring and travel freezes implemented, and prudent operational spending. Fall 2021 operational indicators are uncertain due to conservative enrollment projections driving declines in most revenue sources. The conservative budget for fiscal year 2021 provides a sustainable foundation for the continued growth of Sam Houston State University and the success of our students.

This budget has been carefully prepared to reflect current and anticipated challenges as we understand them today. Your approval is respectfully requested.

Sincerely,



Dana L. Hoyt, PhD, President

July 10, 2020
Date



J. Carlos Hernandez, EdD, CPA, CFO and Sr. Vice President
for Operations

July 10, 2020
Date

Sam Houston State University

Budget Summary

| | FY 2020 | | FY 2021 | | Variance | |
|-------------------------------|-----------------------|--|-----------------------|--|-----------------------|----------------|
| | APPROVED BUDGET | | PROPOSED BUDGET | | DOLLAR | PERCENT |
| Revenues | | | | | | |
| Tuition and Fees | \$ 205,577,821 | | \$ 205,250,204 | | \$ (327,617) | (0.16)% |
| State Appropriations | \$ 102,882,239 | | \$ 100,642,665 | | \$ (2,239,574) | (2.18)% |
| Sales and Services | \$ 41,158,271 | | \$ 40,731,503 | | \$ (426,768) | (1.04)% |
| Other | \$ 17,653,708 | | \$ 20,328,150 | | \$ 2,674,442 | 15.15 % |
| Operating Revenues | \$ 367,272,039 | | \$ 366,952,522 | | \$ (319,517) | (0.09)% |
| Transfers In | \$ 4,238,148 | | \$ 4,245,669 | | \$ 7,521 | 0.18 % |
| Budgeted Use of Fund Balance | \$ 3,854,270 | | \$ 2,960,581 | | \$ (893,689) | (23.19)% |
| Total Revenues | \$ 375,364,457 | | \$ 374,158,772 | | \$ (1,205,685) | (0.32)% |
| Expenditures | | | | | | |
| Instruction Support | \$ 100,599,493 | | \$ 102,514,468 | | \$ 1,914,975 | 1.90 % |
| Research / Organized Research | \$ 4,329,412 | | \$ 4,893,640 | | \$ 564,228 | 13.03 % |
| Public Service | \$ 9,822,059 | | \$ 7,120,538 | | \$ (2,701,521) | (27.50)% |
| Academic Support | \$ 68,184,687 | | \$ 64,939,140 | | \$ (3,245,547) | (4.76)% |
| Student Support | \$ 19,220,957 | | \$ 20,963,763 | | \$ 1,742,806 | 9.07 % |
| Institutional Support | \$ 27,589,972 | | \$ 27,206,867 | | \$ (383,105) | (1.39)% |
| Plant Support | \$ 21,202,467 | | \$ 20,485,298 | | \$ (717,169) | (3.38)% |
| Scholarships & Fellowships | \$ 23,656,483 | | \$ 22,975,242 | | \$ (681,241) | (2.88)% |
| Auxiliary Enterprises | \$ 66,139,179 | | \$ 61,509,850 | | \$ (4,629,329) | (7.00)% |
| Operating Expenditures | \$ 340,744,709 | | \$ 332,608,806 | | \$ (8,135,903) | (2.39)% |
| Transfers Out | \$ 34,619,748 | | \$ 41,549,966 | | \$ 6,930,218 | 20.02 % |
| Total Expenditures | \$ 375,364,457 | | \$ 374,158,772 | | \$ (1,205,685) | (0.32)% |

Operating Expenditures by Natural Classification

| | FY 2020 | | FY 2021 | | Variance | |
|-------------------------------------|-----------------------|--|-----------------------|--|-----------------------|----------------|
| | APPROVED BUDGET | | PROPOSED BUDGET | | DOLLAR | PERCENT |
| Salary & Wages | \$ 167,184,759 | | \$ 166,677,885 | | \$ (506,874) | (0.30)% |
| Payroll Related Costs | \$ 45,016,793 | | \$ 46,816,321 | | \$ 1,799,528 | 4.00 % |
| Travel | \$ 5,494,844 | | \$ 5,037,110 | | \$ (457,734) | (8.33)% |
| Operations & Maintenance | \$ 89,574,405 | | \$ 85,941,294 | | \$ (3,633,111) | (4.06)% |
| Utilities | \$ 8,612,874 | | \$ 7,789,536 | | \$ (823,338) | (9.56)% |
| Capital | \$ 24,861,034 | | \$ 20,346,659 | | \$ (4,514,375) | (18.16)% |
| Other | \$ - | | \$ - | | \$ - | -% |
| Total Operating Expenditures | \$ 340,744,709 | | \$ 332,608,805 | | \$ (8,135,904) | (2.39)% |

Sam Houston State University

Table A 1
Educational and General Funds
Revenues and Transfers

| | FY 2020 | | FY 2021 | | Variance | | Note | |
|----------------------------------|-----------------|-------------|-----------------|-------------|----------|-------------|----------|---|
| | APPROVED BUDGET | | PROPOSED BUDGET | | DOLLAR | PERCENT | | |
| Total Statutory Tuition and Fees | \$ | 31,228,704 | \$ | 30,384,863 | \$ | (843,841) | (2.70)% | |
| State Appropriation | | | | | | | | |
| Bill Pattern General Revenue | \$ | 58,530,469 | \$ | 55,733,323 | \$ | (2,797,146) | (4.78)% | |
| Benefits | \$ | 19,982,912 | \$ | 20,883,698 | \$ | 900,786 | 4.51 % | |
| Higher Education Fund | \$ | 17,329,858 | \$ | 18,236,811 | \$ | 906,953 | 5.23 % | 1 |
| Hazlewood Reimbursement | \$ | - | \$ | - | \$ | - | - % | |
| Other | \$ | 7,039,000 | \$ | 5,788,833 | \$ | (1,250,167) | (17.76)% | 2 |
| Total State Appropriations | \$ | 102,882,239 | \$ | 100,642,665 | \$ | (2,239,574) | (2.18)% | |
| Other Revenue | \$ | 186,000 | \$ | 186,000 | \$ | - | - % | |
| Total Revenues | \$ | 134,296,943 | \$ | 131,213,528 | \$ | (3,083,415) | (2.30)% | |
| Transfers In | | | | | | | | |
| Designated Tuition | \$ | - | \$ | - | \$ | - | - % | |
| Technology Service Fee | \$ | - | \$ | - | \$ | - | - % | |
| Other | \$ | - | \$ | - | \$ | - | - % | |
| Total Transfers In | \$ | - | \$ | - | \$ | - | - % | |
| Budgeted Fund Balances | \$ | - | \$ | - | \$ | - | - % | |
| Total Budgeted Funds | \$ | 134,296,943 | \$ | 131,213,528 | \$ | (3,083,415) | (2.30)% | |

Sam Houston State University

Table A 1
Educational and General Funds
Revenues and Transfers

| NOTE | ITEM DESCRIPTION | AMOUNT CHANGED | EXPLANATION |
|-------------|-------------------------|---------------------------|---|
| (1) | Higher Education Fund | \$ 906,953 | Increase in Appropriations |
| (2) | Other | \$ (1,250,167) | Decrease in Appropriations for Law Enforcement Management Institute of Texas and Correctional Management Institute of Texas and Add the Appropriation for Permanent Health Fund |

Sam Houston State University

Table A 2
Educational and General Funds
Budgeted Expenditures

| | FY 2020 | | FY 2021 | | Variance | | Note | |
|--|-----------------|--------------------|-----------------|--------------------|-----------|--------------------|----------------|---|
| | APPROVED BUDGET | | PROPOSED BUDGET | | DOLLAR | PERCENT | | |
| Instruction Support | \$ | 64,967,644 | \$ | 64,923,500 | \$ | (44,144) | (0.07)% | |
| Research / Organized Research | \$ | 929,405 | \$ | 891,859 | \$ | (37,546) | (4.04)% | |
| Public Service | \$ | 8,502,454 | \$ | 5,942,552 | \$ | (2,559,902) | (30.11)% | 1 |
| Academic Support | \$ | 25,578,738 | \$ | 23,166,144 | \$ | (2,412,594) | (9.43)% | 2 |
| Student Service Support | \$ | 5,338,912 | \$ | 5,787,347 | \$ | 448,435 | 8.40 % | 3 |
| Institutional Support | \$ | 8,149,220 | \$ | 8,038,804 | \$ | (110,416) | (1.35)% | |
| Plant Support | \$ | 8,826,092 | \$ | 8,302,325 | \$ | (523,767) | (5.93)% | 4 |
| Scholarships & Fellowships | \$ | 3,000 | \$ | 3,000 | \$ | - | - % | |
| Total Expenditures | \$ | 122,295,465 | \$ | 117,055,530 | \$ | (5,239,935) | (4.28)% | |
| Transfers Out | | | | | | | | |
| TPEG | \$ | 4,238,148 | \$ | 4,245,669 | \$ | 7,521 | 0.18 % | |
| TRB Debt Service | \$ | 5,646,170 | \$ | 5,519,969 | \$ | (126,201) | (2.24)% | |
| HEF - Debt Service | \$ | 2,117,160 | \$ | 4,392,360 | \$ | 2,275,200 | 107.46 % | 5 |
| HEF - Plant | \$ | - | \$ | - | \$ | - | - % | |
| Other | \$ | - | \$ | - | \$ | - | - % | |
| Total Transfers Out | \$ | 12,001,478 | \$ | 14,157,998 | \$ | 2,156,520 | 17.97 % | |
| Total Budgeted Expenditures & Transfers Out | \$ | 134,296,943 | \$ | 131,213,528 | \$ | (3,083,415) | (2.30)% | |

Sam Houston State University

Table A 2
Educational and General Funds
Budgeted Expenditures

| NOTE | ITEM DESCRIPTION | AMOUNT CHANGED | EXPLANATION |
|------|-------------------------|-------------------|---|
| (1) | Public Service | \$ (2,559,902) | Expenditure Authority was decreased due to appropriation decrease. The Law Enforcement Institute of Texas and Correctional Management Institute of Texas appropriation had their estimate fund balance in the first year of the biennium. |
| (2) | Academic Support | \$ (2,412,594) | Expenditure Authority was decreased due to appropriation decrease. The expenditures was moved to designated fund. |
| (3) | Student Service Support | \$ 448,435 | Expenditure Authority was increased due to the reallocation between NACUBO Functions. |
| (4) | Plant Support | \$ (523,767) | Expenditure Authority was decreased due to appropriation decrease. The expenditures was moved to designated fund. |
| (5) | HEF - Debt Service | \$ 2,275,200 | Expenditure Authority was increased due to appropriation decrease |

Sam Houston State University

**Table B 1
Designated Funds
Revenues and Transfers**

| | FY 2020 | | FY 2021 | | Variance | | Note | |
|---------------------------------------|-----------------|--------------------|-----------------|--------------------|-----------|------------------|---------------|---|
| | APPROVED BUDGET | | PROPOSED BUDGET | | DOLLAR | PERCENT | | |
| Tuition and Fees | | | | | | | | |
| Designated Tuition | \$ | 98,777,104 | \$ | 96,377,323 | \$ | (2,399,781) | (2.43)% | |
| Institutional Services Fee | \$ | - | \$ | 30,287,632 | \$ | 30,287,632 | 100.00 % | 1 |
| Advising Fee | \$ | 3,085,118 | \$ | - | \$ | (3,085,118) | (100.00)% | 2 |
| Technology Use / Computer Service Fee | \$ | 17,470,333 | \$ | - | \$ | (17,470,333) | (100.00)% | 3 |
| Environmental Service Fee | \$ | - | \$ | - | \$ | - | - | |
| ID / One-Card Fee | \$ | - | \$ | - | \$ | - | - | |
| Library Fee | \$ | 5,506,292 | \$ | - | \$ | (5,506,292) | (100.00)% | 4 |
| International Education Fee | \$ | 93,488 | \$ | - | \$ | (93,488) | (100.00)% | |
| Student Publication Fee | \$ | - | \$ | - | \$ | - | - | |
| Academic Program Fees | \$ | 735,780 | \$ | 1,328,678 | \$ | 592,898 | 80.58 % | 5 |
| Distance Learning Fee | \$ | 15,046,444 | \$ | 15,160,317 | \$ | 113,873 | 0.76 % | |
| Records Fee | \$ | 560,931 | \$ | - | \$ | (560,931) | (100.00)% | 6 |
| Recreation Fee | \$ | 4,607,891 | \$ | 4,439,839 | \$ | (168,052) | (3.65)% | |
| University Center Fee | \$ | 2,021,510 | \$ | 1,884,877 | \$ | (136,633) | (6.76)% | |
| International Study Fee | \$ | 55,993 | \$ | 45,000 | \$ | (10,993) | (19.63)% | |
| Repeat Fee | \$ | - | \$ | - | \$ | - | - | |
| Other | \$ | - | \$ | - | \$ | - | - | |
| Total Tuition and Fees | \$ | 147,960,884 | \$ | 149,523,666 | \$ | 1,562,782 | 1.06 % | |
| | | | | | | | | |
| Investment Income | \$ | 1,500,000 | \$ | 1,250,000 | \$ | (250,000) | (16.67)% | 7 |
| Other Revenue | \$ | 5,785,880 | \$ | 10,173,723 | \$ | 4,387,843 | 75.84 % | 8 |
| Total Revenues | \$ | 155,246,764 | \$ | 160,947,389 | \$ | 5,700,625 | 3.67 % | |
| Transfers In | | | | | | | | |
| TPEG | \$ | 4,238,148 | \$ | 4,245,669 | \$ | 7,521 | 0.18 % | |
| Auxiliary Funds | \$ | - | \$ | - | \$ | - | - | |
| Other | \$ | - | \$ | - | \$ | - | - | |
| Total Transfers In | \$ | 4,238,148 | \$ | 4,245,669 | \$ | 7,521 | 0.18 % | |
| | | | | | | | | |
| Budgeted Fund Balances | \$ | 3,328,270 | \$ | 2,315,023 | \$ | (1,013,247) | (30.44)% | 9 |
| | | | | | | | | |
| Total Budgeted Funds | \$ | 162,813,182 | \$ | 167,508,081 | \$ | 4,694,899 | 2.88 % | |

Sam Houston State University

Table B 1
Designated Funds
Revenues and Transfers

| NOTE | ITEM DESCRIPTION | AMOUNT CHANGED | EXPLANATION |
|------|-------------------------------------|-------------------|---|
| (1) | Institutional Service Fee | \$ 30,287,632 | Institutional Services Fee established to replace Advising Fee, Technology Fee, Library Fee, Records Fee, International Education Fee and Onecard Fee |
| (2) | Advising Fee | \$ (3,085,118) | Fee was rolled into the new Institutional Services Fee |
| (3) | Technology Fee/Computer Service Fee | \$ (17,470,333) | Fee was rolled into the new Institutional Services Fee |
| (4) | Library Fee | \$ (5,506,292) | Fee was rolled into the new Institutional Services Fee |
| (5) | Academic Program Fee | \$ 592,898 | College of Business Administration and Department of Engineering Technology was approved to start a program fee Fall 2020. Nursing Program Fee was increased. |
| (6) | Records Fee | \$ (560,931) | Fee was rolled into the new Institutional Services Fee |
| (7) | Investment Income | \$ (250,000) | Decrease in income based on market trends |
| (8) | Other Revenue | \$ 4,387,843 | College of Medicine Fee increase other revenue |
| (9) | Budgeted Fund Balances | \$ (1,013,247) | Decrease in the amount of fund balance for expenditures of fiscal year |

Sam Houston State University

**Table B 2
Designated Funds
Budgeted Expenditures**

| | FY 2020 | | FY 2021 | | Variance | | Note |
|--|-----------------------|-----------|--------------------|-----------|------------------|----------------|------|
| | APPROVED BUDGET | | PROPOSED BUDGET | | DOLLAR | PERCENT | |
| Instruction Support | \$ 35,631,849 | \$ | 37,590,968 | \$ | 1,959,119 | 5.50 % | 1 |
| Research / Organized Research | \$ 3,400,007 | \$ | 4,001,782 | \$ | 601,775 | 17.70 % | 2 |
| Public Service | \$ 1,319,605 | \$ | 1,177,986 | \$ | (141,619) | (10.73)% | |
| Academic Support | \$ 42,605,949 | \$ | 41,772,996 | \$ | (832,953) | (1.96)% | |
| Student Support | \$ 13,882,045 | \$ | 15,176,416 | \$ | 1,294,371 | 9.32 % | 3 |
| Institutional Support | \$ 19,440,752 | \$ | 19,168,063 | \$ | (272,689) | (1.40)% | |
| Plant Support | \$ 12,376,375 | \$ | 12,182,973 | \$ | (193,402) | (1.56)% | |
| Scholarships & Fellowships | \$ 23,653,483 | \$ | 22,972,242 | \$ | (681,241) | (2.88)% | |
| Total Expenditures | \$ 152,310,065 | \$ | 154,043,426 | \$ | 1,733,361 | 1.14 % | |
| Transfers Out | | | | | | | |
| System Assessment | \$ 3,174,539 | \$ | 2,820,259 | \$ | (354,280) | (11.16)% | 4 |
| Debt Service | \$ 7,328,578 | \$ | 10,644,396 | \$ | 3,315,818 | 45.25 % | 5 |
| E&G | \$ - | \$ | - | \$ | - | - | |
| Auxiliary | \$ - | \$ | - | \$ | - | - | |
| Other | \$ - | \$ | - | \$ | - | - | |
| Total Transfers Out | \$ 10,503,117 | \$ | 13,464,655 | \$ | 2,961,538 | 28.20 % | |
| Total Budgeted Expenditures & Transfers Out | \$ 162,813,182 | \$ | 167,508,081 | \$ | 4,694,899 | 2.88 % | |

Sam Houston State University

Table B 2
Designated Funds
Budgeted Expenditures

| NOTE | ITEM DESCRIPTION | AMOUNT CHANGED | EXPLANATION |
|------|-------------------------------|-------------------|--|
| (1) | Instruction Support | \$ 1,959,119 | Expenditure increased due to the reallocation of expenditures from Educational and General Appropriations. |
| (2) | Research / Organized Research | \$ 601,775 | Expenditure increased due to the reallocation of expenditures from Educational and General Appropriations. |
| (3) | Student Support | \$ 1,294,371 | Expenditure increased due to the reallocation of expenditures from Educational and General Appropriations. |
| (4) | System Assessment | \$ (354,280) | Expenditure decreased based on the estimated revenue received from the TSUS. |
| (5) | Debt Service | \$ 3,315,818 | Expenditures increased based on the increase in debt payment - COM |

Sam Houston State University

**Table C 1
Auxiliary Funds
Revenues and Transfers**

| | FY 2020 | | FY 2021 | | Variance | | Note |
|---------------------------------|-----------------|-------------------|-----------------|-------------------|-----------------------|----------------|------|
| | APPROVED BUDGET | | PROPOSED BUDGET | | DOLLAR | PERCENT | |
| Fees | | | | | | | |
| Athletic Fee | \$ | 10,217,084 | \$ | 9,974,932 | \$ (242,152) | (2.37)% | |
| Medical Service Fee | \$ | 3,095,318 | \$ | 2,983,379 | \$ (111,939) | (3.62)% | |
| Student Service Fee | \$ | 8,060,600 | \$ | 8,405,525 | \$ 344,925 | 4.28 % | |
| Recreational Sport Fee | \$ | - | \$ | - | - | - | |
| Student Center Fee | \$ | 4,127,091 | \$ | 3,977,839 | \$ (149,252) | (3.62)% | |
| Student Bus Fee | \$ | - | \$ | - | - | - | |
| ID Card Fee | \$ | 888,140 | \$ | - | \$ (888,140) | (100.00)% | 1 |
| Other | \$ | - | \$ | - | - | - | |
| Total Fees | \$ | 26,388,233 | \$ | 25,341,675 | \$ (1,046,558) | (3.97)% | |
| Sales and Services | | | | | | | |
| Housing | \$ | 19,825,271 | \$ | 19,485,885 | \$ (339,386) | (1.71)% | |
| Dining | \$ | 14,040,000 | \$ | 13,845,618 | \$ (194,382) | (1.38)% | |
| Parking | \$ | 3,100,000 | \$ | 3,640,000 | \$ 540,000 | 17.42 % | 2 |
| Athletics | \$ | 3,193,000 | \$ | 2,740,000 | \$ (453,000) | (14.19)% | 3 |
| Bookstore | \$ | 1,000,000 | \$ | 1,020,000 | \$ 20,000 | 2.00 % | |
| Other | \$ | - | \$ | - | - | - | |
| Total Sales and Services | \$ | 41,158,271 | \$ | 40,731,503 | \$ (426,768) | (1.04)% | |
| Investment Income | \$ | - | \$ | - | - | - | |
| Other Income | \$ | 10,181,828 | \$ | 8,718,427 | \$ (1,463,401) | (14.37)% | 4 |
| Total Revenues | \$ | 77,728,332 | \$ | 74,791,605 | \$ (2,936,727) | (3.78)% | |
| Transfers In | | | | | | | |
| Designated Tuition | \$ | - | \$ | - | - | - | |
| Other | \$ | - | \$ | - | - | - | |
| Total Transfers In | \$ | - | \$ | - | - | - | |
| Budgeted Fund Balances | \$ | 526,000 | \$ | 645,558 | 119,558 | 22.73 % | |
| Total Budgeted Funds | \$ | 78,254,332 | \$ | 75,437,163 | \$ (2,817,169) | (3.60)% | |

Sam Houston State University

Table C 1
Auxiliary Funds
Revenues and Transfers

| NOTE | ITEM DESCRIPTION | AMOUNT CHANGED | EXPLANATION |
|-------------|-------------------------|---------------------------|--|
| (1) | ID Card Fee | \$ (888,140) | Fee was rolled into the new Institutional Service Fee |
| (2) | Parking | \$ 540,000 | Increased income based on a rate increase for parking permits |
| (3) | Athletics | \$ (453,000) | Decreased income based on FY21 activities |
| (4) | Other Income | \$ (1,463,401) | Decreased income based on the Clinic in the College of Medicine and Real Estate Rental |

Sam Houston State University

**Table C 2
Auxiliary Funds
Budgeted Expenditures**

| | FY 2020 | | FY 2021 | | Variance | | Note | |
|--|-----------------|-------------------|-----------------|-------------------|-----------|--------------------|----------------|---|
| | APPROVED BUDGET | | PROPOSED BUDGET | | DOLLAR | PERCENT | | |
| Athletic Fee | \$ | 10,150,084 | \$ | 9,849,932 | \$ | (300,152) | (2.96)% | |
| Medical Service Fee | \$ | 3,133,968 | \$ | 3,253,311 | \$ | 119,343 | 3.81 % | |
| Student Service Fee | \$ | 6,791,750 | \$ | 7,042,175 | \$ | 250,425 | 3.69 % | |
| Recreational Sport Fee | \$ | - | \$ | - | - | - | - | |
| Student Center Fee | \$ | 3,622,674 | \$ | 2,511,839 | \$ | (1,110,835) | (30.66)% | 1 |
| Student Bus Fee | \$ | - | \$ | - | - | - | - | |
| ID Card Fee | \$ | 981,140 | \$ | - | \$ | (981,140) | (100.00)% | 2 |
| Total Fee Based Expenditures | \$ | 24,679,616 | \$ | 22,657,257 | \$ | (2,022,359) | (8.19)% | |
| | | | | | | | | |
| Housing | \$ | 12,227,647 | \$ | 11,459,212 | \$ | (768,435) | (6.28)% | 3 |
| Dining | \$ | 13,443,793 | \$ | 13,262,390 | \$ | (181,403) | (1.35)% | |
| Parking | \$ | 2,753,000 | \$ | 2,610,703 | \$ | (142,297) | (5.17)% | |
| Athletics | \$ | 3,135,000 | \$ | 2,740,000 | \$ | (395,000) | (12.60)% | 4 |
| Bookstore | \$ | 1,000,000 | \$ | 1,020,000 | \$ | 20,000 | 2.00 % | |
| Other | \$ | 8,900,123 | \$ | 7,760,288 | \$ | (1,139,835) | (12.81)% | 5 |
| Total Sales & Services Based Expenditures | \$ | 41,459,563 | \$ | 38,852,593 | \$ | (2,606,970) | (6.29)% | |
| | | | | | | | | |
| Transfers Out | | | | | | | | |
| Debt Service | | | | | | | | |
| Medical Service | \$ | 552,600 | \$ | 554,100 | \$ | 1,500 | 0.27 % | |
| Athletics | \$ | 125,000 | \$ | 125,000 | \$ | - | - | |
| Student Center | \$ | 842,417 | \$ | 1,594,000 | \$ | 751,583 | 89.22 % | 6 |
| Student Service | \$ | 1,364,350 | \$ | 1,463,350 | \$ | 99,000 | 7.26 % | |
| Housing | \$ | 7,597,624 | \$ | 8,026,673 | \$ | 429,049 | 5.65 % | 7 |
| Dining | \$ | 596,207 | \$ | 583,228 | \$ | (12,979) | (2.18)% | |
| Parking and Public Safety | \$ | 347,000 | \$ | 1,029,297 | \$ | 682,297 | 196.63 % | 8 |
| Recreational Sports | \$ | - | \$ | - | - | - | - | |
| Other | \$ | - | \$ | - | - | - | - | |
| Real Estate Rental | \$ | 389,955 | \$ | 251,665 | \$ | (138,290) | (35.46)% | |
| Vending | \$ | 300,000 | \$ | 300,000 | \$ | - | - | |
| Designated Funds | \$ | - | \$ | - | - | - | - | |
| Other | \$ | - | \$ | - | - | - | - | |
| Total Transfers Out | \$ | 12,115,153 | \$ | 13,927,313 | \$ | 1,812,160 | 14.96 % | |
| | | | | | | | | |
| Total Budgeted Expenditures & Transfers Out | \$ | 78,254,332 | \$ | 75,437,163 | \$ | (2,817,169) | (3.60)% | |

Sam Houston State University

Table C 2
Auxiliary Funds
Budgeted Expenditures

| NOTE | ITEM DESCRIPTION | AMOUNT CHANGED | EXPLANATION |
|------|---------------------------|-------------------|--|
| (1) | Student Center Fee | \$ (1,110,835) | Expenditure authority was decreased because it was moved to debt service. |
| (2) | ID Card Fee | \$ (981,140) | Ependiture authority was rolled into the new Institutional Service Fee |
| (3) | Housing | \$ (768,435) | Expenditure authority was decreased due to the Debt Service payment increase |
| (4) | Athletics | \$ (395,000) | Expenditure authority was decreased based on the decrease in revenue |
| (5) | Other | \$ (1,139,835) | Expenditure authority was decreased based on the decrease in revenue |
| (6) | Student Center | \$ 751,583 | Expenditure authority was increased due to the Debt Service payment increase |
| (7) | Housing | \$ 429,049 | Expenditure authority was increased due to the Debt Service payment increase |
| (8) | Parking and Public Safety | \$ 682,297 | Expenditure authority was increased due to the Debt Service payment increase |

Sam Houston State University

Table D
Intercollegiate Athletics
Estimated Revenue and Budgeted Expenditures
Fiscal Year 2021

| | MEN | | | | | WOMEN | | | | |
|------------------------------------|---------------------|---------------------|---------------------|-------------------|-------------------|---------------------|-------------------|-------------------|-------------------|---------------------|
| | FOOTBALL | BASKETBALL | BASEBALL | TRACK | OTHER | BASKETBALL | VOLLEYBALL | SOFTBALL | TRACK | OTHER |
| Revenues | | | | | | | | | | |
| Sales and Service | | | | | | | | | | |
| Gate Receipts/Parking | \$ 477,000 | \$ 50,000 | \$ 100,000 | \$ - | \$ - | \$ 8,000 | \$ 5,000 | \$ 10,000 | \$ - | \$ - |
| Game Guarantees | \$ - | \$ 400,000 | \$ 24,000 | \$ - | \$ - | \$ 74,000 | \$ - | \$ 2,000 | \$ - | \$ - |
| Concessions | \$ 65,000 | \$ - | \$ 20,000 | \$ - | \$ - | \$ - | \$ - | \$ 5,000 | \$ - | \$ - |
| Other | | | | | | | | | | |
| Advertising | \$ - | \$ - | \$ - | \$ - | \$ - | \$ - | \$ - | \$ - | \$ - | \$ - |
| Licensing Fees | \$ - | \$ - | \$ - | \$ - | \$ - | \$ - | \$ - | \$ - | \$ - | \$ - |
| Camps | \$ - | \$ - | \$ - | \$ - | \$ - | \$ - | \$ - | \$ - | \$ - | \$ - |
| NCAA Revenue Sharing | \$ - | \$ - | \$ - | \$ - | \$ - | \$ - | \$ - | \$ - | \$ - | \$ - |
| Stadium Operations | \$ - | \$ - | \$ - | \$ - | \$ - | \$ - | \$ - | \$ - | \$ - | \$ - |
| Other | \$ - | \$ - | \$ - | \$ - | \$ - | \$ - | \$ - | \$ - | \$ - | \$ - |
| Total Sales and Services | \$ 542,000 | \$ 450,000 | \$ 144,000 | \$ - | \$ - | \$ 82,000 | \$ 5,000 | \$ 17,000 | \$ - | \$ - |
| Designated Tuition | \$ 1,396,410 | \$ 201,738 | \$ 260,000 | \$ - | \$ 95,000 | \$ 379,500 | \$ 275,000 | \$ 275,000 | \$ - | \$ 404,200 |
| Athletic Fee | \$ 2,379,937 | \$ 970,658 | \$ 677,376 | \$ 550,721 | \$ 124,158 | \$ 656,020 | \$ 291,692 | \$ 345,816 | \$ 679,306 | \$ 1,106,426 |
| Total Tuition and Fees | \$ 3,776,347 | \$ 1,172,396 | \$ 937,376 | \$ 550,721 | \$ 219,158 | \$ 1,035,520 | \$ 566,692 | \$ 620,816 | \$ 679,306 | \$ 1,510,626 |
| Budgeted Fund Balances | \$ - | \$ - | \$ - | \$ - | \$ - | \$ - | \$ - | \$ - | \$ - | \$ - |
| Total Budgeted Funds | \$ 4,318,347 | \$ 1,622,396 | \$ 1,081,376 | \$ 550,721 | \$ 219,158 | \$ 1,117,520 | \$ 571,692 | \$ 637,816 | \$ 679,306 | \$ 1,510,626 |
| Expenditures | | | | | | | | | | |
| Salaries | \$ 1,240,216 | \$ 394,296 | \$ 396,776 | \$ 132,140 | \$ 66,208 | \$ 362,920 | \$ 156,792 | \$ 152,216 | \$ 132,140 | \$ 377,916 |
| Benefits | \$ 388,221 | \$ 124,000 | \$ 124,000 | \$ 41,500 | \$ 20,750 | \$ 115,000 | \$ 45,000 | \$ 48,000 | \$ 41,500 | \$ 125,750 |
| Travel | \$ 225,000 | \$ 232,500 | \$ 94,000 | \$ 35,500 | \$ 15,000 | \$ 134,000 | \$ 46,800 | \$ 84,500 | \$ 35,500 | \$ 136,000 |
| Scholarships | \$ 1,396,410 | \$ 332,500 | \$ 260,000 | \$ 287,531 | \$ 95,000 | \$ 379,500 | \$ 275,000 | \$ 275,000 | \$ 416,116 | \$ 728,160 |
| Other Maintenance & Operating | \$ 526,500 | \$ 89,100 | \$ 62,600 | \$ 54,050 | \$ 22,200 | \$ 44,100 | \$ 43,100 | \$ 61,100 | \$ 54,050 | \$ 142,800 |
| Capital | \$ - | \$ - | \$ - | \$ - | \$ - | \$ - | \$ - | \$ - | \$ - | \$ - |
| Total Budgeted Expenditures | \$ 3,776,347 | \$ 1,172,396 | \$ 937,376 | \$ 550,721 | \$ 219,158 | \$ 1,035,520 | \$ 566,692 | \$ 620,816 | \$ 679,306 | \$ 1,510,626 |

Sam Houston State University

Table D
Intercollegiate Athletics
Estimated Revenue and Budgeted Expenditures
Fiscal Year 2021

| | TOTAL MEN | TOTAL WOMEN | OTHER ACTIVITIES | ADMIN | GRAND TOTAL |
|------------------------------------|---------------------|---------------------|---------------------|---------------------|----------------------|
| Revenues | | | | | |
| Sales & Services | | | | | |
| Gate Receipts | \$ 627,000 | \$ 23,000 | \$ - | \$ - | \$ 650,000 |
| Games Guarantees | \$ 424,000 | \$ 76,000 | \$ - | \$ - | \$ 500,000 |
| Concessions | \$ 85,000 | \$ 5,000 | \$ - | \$ - | \$ 90,000 |
| Other | | | | | |
| Advertising | \$ - | \$ - | \$ - | \$ 525,000 | \$ 525,000 |
| Licensing Fee | \$ - | \$ - | \$ - | \$ 400,000 | \$ 400,000 |
| NCAA Revenue Sharing | \$ - | \$ - | \$ - | \$ 500,000 | \$ 500,000 |
| Camps | \$ - | \$ - | \$ - | \$ - | \$ - |
| Stadium Operations | \$ - | \$ - | \$ - | \$ 75,000 | \$ 75,000 |
| Other | \$ - | \$ - | \$ - | \$ - | \$ - |
| Total Sales and Services | \$ 1,136,000 | \$ 104,000 | \$ - | \$ 1,500,000 | \$ 2,740,000 |
| Designated Tuition | \$ 1,953,148 | \$ 1,333,700 | \$ - | \$ - | \$ 3,286,848 |
| Athletic Fee | \$ 4,702,850 | \$ 3,079,260 | \$ - | \$ 2,192,822 | \$ 9,974,932 |
| Total Tuition and Fees | \$ 6,655,998 | \$ 4,412,960 | \$ - | \$ 2,192,822 | \$ 13,261,780 |
| Budgeted Fund Balances | \$ - | \$ - | \$ - | \$ - | \$ - |
| Total Budgeted Funds | \$ 7,791,998 | \$ 4,516,960 | \$ - | \$ 3,692,822 | \$ 16,001,780 |
| Expenditures | | | | | |
| Salaries | \$ 2,229,636 | \$ 1,181,984 | \$ - | \$ 2,515,463 | \$ 5,927,083 |
| Fringe Benefits | \$ 698,471 | \$ 375,250 | \$ - | \$ 687,000 | \$ 1,760,721 |
| Travel | \$ 602,000 | \$ 436,800 | \$ - | \$ 20,500 | \$ 1,059,300 |
| Scholarships | \$ 2,371,441 | \$ 2,073,776 | \$ - | \$ 75,000 | \$ 4,520,217 |
| O&M | \$ 754,450 | \$ 345,150 | \$ - | \$ 1,459,859 | \$ 2,559,459 |
| Capital | \$ - | \$ - | \$ - | \$ 50,000 | \$ 50,000 |
| Debt Service | \$ - | \$ - | \$ - | \$ 125,000 | \$ 125,000 |
| Other | \$ - | \$ - | \$ - | \$ - | \$ - |
| Total Budgeted Expenditures | \$ 6,655,998 | \$ 4,412,960 | \$ - | \$ 4,932,822 | \$ 16,001,780 |

Sam Houston State University

TABLE E
Student Services and Activities Financed by Student Services Fees
Estimated Revenue, Fund Balances and Budgeted Expenditures

| | FY 2020 | | FY 2021 | | Variance | | Note |
|---|---------------------|-----------|------------------|-----------|----------------|----------------|------|
| | APPROVED BUDGET | | PROPOSED BUDGET | | DOLLAR | PERCENT | |
| Student Services Fee per Semester Credit Hour | \$ 16 | \$ | 17 | \$ | 1 | 6.25 % | |
| Student Services Fee Fund Balance at Beginning of Year (Net of Encumbrances) | \$ 794,737 | \$ | 1,025,078 | \$ | 230,341 | 28.98 % | |
| Forecasted Revenue: | | | | | | | |
| SSF Revenue | \$ 8,060,600 | \$ | 8,405,525 | \$ | 344,925 | 4.28 % | |
| Revenue Earned from Activities | \$ 95,500 | \$ | 100,000 | \$ | 4,500 | 4.71 % | |
| Interest Revenue | \$ - | \$ | - | \$ | - | - | |
| Transfer In | \$ - | \$ | - | \$ | - | - | |
| Total Forecasted Revenue: | \$ 8,156,100 | \$ | 8,505,525 | \$ | 349,425 | 4.28 % | |
| Budgeted Student Service Fee Expenditures: | | | | | | | |
| 1. Textbook Rentals | \$ - | \$ | - | \$ | - | - | |
| 2. Recreational Activities | \$ - | \$ | - | \$ | - | - | |
| 3. Health and Hospital Services | \$ - | \$ | - | \$ | - | - | |
| 4. Medical Services | \$ - | \$ | - | \$ | - | - | |
| 5. Intramural and Intercollegiate Athletics | \$ - | \$ | - | \$ | - | - | |
| 6. Artists and Lecture Series | \$ - | \$ | - | \$ | - | - | |
| 7. Cultural Entertainment Series | \$ 680,700 | \$ | 404,168 | \$ | (276,532) | (40.62)% | 1 |
| 8. Debating and Oratorical Activities | \$ - | \$ | - | \$ | - | - | |
| 9. Student Publications | \$ 500 | \$ | 750 | \$ | 250 | 50.00 % | |
| 10. Student Government | \$ 77,650 | \$ | 77,650 | \$ | - | - | |
| 11. Student Fee Advisory Committee | \$ - | \$ | - | \$ | - | - | |
| 12. Student Transportation Services Other Than Those in TEC 54.504, 511, 512, 513 | \$ - | \$ | - | \$ | - | - | |
| 13. Other (See Detail Below) | \$ 7,397,250 | \$ | 8,022,957 | \$ | 625,707 | 8.46 % | 2 |
| Total Budgeted Expenditures | \$ 8,156,100 | \$ | 8,505,525 | \$ | 349,425 | 4.28 % | |
| Estimated Student Services Fee Fund Balance at End of Year | \$ 794,737 | \$ | 1,025,078 | \$ | 230,341 | 28.98 % | |

Student Services Advisory Committee Meeting:

03/19/2020

Sam Houston State University

TABLE E
Student Services and Activities Financed by Student Services Fees
Estimated Revenue, Fund Balances and Budgeted Expenditures

| | | | | | |
|---------------------------------------|-----------|------------------|-----------|------------------|--------------------------|
| Detail of Other: | | | | | |
| Counseling Center | \$ | 774,825 | \$ | 1,357,260 | \$ 582,435 75.17 % |
| Special Population | \$ | 451,836 | \$ | 454,836 | \$ 3,000 0.66 % |
| Legal Services for Students | \$ | 261,708 | \$ | 291,182 | \$ 29,474 11.26 % |
| Student Travel | \$ | 441,000 | \$ | 403,500 | \$ (37,500) (8.50)% |
| Scholarship | \$ | 369,700 | \$ | 369,700 | \$ - - % |
| Program | \$ | 1,129,427 | \$ | 1,043,317 | \$ (86,110) (7.62)% |
| Dean of Student Life Salary Personnel | \$ | 466,909 | \$ | 478,624 | \$ 11,715 2.51 % |
| Student Activities Salaries | \$ | 693,480 | \$ | 682,748 | \$ (10,732) (1.55)% |
| Student Support Service | \$ | 1,322,084 | \$ | 1,451,790 | \$ 129,706 9.81 % |
| University Camp Phase II | \$ | 386,281 | \$ | 290,000 | \$ (96,281) (24.93)% |
| Student Service Construction | \$ | 1,100,000 | \$ | 1,200,000 | \$ 100,000 9.09 % |
| Provide Description | \$ | - | \$ | - | \$ - - % |
| Provide Description | \$ | - | \$ | - | \$ - - % |
| Provide Description | \$ | - | \$ | - | \$ - - % |
| Provide Description | \$ | - | \$ | - | \$ - - % |
| Total Other | \$ | 7,397,250 | \$ | 8,022,957 | \$ 625,707 8.46 % |

Sam Houston State University

TABLE E

Student Services and Activities Financed by Student Services Fees Estimated Revenue, Fund Balances and Budgeted Expenditures

| NOTE | ITEM DESCRIPTION | AMOUNT CHANGED | EXPLANATION |
|------|-------------------------------|-------------------|--|
| (1) | Cultural Entertainment Series | \$ (276,532) | COVID related budget adjustments - Less large student entertainment gatherings. Reallocated to cover other SSF areas |
| (2) | Other (See Detail Below) | \$ 625,707 | COVID related budget adjustment |
| (3) | Counseling Center | \$ 582,435 | COVID related budget adjustment. Reallocation of salaries for Counselor |

Sam Houston State University

Table F
Matrix of Budgeted Operating Expenses

| | Instruction | Research | Public Service | Academic Support | Student Services | Institutional Support | Operation & Maintenance of Plant | Scholarships/ Fellowships | Auxiliary | Total Expenses |
|---------------------|-----------------------|---------------------|-----------------------|-------------------------|-------------------------|------------------------------|---|----------------------------------|----------------------|-----------------------|
| Salary | \$ 79,641,226 | \$ 3,322,392 | \$ 3,304,157 | \$ 22,622,221 | \$ 11,871,955 | \$ 15,059,153 | \$ 9,843,619 | \$ 162,000 | \$ 20,851,163 | \$ 166,677,885 |
| Benefits | \$ 18,840,665 | \$ 872,350 | \$ 1,508,811 | \$ 6,358,595 | \$ 3,654,534 | \$ 5,998,134 | \$ 3,187,298 | \$ - | \$ 6,395,934 | \$ 46,816,321 |
| Travel | \$ 817,041 | \$ 58,717 | \$ 31,600 | \$ 1,636,679 | \$ 291,392 | \$ 440,102 | \$ 72,051 | \$ - | \$ 1,689,528 | \$ 5,037,110 |
| O&M | \$ 3,171,462 | \$ 618,481 | \$ 2,129,894 | \$ 16,789,151 | \$ 3,489,517 | \$ 5,622,382 | \$ 3,206,112 | \$ 22,996,261 | \$ 27,918,034 | \$ 85,941,294 |
| Utilities | \$ 19,942 | \$ 1,700 | \$ 141,888 | \$ 77,000 | \$ 307,741 | \$ 20,864 | \$ 3,973,718 | \$ - | \$ 3,246,683 | \$ 7,789,536 |
| Capital | \$ 24,132 | \$ 20,000 | \$ 4,188 | \$ 17,455,494 | \$ 1,165,605 | \$ 66,232 | \$ 202,500 | \$ - | \$ 1,408,508 | \$ 20,346,659 |
| Other | \$ - | \$ - | \$ - | \$ - | \$ - | \$ - | \$ - | \$ - | \$ - | \$ - |
| Total Budget | \$ 102,514,468 | \$ 4,893,640 | \$ 7,120,538 | \$ 64,939,140 | \$ 20,780,744 | \$ 27,206,867 | \$ 20,485,298 | \$ 23,158,261 | \$ 61,509,850 | \$ 332,608,805 |

Sam Houston State University

**Table G - 1
Restricted Funds
Revenues and Transfers**

| | FY 2020 | FY 2021 | Variance | | Note |
|--------------------------------|-------------------------|-------------------------|--------------------------|---------------|------|
| | APPROVED BUDGET | PROPOSED BUDGET | DOLLAR | PERCENT | |
| Pell Grant | \$ 50,000,000.00 | \$ 45,000,000.00 | \$ (5,000,000.00) | (10.00)% | 1 |
| Other Federal Grant | \$ 1,819,000.00 | \$ 1,819,000.00 | \$ - | - % | |
| TEXAS Grant | \$ 14,763,664.00 | \$ 15,149,102.00 | \$ 385,438.00 | 2.61 % | |
| Endowment Income Distributions | \$ 4,077,818.00 | \$ 4,000,000.00 | \$ (77,818.00) | (1.91)% | |
| Charter School | \$ 2,928,375.00 | \$ 3,506,054.00 | \$ 577,679.00 | 19.73 % | 2 |
| Osteopathic Medicine | \$ 2,700,000.00 | \$ - | \$ (2,700,000.00) | (100.00)% | 3 |
| Other Grants/Research | \$ 9,595,763.00 | \$ 10,452,000.00 | \$ 856,237.00 | 8.92 % | 4 |
| Total Revenues | \$ 85,884,620.00 | \$ 79,926,156.00 | \$ (5,958,464.00) | -6.94% | |
| Transfers In | | | | | |
| Other | \$ - | \$ - | \$ - | | |
| Total Transfers In | \$ - | \$ - | \$ - | | |
| Discounts and Allowance | \$ (60,800,000.00) | \$ (58,400,000.00) | \$ 2,400,000.00 | (3.95)% | |
| Budgeted Fund Balances | \$ 11,203,069.00 | \$ 18,342,582.00 | \$ 7,139,513.00 | 100.00% | 5 |
| Total Budgeted Funds | \$ 36,287,689.00 | \$ 39,868,738.00 | \$ (3,558,464.00) | 9.87% | |

Sam Houston State University

Table G - 1
Restricted Funds
Revenues and Transfers

| NOTE | ITEM DESCRIPTION | AMOUNT CHANGED | EXPLANATION |
|-------------|-------------------------|---------------------------|---|
| 1 | Pell Grant | \$ (5,000,000) | Revenue decrease for the actual grant amount. |
| 2 | Charter School | \$ 577,679 | Increase based on the estimate enrollment. |
| 3 | Osteopathic Medicine | \$ (2,700,000) | Decrease based on pledged gift amount. |
| 4 | Other Grants/Research | \$ 856,237 | Increase based on the estimate grant for fiscal year. |
| 5 | Budgeted Fund Balances | \$ 7,139,513 | Increase in fund balance for the Osteopathic Medical |

Sam Houston State University

**Table G - 2
Restricted Funds
Budgeted Expenditures**

| | FY 2020 | | FY 2021 | | Variance | | Note | |
|--|-----------------|-------------------|-----------------|-------------------|-----------|----------------|---------------|---|
| | APPROVED BUDGET | | PROPOSED BUDGET | | DOLLAR | PERCENT | | |
| Instruction Support | \$ | 8,487,047 | \$ | 11,078,515 | \$ | 2,591,468 | 30.53 % | 1 |
| Research / Organized Research | \$ | 5,461,058 | \$ | 5,441,672 | \$ | (19,386) | (0.35)% | |
| Public Service | \$ | 6,117,725 | \$ | 14,054,718 | \$ | 7,936,993 | 129.74 % | 2 |
| Academic Support | \$ | 6,836,667 | \$ | 2,123,844 | \$ | (4,712,823) | (68.93)% | 3 |
| Student Support | \$ | 867,765 | \$ | 119,442 | \$ | (748,323) | (86.24)% | 4 |
| Institutional Support | \$ | 481,215 | \$ | 403,876 | \$ | (77,339) | (16.07)% | |
| Scholarships & Fellowships | \$ | 68,836,212 | \$ | 64,417,031 | \$ | (4,419,181) | (6.42)% | 5 |
| Total Expenditures | \$ | 97,087,689 | \$ | 97,639,098 | \$ | 551,409 | 0.57 % | |
| Transfers Out | | | | | | | | |
| Other | \$ | 0 | \$ | 214,060 | \$ | 214,060 | Infinity | 6 |
| Total Transfers Out | \$ | 0 | \$ | 214,060 | \$ | 214,060 | - % | |
| Total Budgeted Expenditures & Transfers Out | \$ | 97,087,689 | \$ | 97,853,158 | \$ | 765,469 | 0.79 % | |

Sam Houston State University

Table G - 2
Restricted Funds
Budgeted Expenditures

| NOTE | ITEM DESCRIPTION | AMOUNT CHANGED | EXPLANATION |
|-------------|----------------------------|---------------------------|--|
| 1 | Instruction Support | \$ 2,591,468 | Expenditure increase due to the Osteopathic Medical |
| 2 | Public Service | \$ 7,936,993 | Expenditure increase due to the Osteopathic Medical |
| 3 | Academic Support | \$ (4,712,823) | Expenditure reallocated to Instruction Support and Public Service for the start of Osteopathic Medical |
| 4 | Student Support | \$ (748,323) | Expenditure reallocated in Designated Fund for Osteopathic Medical |
| 5 | Scholarships & Fellowships | \$ (4,419,181) | Decrease based on a decrease in grant |
| 6 | Other | \$ 214,060 | Increase based on Debt payment |

Sam Houston State University

Recapitulation of Budgeted Revenues, Expenditures, Transfers, and Use of Reserves For Fiscal Year Ending 2021

| | Estimated Revenues | Transfers In | Budgeted Use of Reserves | Total Budgeted Sources | Budgeted Expenditures | Transfers Out | Total Budgeted Uses | Net Transfers * |
|-----------------------|-----------------------|---------------------|--------------------------------|------------------------------|--------------------------|------------------------|---------------------------|------------------------|
| Educational & General | \$ 131,213,528 | \$ - | \$ - | \$ 131,213,528 | \$ (117,055,530) | \$ (14,157,998) | \$ (131,213,528) | \$ (14,157,998) |
| Designated | \$ 160,947,389 | \$ 4,245,669 | \$ 2,315,023 | \$ 167,508,081 | \$ (154,043,426) | \$ (13,464,655) | \$ (167,508,081) | \$ (9,218,986) |
| Auxiliary Enterprises | \$ 74,791,605 | \$ - | \$ 645,558 | \$ 75,437,163 | \$ (61,509,850) | \$ (13,927,313) | \$ (75,437,163) | \$ (13,927,313) |
| Total | \$ 366,952,522 | \$ 4,245,669 | \$ 2,960,581 | \$ 374,158,772 | \$ (332,608,806) | \$ (41,549,966) | \$ (374,158,772) | \$ (37,304,297) |



July 16, 2020

Board of Regents
Texas State University System
Austin, Texas

The Honorable Regents:

The following initiatives and highlights are included in the proposed FY2021 Operating Budget for Sul Ross State University - Alpine and Sul Ross State University - Rio Grande College.

General Revenue Appropriations

SB 1, 86th Legislature, appropriated \$10,488,559 in General Revenue funding for Sul Ross State University - Alpine for FY2021, which is \$512,587 (-4.7%) less than the amount appropriated for FY2020. For Sul Ross State University - Rio Grande College, FY 2021 General Revenue appropriations are \$4,783,998, a decrease of \$251,992 (-5%) compared to FY 2020. These numbers represent the net changes to formula, debt service, research funding, and non-formula support. The appropriations for staff group insurance premiums for FY 2021 were increased by \$131,403 (+3.2%) for Sul Ross State University - Alpine and increased by \$58,180 (+9.7%) for Sul Ross State University - Rio Grande College.

Designated Tuition, Fees and Other Revenues

For FY2021, Sul Ross State - Alpine and Sul Ross State - Rio Grande College are expecting a decline in enrollment due to the impact of COVID 19 and continuing short term enrollment trends on Alpine and the Rio Grande College campuses. We projected enrollment for FY 2021 utilizing a trend analysis by semester. Budgeted FY2021 semester credit hours for Alpine are 33,992, 10% less than FY2020. Sul Ross State - Rio Grande College FY2021 budgeted semester credit hours are 14,603, 10% less than FY2020. These enrollment projections translated to a decline in budgeted revenue in designated tuition and fees of \$889,334 for Sul Ross State - Alpine and a decline of \$47,093 for Sul Ross State - Rio Grande College.

As a result of the impact of COVID 19 on demand for on-campus housing on our Alpine campus, we are projecting lower housing revenue in FY 2021 by \$1,210,866 (38% lower), despite increase in housing rates this year of 10%. We will reduce deferred maintenance spending and other operating costs to address this decline.

OFFICE OF THE PRESIDENT

Briscoe Administration Building 200

TSUS Board of Regents Quarterly Meeting PO Box 100 • Alpine, TX 79832

August 13 - 14, 2020

432.837.8000

Impact of Budget Reductions

In order to address the anticipated revenue shortfalls from reduced enrollments as well as reductions in state funding, Sul Ross State -Alpine and Sul Ross State -Rio Grande College will reduce costs by \$1.5M in FY 21. This will be approximately \$1M in Alpine and 500K for the Rio Grande College campuses. Budget meetings between President Gallego and department heads and deans will be held during July and August to determine the most strategic ways to realize the required savings while preserving and enhancing the Sul Ross State legacy of academic excellence, unique and life changing student experiences, affordability, research, service and outreach.

Impact to Employees

The proposed FY2021 Operating Budget does not provide for a pay raise program due to the magnitude of the required budget reductions, however increases for faculty tenure and promotion will be funded. The budget does include over \$175,000 in a new Presidential strategic fund for rewarding employee performance that goes above and beyond to advance Sul Ross State University and its mission.

Lease Expense for Sul Ross State- Rio Grande College

Sul Ross State – Rio Grande College’s net overall lease payments to Southwest Texas Junior College for its three leased campuses at Del Rio, Uvalde and Eagle Pass will remain the same for FY2021. The total annual lease costs for FY 2021 are \$1,574,000 for all three campuses and library. Lease expense is inclusive of all building maintenance, security, utilities, custodial and grounds keeping services.

Alpine Utility Savings and Sustainability

Sul Ross State University, with the assistance of the TSUS System office, held a competitive bid for its electricity supply in May 2020 and was successful in signing a new 10-year supply agreement. The supply agreement will save Sul Ross State -Alpine more than \$400,000 in utility expense over its term, and the electricity is 100% solar energy, sourced from West Texas solar energy installations.

Outsourcing of Payroll, Purchasing and Budget Functions to Sam Houston State University

During FY2020, agreements were reached with our sister TSUS component institution, Sam Houston State University (SHSU) to provide payroll, purchasing and budget services to Sul Ross State. These agreements were initiated as a strategy to overcome the challenges of recruiting and retaining for these functions in Far West Texas and to provide SRSU with access to best practices and technology in these areas.

The initial phases of these services have already been implemented, with full implementation in FY2021. Implementing these agreements is expected to save Sul Ross State over \$100,000 per year in salary expense and will result in a significant net staff FTE headcount reduction of 4 or more.

Summary

As reflected on the summary page of the Operating Budget for FY 2021, the University is continuing to maintain stable financial status, despite current enrollment challenges, due to efficiency initiatives, savings from reduced travel in FY20 and hiring freezes.

The overall financial condition of Sul Ross State University remains good. Future enrollment improvements, implementation of budget reduction strategies and creative service solutions such as the outsourcing agreements with SHSU, will continue as the keys to ensuring long term financial stability of Sul Ross State University - Alpine and Sul Ross State - Rio Grande College.

Respectfully,


Pete P. Gallego
President


Christopher B. Clifford
Vice President for Budget and Finance

Sul Ross State University

Budget Summary

| | FY 2020 | | FY 2021 | | Variance | |
|-------------------------------|-----------------|-------------------|-----------------|-------------------|-----------------------|-----------------|
| | APPROVED BUDGET | | PROPOSED BUDGET | | DOLLAR | PERCENT |
| Revenues | | | | | | |
| Tuition and Fees | \$ | 11,675,369 | \$ | 10,454,467 | \$ (1,220,902) | (10.46)% |
| State Appropriations | \$ | 17,217,114 | \$ | 16,860,076 | \$ (357,038) | (2.07)% |
| Sales and Services | \$ | 4,943,566 | \$ | 3,650,125 | \$ (1,293,441) | (26.16)% |
| Other | \$ | 513,900 | \$ | 513,900 | - | -% |
| Operating Revenues | \$ | 34,349,949 | \$ | 31,478,568 | \$ (2,871,381) | (8.36)% |
| Transfers In | \$ | 2,407,125 | \$ | 317,663 | \$ (2,089,462) | (86.80)% |
| Budgeted Use of Fund Balance | \$ | (288,142) | \$ | 174,230 | \$ 462,372 | (160.47)% |
| Total Revenues | \$ | 36,468,932 | \$ | 31,970,461 | \$ (4,498,471) | (12.34)% |
| Expenditures | | | | | | |
| Instruction Support | \$ | 8,324,635 | \$ | 8,258,612 | \$ (66,023) | (0.79)% |
| Research / Organized Research | \$ | 697,363 | \$ | 544,939 | \$ (152,424) | (21.86)% |
| Public Service | \$ | 400,005 | \$ | 235,503 | \$ (164,502) | (41.12)% |
| Academic Support | \$ | 2,201,578 | \$ | 2,041,875 | \$ (159,703) | (7.25)% |
| Student Support | \$ | 2,856,751 | \$ | 1,872,351 | \$ (984,400) | (34.46)% |
| Institutional Support | \$ | 8,027,186 | \$ | 7,667,214 | \$ (359,972) | (4.48)% |
| Plant Support | \$ | 3,124,549 | \$ | 3,045,584 | \$ (78,965) | (2.53)% |
| Scholarships & Fellowships | \$ | 900,800 | \$ | 959,800 | \$ 59,000 | 6.55 % |
| Auxiliary Enterprises | \$ | 6,823,928 | \$ | 3,602,754 | \$ (3,221,174) | (47.20)% |
| Operating Expenditures | \$ | 33,356,795 | \$ | 28,228,632 | \$ (5,128,163) | (15.37)% |
| Transfers Out | \$ | 6,174,544 | \$ | 3,741,829 | \$ (2,432,715) | (39.40)% |
| Total Expenditures | \$ | 39,531,339 | \$ | 31,970,461 | \$ (7,560,878) | (19.13)% |

Operating Expenditures by Natural Classification

| | FY 2020 | | FY 2021 | | Variance | |
|-------------------------------------|-----------------|-------------------|-----------------|-------------------|-----------------------|-----------------|
| | APPROVED BUDGET | | PROPOSED BUDGET | | DOLLAR | PERCENT |
| Salary & Wages | \$ | 16,272,513 | \$ | 17,667,064 | \$ 1,394,551 | 8.57 % |
| Payroll Related Costs | \$ | 6,061,173 | \$ | 5,468,482 | \$ (592,691) | (9.78)% |
| Travel | \$ | 829,669 | \$ | 635,217 | \$ (194,452) | (23.44)% |
| Operations & Maintenance | \$ | 8,244,844 | \$ | 2,641,272 | \$ (5,603,572) | (67.96)% |
| Utilities | \$ | - | \$ | 1,763,597 | \$ 1,763,597 | 100.00 % |
| Capital | \$ | 2,244,523 | \$ | 53,000 | \$ (2,191,523) | (97.64)% |
| Other | \$ | 944,800 | \$ | - | \$ (944,800) | (100.00)% |
| Total Operating Expenditures | \$ | 34,597,522 | \$ | 28,228,632 | \$ (6,368,890) | (18.41)% |

Sul Ross State University

Table A 1
Educational and General Funds
Revenues and Transfers

| | FY 2020 | | FY 2021 | | Variance | | Note |
|----------------------------------|-----------------|------------|-----------------|------------|----------|-----------|----------|
| | APPROVED BUDGET | | PROPOSED BUDGET | | DOLLAR | PERCENT | |
| Total Statutory Tuition and Fees | \$ | 1,574,620 | \$ | 1,726,682 | \$ | 152,062 | 9.66 % |
| State Appropriation | | | | | | | |
| Bill Pattern General Revenue | \$ | 11,001,146 | \$ | 10,488,559 | \$ | (512,587) | (4.66)% |
| Benefits | \$ | 4,080,445 | \$ | 4,211,848 | \$ | 131,403 | 3.22 % |
| Higher Education Fund | \$ | 2,135,523 | \$ | 2,151,723 | \$ | 16,200 | 0.76 % |
| Hazlewood Reimbursement | \$ | - | \$ | - | \$ | - | - % |
| Other | \$ | - | \$ | 7,946 | \$ | 7,946 | 100.00 % |
| Total State Appropriations | \$ | 17,217,114 | \$ | 16,860,076 | \$ | (357,038) | (2.07)% |
| Other Revenue | \$ | 114,400 | \$ | 114,400 | \$ | - | - % |
| Total Revenues | \$ | 18,906,134 | \$ | 18,701,158 | \$ | (204,976) | (1.08)% |
| Transfers In | | | | | | | |
| Designated Tuition | \$ | - | \$ | - | \$ | - | - % |
| Technology Service Fee | \$ | - | \$ | - | \$ | - | - % |
| Other | \$ | - | \$ | - | \$ | - | - % |
| Total Transfers In | \$ | - | \$ | - | \$ | - | - % |
| Budgeted Fund Balances | \$ | - | \$ | - | \$ | - | - % |
| Total Budgeted Funds | \$ | 18,906,134 | \$ | 18,701,158 | \$ | (204,976) | (1.08)% |

Sul Ross State University

Table A 2
Educational and General Funds
Budgeted Expenditures

| | FY 2020 | | FY 2021 | | Variance | | Note | |
|--|-----------------|-------------------|-----------------|-------------------|-----------|-----------------|----------------|-----|
| | APPROVED BUDGET | | PROPOSED BUDGET | | DOLLAR | PERCENT | | |
| Instruction Support | \$ | 7,405,835 | \$ | 7,297,524 | \$ | (108,311) | (1.46)% | |
| Research / Organized Research | \$ | 341,063 | \$ | 344,249 | \$ | 3,186 | 0.93 % | |
| Public Service | \$ | 286,687 | \$ | 222,592 | \$ | (64,095) | (22.36)% | |
| Academic Support | \$ | 1,574,963 | \$ | 1,598,308 | \$ | 23,345 | 1.48 % | |
| Student Service Support | \$ | 1,494,102 | \$ | 1,482,132 | \$ | (11,970) | (0.80)% | |
| Institutional Support | \$ | 3,862,395 | \$ | 4,311,612 | \$ | 449,217 | 11.63 % | (1) |
| Plant Support | \$ | 1,792,488 | \$ | 1,633,591 | \$ | (158,897) | (8.86)% | |
| Scholarships & Fellowships | \$ | - | \$ | - | \$ | - | - % | |
| Total Expenditures | \$ | 16,757,533 | \$ | 16,890,008 | \$ | 132,475 | 0.79 % | |
| Transfers Out | | | | | | | | |
| TPEG | \$ | 317,940 | \$ | 317,663 | \$ | (277) | (0.09)% | |
| TRB Debt Service | \$ | 1,531,018 | \$ | 1,493,487 | \$ | (37,531) | (2.45)% | |
| HEF - Debt Service | \$ | - | \$ | - | \$ | - | - % | |
| HEF - Plant | \$ | - | \$ | - | \$ | - | - % | |
| Other | \$ | - | \$ | - | \$ | - | - % | |
| Total Transfers Out | \$ | 1,848,958 | \$ | 1,811,150 | \$ | (37,808) | (2.04)% | |
| Total Budgeted Expenditures & Transfers Out | \$ | 18,606,491 | \$ | 18,701,158 | \$ | 94,667 | 0.51 % | |

Sul Ross State University

Table A 2 Educational and General Funds Budgeted Expenditures

| NOTE | ITEM DESCRIPTION | AMOUNT CHANGED | EXPLANATION |
|------|-----------------------|-------------------|---|
| (1) | Institutional Support | \$ 449,217 | Reclassified from Plant and Instruction Support |

Sul Ross State University

**Table B 1
Designated Funds
Revenues and Transfers**

| | FY 2020 | | FY 2021 | | Variance | | Note |
|---------------------------------------|-----------------|------------------|-----------------|------------------|-----------|------------------|-----------------|
| | APPROVED BUDGET | | PROPOSED BUDGET | | DOLLAR | PERCENT | |
| Tuition and Fees | | | | | | | |
| Designated Tuition | \$ | 5,915,884 | \$ | 5,333,054 | \$ | (582,830) | (9.85)% (1) |
| Institutional Services Fee | \$ | - | \$ | - | - | - | -% |
| Advising Fee | \$ | - | \$ | - | - | - | -% |
| Technology Use / Computer Service Fee | \$ | 963,832 | \$ | 808,670 | \$ | (155,162) | (16.10)% |
| Environmental Service Fee | \$ | - | \$ | - | - | - | -% |
| ID / One-Card Fee | \$ | - | \$ | - | - | - | -% |
| Library Fee | \$ | 325,000 | \$ | 248,822 | \$ | (76,178) | (23.44)% |
| International Education Fee | \$ | 4,600 | \$ | 3,307 | \$ | (1,293) | (28.11)% |
| Student Publication Fee | \$ | - | \$ | - | - | - | -% |
| Academic Program Fees | \$ | - | \$ | - | - | - | -% |
| Distance Learning Fee | \$ | 543,226 | \$ | 469,355 | \$ | (73,871) | (13.60)% |
| Records Fee | \$ | - | \$ | - | - | - | -% |
| Recreation Fee | \$ | - | \$ | - | - | - | -% |
| University Center Fee | \$ | - | \$ | - | - | - | -% |
| International Study Fee | \$ | - | \$ | - | - | - | -% |
| Repeat Fee | \$ | - | \$ | - | - | - | -% |
| Other | \$ | 454,999 | \$ | 454,999 | \$ | - | -% |
| Total Tuition and Fees | \$ | 8,207,541 | \$ | 7,318,207 | \$ | (889,334) | (10.84)% |
| Investment Income | \$ | 150,000 | \$ | 150,000 | \$ | - | -% |
| Other Revenue | \$ | 225,000 | \$ | 225,000 | \$ | - | -% |
| Total Revenues | \$ | 8,582,541 | \$ | 7,693,207 | \$ | (889,334) | (10.36)% |
| Transfers In | | | | | | | |
| TPEG | \$ | 317,940 | \$ | 317,663 | \$ | (277) | (0.09)% |
| Auxiliary Funds | \$ | - | \$ | - | - | - | -% |
| Other | \$ | - | \$ | - | - | - | -% |
| Total Transfers In | \$ | 317,940 | \$ | 317,663 | \$ | (277) | (0.09)% |
| Budgeted Fund Balances | \$ | (288,142) | \$ | - | \$ | 288,142 | (100.00)% (2) |
| Total Budgeted Funds | \$ | 8,612,339 | \$ | 8,010,870 | \$ | (601,469) | (6.98)% |

Sul Ross State University

Table B 1 Designated Funds Revenues and Transfers

| NOTE | ITEM DESCRIPTION | AMOUNT CHANGED | EXPLANATION |
|-------------|-------------------------|---------------------------|---|
| (1) | Designated Tuition | \$ (582,830) | Decline in semester credit hours on Alpine campus |
| (2) | Budgeted Fund Balances | \$ 288,142 | No budgeted increase to fund balance for FY21 |

Sul Ross State University

**Table B 2
Designated Funds
Budgeted Expenditures**

| | FY 2020 | | FY 2021 | | Variance | | Note | |
|--|-----------------|-------------------|-----------------|------------------|-----------|--------------------|-----------------|-----|
| | APPROVED BUDGET | | PROPOSED BUDGET | | DOLLAR | PERCENT | | |
| Instruction Support | \$ | 918,800 | \$ | 961,088 | \$ | 42,288 | 4.60 % | |
| Research / Organized Research | \$ | 356,300 | \$ | 200,690 | \$ | (155,610) | (43.67)% | |
| Public Service | \$ | 113,318 | \$ | 12,911 | \$ | (100,407) | (88.61)% | |
| Academic Support | \$ | 626,615 | \$ | 443,567 | \$ | (183,048) | (29.21)% | |
| Student Support | \$ | 1,362,649 | \$ | 390,219 | \$ | (972,430) | (71.36)% | (1) |
| Institutional Support | \$ | 4,164,791 | \$ | 3,355,602 | \$ | (809,189) | (19.43)% | (2) |
| Plant Support | \$ | 1,332,061 | \$ | 1,411,993 | \$ | 79,932 | 6.00 % | |
| Scholarships & Fellowships | \$ | 900,800 | \$ | 959,800 | \$ | 59,000 | 6.55 % | |
| Total Expenditures | \$ | 9,775,334 | \$ | 7,735,870 | \$ | (2,039,464) | (20.86)% | |
| Transfers Out | | | | | | | | |
| System Assessment | \$ | 275,000 | \$ | 275,000 | \$ | - | - % | |
| Debt Service | \$ | - | \$ | - | \$ | - | - % | |
| E&G | \$ | - | \$ | - | \$ | - | - % | |
| Auxiliary | \$ | 2,089,185 | \$ | - | \$ | (2,089,185) | (100.00)% | (3) |
| Other | \$ | - | \$ | - | \$ | - | - % | |
| Total Transfers Out | \$ | 2,364,185 | \$ | 275,000 | \$ | (2,089,185) | (88.37)% | |
| Total Budgeted Expenditures & Transfers Out | \$ | 12,139,519 | \$ | 8,010,870 | \$ | (4,128,649) | (34.01)% | |

Sul Ross State University

Table B 2 Designated Funds Budgeted Expenditures

| NOTE | ITEM DESCRIPTION | AMOUNT CHANGED | EXPLANATION |
|-------------|-------------------------|---------------------------|---|
| (1) | Student Support | \$ (972,430) | Expenditures reallocated to the correct NACUBO function |
| (2) | Institutional Support | \$ (927,025) | Expenditures reallocated to the correct NACUBO function |
| (3) | Auxiliary | \$ (2,089,185) | FY 20 presentation issue, corrected for FY21 |

Sul Ross State University

**Table C 1
Auxiliary Funds
Revenues and Transfers**

| | FY 2020 | | FY 2021 | | Variance | | Note |
|---------------------------------|-----------------|------------------|-----------------|------------------|-----------|--------------------|------------------|
| | APPROVED BUDGET | | PROPOSED BUDGET | | DOLLAR | PERCENT | |
| Fees | | | | | | | |
| Athletic Fee | \$ | 459,359 | \$ | 370,765 | \$ | (88,594) | (19.29)% |
| Medical Service Fee | \$ | 127,597 | \$ | 81,232 | \$ | (46,365) | (36.34)% |
| Student Service Fee | \$ | 746,000 | \$ | 564,770 | \$ | (181,230) | (24.29)% |
| Recreational Sport Fee | \$ | 364,000 | \$ | 231,364 | \$ | (132,636) | (36.44)% |
| Student Center Fee | \$ | 161,252 | \$ | 126,447 | \$ | (34,805) | (21.58)% |
| Student Bus Fee | \$ | - | \$ | - | \$ | - | -% |
| ID Card Fee | \$ | - | \$ | - | \$ | - | -% |
| Other | \$ | 35,000 | \$ | 35,000 | \$ | - | -% |
| Total Fees | \$ | 1,893,208 | \$ | 1,409,578 | \$ | (483,630) | (25.55)% |
| Sales and Services | | | | | | | |
| Housing | \$ | 3,210,866 | \$ | 2,000,000 | \$ | (1,210,866) | (37.71)% (1) |
| Dining | \$ | 1,655,700 | \$ | 1,500,000 | \$ | (155,700) | (9.40)% |
| Parking | \$ | 4,000 | \$ | 55,000 | \$ | 51,000 | 1275.00 % |
| Athletics | \$ | 10,000 | \$ | 15,125 | \$ | 5,125 | 51.25 % |
| Bookstore | \$ | 3,000 | \$ | 20,000 | \$ | 17,000 | 566.67 % |
| Other | \$ | 60,000 | \$ | 60,000 | \$ | - | -% |
| Total Sales and Services | \$ | 4,943,566 | \$ | 3,650,125 | \$ | (1,293,441) | (26.16)% |
| Investment Income | \$ | 20,000 | \$ | 20,000 | \$ | - | -% |
| Other Income | \$ | 4,500 | \$ | 4,500 | \$ | - | -% |
| Total Revenues | \$ | 6,861,274 | \$ | 5,084,203 | \$ | (1,777,071) | (25.90)% |
| Transfers In | | | | | | | |
| Designated Tuition | \$ | 2,089,185 | \$ | - | \$ | (2,089,185) | (100.00)% (2) |
| Other | \$ | - | \$ | - | \$ | - | -% |
| Total Transfers In | \$ | 2,089,185 | \$ | - | \$ | (2,089,185) | (100.00)% |
| Budgeted Fund Balances | \$ | - | \$ | 174,230 | \$ | 174,230 | 100.00 % |
| Total Budgeted Funds | \$ | 8,950,459 | \$ | 5,258,433 | \$ | (3,692,026) | (41.25)% |

Sul Ross State University

Table C 1
Auxiliary Funds
Revenues and Transfers

| NOTE | ITEM DESCRIPTION | AMOUNT CHANGED | EXPLANATION |
|-------------|-----------------------------------|---------------------------|---|
| (1) | Housing | \$ (1,210,866) | Housing revenue down due to projected reduction in housing occupancy for FY21, due to COVID 19 related reduced demand for campus housing, significantly offsetting housing rate increase of 10% |
| (2) | Transfers in - Designated Tuition | \$ (2,089,185) | FY 20 presentation issue, corrected for FY21 |

Sul Ross State University

**Table C 2
Auxiliary Funds
Budgeted Expenditures**

| | FY 2020 | | FY 2021 | | Variance | | Note |
|--|---------------------|--|---------------------|--|-----------------------|-----------------|------|
| | APPROVED BUDGET | | PROPOSED BUDGET | | DOLLAR | PERCENT | |
| Athletic Fee | \$ 239,323 | | \$ 140,005 | | \$ (99,318) | (41.50)% | |
| Medical Service Fee | \$ 178,405 | | \$ 81,232 | | \$ (97,173) | (54.47)% | |
| Student Service Fee | \$ 746,000 | | \$ 739,000 | | \$ (7,000) | (0.94)% | |
| Recreational Sport Fee | \$ 334,088 | | \$ 231,364 | | \$ (102,724) | (30.75)% | |
| Student Center Fee | \$ 265,796 | | \$ 126,447 | | \$ (139,349) | (52.43)% | |
| Student Bus Fee | \$ - | | \$ - | | - | -% | |
| ID Card Fee | \$ - | | \$ - | | - | -% | |
| Total Fee Based Expenditures | \$ 1,763,612 | | \$ 1,318,048 | | \$ (445,564) | (25.26)% | |
| | | | | | | | |
| Housing | \$ 1,620,316 | | \$ 628,321 | | \$ (991,995) | (61.22)% | (1) |
| Dining | \$ 1,440,000 | | \$ 1,500,000 | | \$ 60,000 | 4.17 % | |
| Parking | \$ - | | \$ 55,000 | | \$ 55,000 | 100.00 % | |
| Athletics | \$ - | | \$ 15,125 | | \$ 15,125 | 100.00 % | |
| Bookstore | \$ - | | \$ 20,000 | | \$ 20,000 | 100.00 % | |
| Other | \$ 2,000,000 | | \$ 66,260 | | \$ (1,933,740) | (96.69)% | (2) |
| Total Sales & Services Based Expenditures | \$ 5,060,316 | | \$ 2,284,706 | | \$ (2,775,610) | (54.85)% | |
| | | | | | | | |
| Transfers Out | | | | | | | |
| Debt Service | | | | | | | |
| Medical Service | \$ - | | \$ - | | - | -% | |
| Athletics | \$ 220,036 | | \$ 220,760 | | \$ 724 | 0.33 % | |
| Student Center | \$ - | | \$ - | | - | -% | |
| Student Service | \$ - | | \$ - | | - | -% | |
| Housing | \$ 1,378,450 | | \$ 1,371,679 | | \$ (6,771) | (0.49)% | |
| Dining | \$ - | | \$ - | | - | -% | |
| Parking and Public Safety | \$ - | | \$ - | | - | -% | |
| Recreational Sports | \$ 62,915 | | \$ 63,240 | | \$ 325 | 0.52 % | |
| Other | \$ - | | \$ - | | - | -% | |
| Real Estate Rental | \$ - | | \$ - | | - | -% | |
| Vending | \$ - | | \$ - | | - | -% | |
| Designated Funds | \$ - | | \$ - | | - | -% | |
| Other | \$ 300,000 | | \$ - | | \$ (300,000) | (100.00)% | (3) |
| Total Transfers Out | \$ 1,961,401 | | \$ 1,655,679 | | \$ (305,722) | (15.59)% | |
| | | | | | | | |
| Total Budgeted Expenditures & Transfers Out | \$ 8,785,329 | | \$ 5,258,433 | | \$ (3,526,896) | (40.15)% | |

Sul Ross State University

Table C 2 Auxiliary Funds Budgeted Expenditures

| NOTE | ITEM DESCRIPTION | AMOUNT CHANGED | EXPLANATION |
|-------------|-------------------------|---------------------------|---|
| (1) | Housing | \$ (991,995) | Reduction necessary to offset decline in housing revenue. Will be accomplished through deferring maintenance and cutting operating expenses |
| (2) | Other | \$ (1,993,740) | FY 20 presentation issue, corrected for FY21 |
| (3) | Other | \$ (300,000) | Budgeted fund balance addition in FY20, not budgeting this for FY21 |

Sul Ross State University

Table D
Intercollegiate Athletics
Estimated Revenue and Budgeted Expenditures
Fiscal Year 2021

| | MEN | | | | | WOMEN | | | | |
|------------------------------------|-------------------|-------------------|-------------------|-------------|-------------------|-------------------|-------------------|-------------------|-------------|-------------------|
| | FOOTBALL | BASKETBALL | BASEBALL | TRACK | OTHER | BASKETBALL | VOLLEYBALL | SOFTBALL | TRACK | OTHER |
| Revenues | | | | | | | | | | |
| Sales and Service | | | | | | | | | | |
| Gate Receipts/Parking | \$ 625 | \$ 250 | \$ 250 | \$ - | \$ - | \$ 250 | \$ 250 | \$ - | \$ - | \$ - |
| Game Guarantees | \$ - | \$ 10,500 | \$ - | \$ - | \$ - | \$ 3,000 | \$ - | \$ - | \$ - | \$ - |
| Concessions | \$ - | \$ - | \$ - | \$ - | \$ - | \$ - | \$ - | \$ - | \$ - | \$ - |
| Other | | | | | | | | | | |
| Advertising | \$ - | \$ - | \$ - | \$ - | \$ - | \$ - | \$ - | \$ - | \$ - | \$ - |
| Licensing Fees | \$ - | \$ - | \$ - | \$ - | \$ - | \$ - | \$ - | \$ - | \$ - | \$ - |
| Camps | \$ - | \$ - | \$ - | \$ - | \$ - | \$ - | \$ - | \$ - | \$ - | \$ - |
| NCAA Revenue Sharing | \$ - | \$ - | \$ - | \$ - | \$ - | \$ - | \$ - | \$ - | \$ - | \$ - |
| Stadium Operations | \$ - | \$ - | \$ - | \$ - | \$ - | \$ - | \$ - | \$ - | \$ - | \$ - |
| Other | \$ - | \$ - | \$ - | \$ - | \$ - | \$ - | \$ - | \$ - | \$ - | \$ - |
| Total Sales and Services | \$ 625 | \$ 10,750 | \$ 250 | \$ - | \$ - | \$ 3,250 | \$ 250 | \$ - | \$ - | \$ - |
| Designated Tuition | \$ 431,213 | \$ 113,500 | \$ 131,200 | \$ - | \$ 227,799 | \$ 120,544 | \$ 83,250 | \$ 83,700 | \$ - | \$ 196,633 |
| Athletic Fee | \$ 45,000 | \$ 30,000 | \$ 30,000 | \$ - | \$ 39,750 | \$ 27,500 | \$ 20,000 | \$ 26,000 | \$ - | \$ 39,750 |
| Total Tuition and Fees | \$ 476,213 | \$ 143,500 | \$ 161,200 | \$ - | \$ 267,549 | \$ 148,044 | \$ 103,250 | \$ 109,700 | \$ - | \$ 236,383 |
| Budgeted Fund Balances | \$ - | \$ - | \$ - | \$ - | \$ - | \$ - | \$ - | \$ - | \$ - | \$ - |
| Total Budgeted Funds | \$ 476,838 | \$ 154,250 | \$ 161,450 | \$ - | \$ 267,549 | \$ 151,294 | \$ 103,500 | \$ 109,700 | \$ - | \$ 236,383 |
| Expenditures | | | | | | | | | | |
| Salaries | \$ 281,180 | \$ 72,500 | \$ 87,500 | \$ - | \$ 123,550 | \$ 79,500 | \$ 54,000 | \$ 54,000 | \$ - | \$ 106,520 |
| Benefits | \$ 102,063 | \$ 23,000 | \$ 25,700 | \$ - | \$ 50,834 | \$ 26,644 | \$ 18,000 | \$ 18,000 | \$ - | \$ 41,948 |
| Travel | \$ 45,000 | \$ 30,000 | \$ 30,000 | \$ - | \$ 39,750 | \$ 27,500 | \$ 20,000 | \$ 26,000 | \$ - | \$ 39,750 |
| Scholarships | \$ - | \$ - | \$ - | \$ - | \$ - | \$ - | \$ - | \$ - | \$ - | \$ - |
| Other Maintenance & Operating | \$ 48,595 | \$ 28,750 | \$ 18,250 | \$ - | \$ 53,415 | \$ 17,650 | \$ 11,500 | \$ 11,700 | \$ - | \$ 48,165 |
| Capital | \$ - | \$ - | \$ - | \$ - | \$ - | \$ - | \$ - | \$ - | \$ - | \$ - |
| Total Budgeted Expenditures | \$ 476,838 | \$ 154,250 | \$ 161,450 | \$ - | \$ 267,549 | \$ 151,294 | \$ 103,500 | \$ 109,700 | \$ - | \$ 236,383 |

Sul Ross State University

Table D
Intercollegiate Athletics
Estimated Revenue and Budgeted Expenditures
Fiscal Year 2021

| | TOTAL MEN | TOTAL WOMEN | OTHER ACTIVITIES | ADMIN | GRAND TOTAL |
|------------------------------------|---------------------|-------------------|---------------------|-------------------|---------------------|
| Revenues | | | | | |
| Sales & Services | | | | | |
| Gate Receipts | \$ 1,125 | \$ 500 | \$ - | \$ - | \$ 1,625 |
| Games Guarantees | \$ 10,500 | \$ 3,000 | \$ - | \$ - | \$ 13,500 |
| Concessions | \$ - | \$ - | \$ - | \$ - | \$ - |
| Other | | | | | |
| Advertising | \$ - | \$ - | \$ - | \$ - | \$ - |
| Licensing Fee | \$ - | \$ - | \$ - | \$ - | \$ - |
| NCAA Revenue Sharing | \$ - | \$ - | \$ - | \$ - | \$ - |
| Camps | \$ - | \$ - | \$ - | \$ - | \$ - |
| Stadium Operations | \$ - | \$ - | \$ - | \$ - | \$ - |
| Other | \$ - | \$ - | \$ - | \$ - | \$ - |
| Total Sales and Services | \$ 11,625 | \$ 3,500 | \$ - | \$ - | \$ 15,125 |
| Designated Tuition | \$ 903,712 | \$ 484,127 | \$ 174,154 | \$ 275,082 | \$ 1,837,075 |
| Athletic Fee | \$ 144,750 | \$ 113,250 | \$ 14,000 | \$ 98,765 | \$ 370,765 |
| Total Tuition and Fees | \$ 1,048,462 | \$ 597,377 | \$ 188,154 | \$ 373,847 | \$ 2,207,840 |
| Budgeted Fund Balances | \$ - | \$ - | \$ - | \$ - | \$ - |
| Total Budgeted Funds | \$ 1,060,087 | \$ 600,877 | \$ 188,154 | \$ 373,847 | \$ 2,222,965 |
| Expenditures | | | | | |
| Salaries | \$ 564,730 | \$ 294,020 | \$ 36,153 | \$ 267,765 | \$ 1,162,668 |
| Fringe Benefits | \$ 201,597 | \$ 104,592 | \$ 13,001 | \$ 47,132 | \$ 366,322 |
| Travel | \$ 144,750 | \$ 113,250 | \$ 14,000 | \$ 27,000 | \$ 299,000 |
| Scholarships | \$ - | \$ - | \$ - | \$ - | \$ - |
| O&M | \$ 149,010 | \$ 89,015 | \$ 125,000 | \$ 31,950 | \$ 394,975 |
| Capital | \$ - | \$ - | \$ - | \$ - | \$ - |
| Debt Service | \$ - | \$ - | \$ - | \$ - | \$ - |
| Other | \$ - | \$ - | \$ - | \$ - | \$ - |
| Total Budgeted Expenditures | \$ 1,060,087 | \$ 600,877 | \$ 188,154 | \$ 373,847 | \$ 2,222,965 |

Sul Ross State University

TABLE E
Student Services and Activities Financed by Student Services Fees
Estimated Revenue, Fund Balances and Budgeted Expenditures

| | FY 2020 | | FY 2021 | | Variance | | Note |
|---|-----------------|---------|-----------------|---------|----------|-----------|----------|
| | APPROVED BUDGET | | PROPOSED BUDGET | | DOLLAR | PERCENT | |
| Student Services Fee per Semester Credit Hour | \$ | 22 | \$ | 22.00 | \$ | - | -% |
| Student Services Fee Fund Balance at Beginning of Year (Net of Encumbrances) | \$ | 228,553 | \$ | 600,000 | \$ | 371,447 | 162.52 % |
| Forecasted Revenue: | | | | | | | |
| SSF Revenue | \$ | 738,000 | \$ | 564,770 | \$ | (173,230) | (23.47)% |
| Revenue Earned from Activities | \$ | 6,000 | \$ | 5,000 | \$ | (1,000) | (16.67)% |
| Interest Revenue | \$ | 2,000 | \$ | 2,000 | \$ | - | -% |
| Transfer In | \$ | - | \$ | - | \$ | - | -% |
| Total Forecasted Revenue: | \$ | 746,000 | \$ | 571,770 | \$ | (174,230) | (23.36)% |
| Budgeted Student Service Fee Expenditures: | | | | | | | |
| 1. Textbook Rentals | \$ | - | \$ | - | \$ | - | -% |
| 2. Recreational Activities | \$ | 23,606 | \$ | 23,606 | \$ | - | -% |
| 3. Health and Hospital Services | \$ | - | \$ | - | \$ | - | -% |
| 4. Medical Services | \$ | - | \$ | - | \$ | - | -% |
| 5. Intramural and Intercollegiate Athletics | \$ | - | \$ | - | \$ | - | -% |
| 6. Artists and Lecture Series | \$ | - | \$ | - | \$ | - | -% |
| 7. Cultural Entertainment Series | \$ | 25,582 | \$ | 25,582 | \$ | - | -% |
| 8. Debating and Oratorical Activities | \$ | - | \$ | - | \$ | - | -% |
| 9. Student Publications | \$ | 47,450 | \$ | 47,450 | \$ | - | -% |
| 10. Student Government | \$ | 12,450 | \$ | 12,450 | \$ | - | -% |
| 11. Student Fee Advisory Committee | \$ | - | \$ | - | \$ | - | -% |
| 12. Student Transportation Services Other Than Those in TEC 54.504, 511, 512, 513 | \$ | - | \$ | - | \$ | - | -% |
| 13. Other (See Detail Below) | \$ | 636,912 | \$ | 636,912 | \$ | - | -% |
| Total Budgeted Expenditures | \$ | 746,000 | \$ | 746,000 | \$ | - | -% |
| Estimated Student Services Fee Fund Balance at End of Year | \$ | 228,553 | \$ | 425,770 | \$ | 197,217 | 86.29 % |

Student Services Advisory Committee Meeting:

07/29/2020

Sul Ross State University

TABLE E

**Student Services and Activities Financed by Student Services Fees
Estimated Revenue, Fund Balances and Budgeted Expenditures**

| | | | | | | |
|--|-----------|----------------|-----------|----------------|-----------|----------|
| Detail of Other: | | | | | | |
| Advising and Orientation | \$ | 150,097 | \$ | 150,097 | \$ | - |
| Ambassadors | \$ | 20,000 | \$ | 20,000 | \$ | - |
| Bank Service Charges | \$ | 10,500 | \$ | 10,500 | \$ | - |
| Counseling Center | \$ | 170,191 | \$ | 170,191 | \$ | - |
| Excet Review Course | \$ | 23,500 | \$ | 23,500 | \$ | - |
| Freshman Leadership | \$ | 28,000 | \$ | 28,000 | \$ | - |
| Homecoming | \$ | 5,000 | \$ | 5,000 | \$ | - |
| Lobo Comic Con | \$ | 2,010 | \$ | 2,010 | \$ | - |
| Intercollegiate Rodeo | \$ | 95,266 | \$ | 95,266 | \$ | - |
| Intercollegiate Rodeo NIRA Event | \$ | 34,000 | \$ | 34,000 | \$ | - |
| Student Advisory Board | \$ | 6,000 | \$ | 6,000 | \$ | - |
| Student Development | \$ | 67,450 | \$ | 67,450 | \$ | - |
| Student Support Services | \$ | 2,000 | \$ | 2,000 | \$ | - |
| Student Service Fee Contingency | \$ | 13,898 | \$ | 13,898 | \$ | - |
| Undergraduate Travel and Funds for Organizations | \$ | 9,000 | \$ | 9,000 | \$ | - |
| Total Other | \$ | 636,912 | \$ | 636,912 | \$ | - |

Sul Ross State University

Table F
Matrix of Budgeted Operating Expenses

| | Instruction | Research | Public Service | Academic Support | Student Services | Institutional Support | Operation & Maintenance of Plant | Scholarships/ Fellowships | Auxiliary | Total Expenses |
|---------------------|---------------------|-------------------|-----------------------|-------------------------|-------------------------|------------------------------|---|----------------------------------|---------------------|-----------------------|
| Salary | \$ 6,042,140 | \$ 414,229 | \$ 222,592 | \$ 1,323,893 | \$ 1,169,164 | \$ 2,749,594 | \$ 3,758,452 | \$ - | \$ 1,987,000 | \$ 17,667,064 |
| Benefits | \$ 1,707,772 | \$ 117,079 | \$ 62,914 | \$ 374,190 | \$ 330,457 | \$ 777,155 | \$ 1,623,915 | \$ - | \$ 475,000 | \$ 5,468,482 |
| Travel | \$ 114,300 | \$ 11,500 | \$ 5,000 | \$ 66,100 | \$ 67,000 | \$ 146,700 | \$ 26,000 | \$ - | \$ 198,617 | \$ 635,217 |
| O&M | \$ 332,337 | \$ 9,000 | \$ 20,000 | \$ 432,718 | \$ 259,400 | \$ 689,180 | \$ 378,500 | \$ - | \$ 520,137 | \$ 2,641,272 |
| Utilities | \$ - | \$ - | \$ - | \$ - | \$ - | \$ 456,597 | \$ 938,000 | \$ - | \$ 369,000 | \$ 1,763,597 |
| Capital | \$ - | \$ - | \$ - | \$ - | \$ - | \$ - | \$ - | \$ - | \$ 53,000 | \$ 53,000 |
| Other | \$ - | \$ - | \$ - | \$ - | \$ - | \$ - | \$ - | \$ - | \$ - | \$ - |
| Total Budget | \$ 8,196,549 | \$ 551,808 | \$ 310,506 | \$ 2,196,901 | \$ 1,826,021 | \$ 4,819,226 | \$ 6,724,867 | \$ - | \$ 3,602,754 | \$ 28,228,632 |

Sul Ross State University

Recapitulation of Budgeted Revenues, Expenditures, Transfers, and Use of Reserves For Fiscal Year Ending 2021

| | Estimated Revenues | Transfers In | Budgeted Use of Reserves | Total Budgeted Sources | Budgeted Expenditures | Transfers Out | Total Budgeted Uses | Net Transfers * |
|-----------------------|-----------------------|-------------------|--------------------------------|------------------------------|--------------------------|-----------------------|---------------------------|-----------------------|
| Educational & General | \$ 18,701,158 | \$ - | \$ - | \$ 18,701,158 | \$ (16,890,008) | \$ (1,811,150) | \$ (18,701,158) | \$ (1,811,150) |
| Designated | \$ 7,693,207 | \$ 317,663 | \$ - | \$ 8,010,870 | \$ (7,735,870) | \$ (275,000) | \$ (8,010,870) | \$ 42,663 |
| Auxiliary Enterprises | \$ 5,084,203 | \$ - | \$ 174,230 | \$ 5,258,433 | \$ (3,602,754) | \$ (1,655,679) | \$ (5,258,433) | \$ (1,655,679) |
| Total | \$ 31,478,568 | \$ 317,663 | \$ 174,230 | \$ 31,970,461 | \$ (28,228,632) | \$ (3,741,829) | \$ (31,970,461) | \$ (3,424,166) |

Sul Ross State University - Rio Grande College

Budget Summary

| | FY 2020 | | FY 2021 | | Variance | |
|-------------------------------|----------------------|--|---------------------|--|---------------------|----------------|
| | APPROVED BUDGET | | PROPOSED BUDGET | | DOLLAR | PERCENT |
| Revenues | | | | | | |
| Tuition and Fees | \$ 3,220,932 | | \$ 3,102,738 | | \$ (118,194) | (3.67)% |
| State Appropriations | \$ 6,046,986 | | \$ 5,915,326 | | \$ (131,660) | (2.18)% |
| Sales and Services | \$ - | | \$ - | | - | -% |
| Other | \$ 61,500 | | \$ 61,500 | | - | -% |
| Operating Revenues | \$ 9,329,418 | | \$ 9,079,564 | | \$ (249,854) | (2.68)% |
| Transfers In | \$ 119,049 | | \$ 123,820 | | \$ 4,771 | 4.01 % |
| Budgeted Use of Fund Balance | \$ 455,598 | | \$ 355,165 | | \$ (100,433) | (22.04)% |
| Total Revenues | \$ 9,904,065 | | \$ 9,558,549 | | \$ (345,516) | (3.49)% |
| Expenditures | | | | | | |
| Instruction Support | \$ 2,593,794 | | \$ 2,433,795 | | \$ (159,999) | (6.17)% |
| Research / Organized Research | \$ - | | \$ - | | - | -% |
| Public Service | \$ 121,434 | | \$ 121,434 | | - | -% |
| Academic Support | \$ 670,403 | | \$ 605,403 | | \$ (65,000) | (9.70)% |
| Student Support | \$ 596,123 | | \$ 887,251 | | \$ 291,128 | 48.84 % |
| Institutional Support | \$ 3,076,614 | | \$ 3,579,918 | | \$ 503,304 | 16.36 % |
| Plant Support | \$ 1,492,318 | | \$ 1,096,245 | | \$ (396,073) | (26.54)% |
| Scholarships & Fellowships | \$ 52,000 | | \$ 123,820 | | \$ 71,820 | 138.12 % |
| Auxiliary Enterprises | \$ 517,914 | | \$ 517,914 | | - | -% |
| Operating Expenditures | \$ 9,120,600 | | \$ 9,365,780 | | \$ 245,180 | 2.69 % |
| Transfers Out | \$ 1,396,549 | | \$ 192,769 | | \$ (1,203,780) | (86.20)% |
| Total Expenditures | \$ 10,517,149 | | \$ 9,558,549 | | \$ (958,600) | (9.11)% |

Operating Expenditures by Natural Classification

| | FY 2020 | | FY 2021 | | Variance | |
|-------------------------------------|---------------------|--|---------------------|--|-------------------|---------------|
| | APPROVED BUDGET | | PROPOSED BUDGET | | DOLLAR | PERCENT |
| Salary & Wages | \$ 3,946,729 | | \$ 4,407,860 | | \$ 461,131 | 11.68 % |
| Payroll Related Costs | \$ 1,261,845 | | \$ 1,153,733 | | \$ (108,112) | (8.57)% |
| Travel | \$ 298,250 | | \$ 258,250 | | \$ (40,000) | (13.41)% |
| Operations & Maintenance | \$ 2,191,445 | | \$ 3,545,937 | | \$ 1,354,492 | 61.81 % |
| Utilities | \$ 951,593 | | \$ - | | \$ (951,593) | (100.00)% |
| Capital | \$ 410,738 | | \$ - | | \$ (410,738) | (100.00)% |
| Other | \$ 60,000 | | \$ - | | \$ (60,000) | (100.00)% |
| Total Operating Expenditures | \$ 9,120,600 | | \$ 9,365,780 | | \$ 245,180 | 2.69 % |

Sul Ross State University - Rio Grande College

Table A 1
Educational and General Funds
Revenues and Transfers

| | FY 2020 | | FY 2021 | | Variance | | Note | |
|----------------------------------|-----------------|-----------|-----------------|-----------|----------|-----------|---------|-----|
| | APPROVED BUDGET | | PROPOSED BUDGET | | DOLLAR | PERCENT | | |
| Total Statutory Tuition and Fees | \$ | 825,000 | \$ | 772,150 | \$ | (52,850) | (6.41)% | |
| State Appropriation | | | | | | | | |
| Bill Pattern General Revenue | \$ | 5,035,990 | \$ | 4,783,998 | \$ | (251,992) | (5.00)% | (1) |
| Benefits | \$ | 600,258 | \$ | 658,438 | \$ | 58,180 | 9.69 % | |
| Higher Education Fund | \$ | 410,738 | \$ | 472,890 | \$ | 62,152 | 15.13 % | |
| Hazlewood Reimbursement | \$ | - | \$ | - | \$ | - | - % | |
| Other | \$ | - | \$ | - | \$ | - | - % | |
| Total State Appropriations | \$ | 6,046,986 | \$ | 5,915,326 | \$ | (131,660) | (2.18)% | |
| Other Revenue | \$ | 60,500 | \$ | 60,500 | \$ | - | - % | |
| Total Revenues | \$ | 6,932,486 | \$ | 6,747,976 | \$ | (184,510) | (2.66)% | |
| Transfers In | | | | | | | | |
| Designated Tuition | \$ | - | \$ | - | \$ | - | - % | |
| Technology Service Fee | \$ | - | \$ | - | \$ | - | - % | |
| Other | \$ | - | \$ | - | \$ | - | - % | |
| Total Transfers In | \$ | - | \$ | - | \$ | - | - % | |
| Budgeted Fund Balances | \$ | - | \$ | - | \$ | - | - % | |
| Total Budgeted Funds | \$ | 6,932,486 | \$ | 6,747,976 | \$ | (184,510) | (2.66)% | |

Sul Ross State University - Rio Grande College

Table A 1
Educational and General Funds
Revenues and Transfers

| NOTE | ITEM DESCRIPTION | AMOUNT CHANGED | EXPLANATION |
|-------------|------------------------------|---------------------------|-----------------------------|
| (1) | Bill Pattern General Revenue | \$ (251,992) | 5% Reduction by Legislature |

Sul Ross State University - Rio Grande College

Table A 2
Educational and General Funds
Budgeted Expenditures

| | FY 2020 | | FY 2021 | | Variance | | Note | |
|--|-----------------|------------------|-----------------|------------------|-----------|--------------------|-----------------|-----|
| | APPROVED BUDGET | | PROPOSED BUDGET | | DOLLAR | PERCENT | | |
| Instruction Support | \$ | 2,369,894 | \$ | 2,209,895 | \$ | (159,999) | (6.75)% | |
| Research / Organized Research | \$ | - | \$ | - | \$ | - | - | |
| Public Service | \$ | 121,434 | \$ | 121,434 | \$ | - | - | |
| Academic Support | \$ | 530,203 | \$ | 405,203 | \$ | (125,000) | (23.58)% | |
| Student Service Support | \$ | 412,173 | \$ | 411,173 | \$ | (1,000) | (0.24)% | |
| Institutional Support | \$ | 1,699,008 | \$ | 2,380,206 | \$ | 681,198 | 40.09 % | (1) |
| Plant Support | \$ | 480,725 | \$ | 1,096,245 | \$ | 615,520 | 128.04 % | (2) |
| Scholarships & Fellowships | \$ | - | \$ | - | \$ | - | - | |
| Total Expenditures | \$ | 5,613,437 | \$ | 6,624,156 | \$ | 1,010,719 | 18.01 % | |
| Transfers Out | | | | | | | | |
| TPEG | \$ | 119,049 | \$ | 123,820 | \$ | 4,771 | 4.01 % | |
| TRB Debt Service | \$ | - | \$ | - | \$ | - | - | |
| HEF - Debt Service | \$ | - | \$ | - | \$ | - | - | |
| HEF - Plant | \$ | - | \$ | - | \$ | - | - | |
| Other | \$ | 1,200,000 | \$ | - | \$ | (1,200,000) | (100.00)% | (3) |
| Total Transfers Out | \$ | 1,319,049 | \$ | 123,820 | \$ | (1,195,229) | (90.61)% | |
| Total Budgeted Expenditures & Transfers Out | \$ | 6,932,486 | \$ | 6,747,976 | \$ | (184,510) | (2.66)% | |

Sul Ross State University - Rio Grande College

Table A 2
Educational and General Funds
Budgeted Expenditures

| NOTE | ITEM DESCRIPTION | AMOUNT CHANGED | EXPLANATION |
|-------------|-------------------------|---------------------------|---------------------------------------|
| (1) | Institutional Support | \$ 805,018 | Changed presentation basis from FY 20 |
| (2) | Plant Support | \$ 615,520 | Changed presentation basis from FY 20 |
| (3) | Other | \$ (1,200,000) | Changed presentation basis from FY 20 |

Sul Ross State University - Rio Grande College

**Table B 1
Designated Funds
Revenues and Transfers**

| | FY 2020 | | FY 2021 | | Variance | | Note |
|---------------------------------------|-----------------|------------------|-----------------|------------------|-----------|------------------|----------------|
| | APPROVED BUDGET | | PROPOSED BUDGET | | DOLLAR | PERCENT | |
| Tuition and Fees | | | | | | | |
| Designated Tuition | \$ | 1,511,106 | \$ | 1,390,895 | \$ | (120,211) | (7.96)% |
| Institutional Services Fee | \$ | - | \$ | - | - | - | -% |
| Advising Fee | \$ | - | \$ | - | - | - | -% |
| Technology Use / Computer Service Fee | \$ | 391,925 | \$ | 346,313 | \$ | (45,612) | (11.64)% |
| Environmental Service Fee | \$ | - | \$ | - | - | - | -% |
| ID / One-Card Fee | \$ | - | \$ | - | - | - | -% |
| Library Fee | \$ | 31,198 | \$ | 26,296 | \$ | (4,902) | (15.71)% |
| International Education Fee | \$ | 2,303 | \$ | 1,577 | \$ | (726) | (31.52)% |
| Student Publication Fee | \$ | - | \$ | - | - | - | -% |
| Academic Program Fees | \$ | - | \$ | - | - | - | -% |
| Distance Learning Fee | \$ | 220,400 | \$ | 344,758 | \$ | 124,358 | 56.42 % |
| Records Fee | \$ | - | \$ | - | - | - | -% |
| Recreation Fee | \$ | - | \$ | - | - | - | -% |
| University Center Fee | \$ | - | \$ | - | - | - | -% |
| International Study Fee | \$ | - | \$ | - | - | - | -% |
| Repeat Fee | \$ | - | \$ | - | - | - | -% |
| Other | \$ | 59,000 | \$ | 59,000 | \$ | - | -% |
| Total Tuition and Fees | \$ | 2,215,932 | \$ | 2,168,839 | \$ | (47,093) | (2.13)% |
| Investment Income | \$ | - | \$ | - | - | - | -% |
| Other Revenue | \$ | - | \$ | - | - | - | -% |
| Total Revenues | \$ | 2,215,932 | \$ | 2,168,839 | \$ | (47,093) | (2.13)% |
| Transfers In | | | | | | | |
| TPEG | \$ | 119,049 | \$ | 123,820 | \$ | 4,771 | 4.01 % |
| Auxiliary Funds | \$ | - | \$ | - | - | - | -% |
| Other | \$ | - | \$ | - | - | - | -% |
| Total Transfers In | \$ | 119,049 | \$ | 123,820 | \$ | 4,771 | 4.01 % |
| Budgeted Fund Balances | \$ | 118,684 | \$ | - | \$ | (118,684) | (100.00)% |
| Total Budgeted Funds | \$ | 2,453,665 | \$ | 2,292,659 | \$ | (161,006) | (6.56)% |

Sul Ross State University - Rio Grande College

**Table B 2
Designated Funds
Budgeted Expenditures**

| | FY 2020 | | FY 2021 | | Variance | | Note |
|--|---------------------|--|---------------------|--|---------------------|-----------------|------|
| | APPROVED BUDGET | | PROPOSED BUDGET | | DOLLAR | PERCENT | |
| Instruction Support | \$ 223,900 | | \$ 223,900 | | \$ - | - % | |
| Research / Organized Research | \$ - | | \$ - | | \$ - | - % | |
| Public Service | \$ - | | \$ - | | \$ - | - % | |
| Academic Support | \$ 140,200 | | \$ 200,200 | | \$ 60,000 | 42.80 % | |
| Student Support | \$ 183,950 | | \$ 476,078 | | \$ 292,128 | 158.81 % | (1) |
| Institutional Support | \$ 1,377,606 | | \$ 1,199,712 | | \$ (177,894) | (12.91)% | |
| Plant Support | \$ 1,011,593 | | \$ - | | \$ (1,011,593) | (100.00)% | (2) |
| Scholarships & Fellowships | \$ 52,000 | | \$ 123,820 | | \$ 71,820 | 138.12 % | |
| Total Expenditures | \$ 2,989,249 | | \$ 2,223,710 | | \$ (765,539) | (25.61)% | |
| Transfers Out | | | | | | | |
| System Assessment | \$ 77,500 | | \$ 68,949 | | \$ (8,551) | (11.03)% | |
| Debt Service | \$ - | | \$ - | | \$ - | - % | |
| E&G | \$ - | | \$ - | | \$ - | - % | |
| Auxiliary | \$ - | | \$ - | | \$ - | - % | |
| Other | \$ - | | \$ - | | \$ - | - % | |
| Total Transfers Out | \$ 77,500 | | \$ 68,949 | | \$ (8,551) | (11.03)% | |
| Total Budgeted Expenditures & Transfers Out | \$ 3,066,749 | | \$ 2,292,659 | | \$ (774,090) | (25.24)% | |

Sul Ross State University - Rio Grande College

Table B 2 Designated Funds Budgeted Expenditures

| NOTE | ITEM DESCRIPTION | AMOUNT CHANGED | EXPLANATION |
|-------------|-------------------------|---------------------------|---|
| (1) | Student Support | \$ 292,128 | Expenditures reallocated to the correct NACUBO function |
| (2) | Plant Support | \$ (1,011,593) | Changed presentation basis from FY 20 |

Sul Ross State University - Rio Grande College

**Table C 1
Auxiliary Funds
Revenues and Transfers**

| | | FY 2020 | FY 2021 | Variance | | Note |
|---------------------------------|-----------|-----------------|-------------------|--------------------|-----------------|----------|
| | | APPROVED BUDGET | PROPOSED BUDGET | DOLLAR | PERCENT | |
| Fees | | | | | | |
| Athletic Fee | \$ | - | \$ - | - | - | % |
| Medical Service Fee | \$ | - | \$ - | - | - | % |
| Student Service Fee | \$ | 180,000 | \$ 161,749 | \$ (18,251) | (10.14)% | |
| Recreational Sport Fee | \$ | - | \$ - | - | - | % |
| Student Center Fee | \$ | - | \$ - | - | - | % |
| Student Bus Fee | \$ | - | \$ - | - | - | % |
| ID Card Fee | \$ | - | \$ - | - | - | % |
| Other | \$ | - | \$ - | - | - | % |
| Total Fees | \$ | 180,000 | \$ 161,749 | \$ (18,251) | (10.14)% | |
| Sales and Services | | | | | | |
| Housing | \$ | - | \$ - | - | - | % |
| Dining | \$ | - | \$ - | - | - | % |
| Parking | \$ | - | \$ - | - | - | % |
| Athletics | \$ | - | \$ - | - | - | % |
| Bookstore | \$ | - | \$ - | - | - | % |
| Other | \$ | - | \$ - | - | - | % |
| Total Sales and Services | \$ | - | \$ - | - | - | % |
| Investment Income | \$ | 1,000 | \$ 1,000 | - | - | % |
| Other Income | \$ | - | \$ - | - | - | % |
| Total Revenues | \$ | 181,000 | \$ 162,749 | \$ (18,251) | (10.08)% | |
| Transfers In | | | | | | |
| Designated Tuition | \$ | - | \$ - | - | - | % |
| Other | \$ | - | \$ - | - | - | % |
| Total Transfers In | \$ | - | \$ - | - | - | % |
| Budgeted Fund Balances | \$ | 336,914 | \$ 355,165 | 18,251 | 5.42 | % |
| Total Budgeted Funds | \$ | 517,914 | \$ 517,914 | - | - | % |

Sul Ross State University - Rio Grande College

**Table C 2
Auxiliary Funds
Budgeted Expenditures**

| | FY 2020 | | FY 2021 | | Variance | | Note |
|--|-----------------|----------------|-----------------|----------------|-----------|----------|-----------|
| | APPROVED BUDGET | | PROPOSED BUDGET | | DOLLAR | PERCENT | |
| Athletic Fee | \$ | - | \$ | - | \$ | - | -% |
| Medical Service Fee | \$ | - | \$ | - | \$ | - | -% |
| Student Service Fee | \$ | 517,914 | \$ | 517,914 | \$ | - | -% |
| Recreational Sport Fee | \$ | - | \$ | - | \$ | - | -% |
| Student Center Fee | \$ | - | \$ | - | \$ | - | -% |
| Student Bus Fee | \$ | - | \$ | - | \$ | - | -% |
| ID Card Fee | \$ | - | \$ | - | \$ | - | -% |
| Total Fee Based Expenditures | \$ | 517,914 | \$ | 517,914 | \$ | - | -% |
| | | | | | | | |
| Housing | \$ | - | \$ | - | \$ | - | -% |
| Dining | \$ | - | \$ | - | \$ | - | -% |
| Parking | \$ | - | \$ | - | \$ | - | -% |
| Athletics | \$ | - | \$ | - | \$ | - | -% |
| Bookstore | \$ | - | \$ | - | \$ | - | -% |
| Other | \$ | - | \$ | - | \$ | - | -% |
| Total Sales & Services Based Expenditures | \$ | - | \$ | - | \$ | - | -% |
| | | | | | | | |
| Transfers Out | | | | | | | |
| Debt Service | | | | | | | |
| Medical Service | \$ | - | \$ | - | \$ | - | -% |
| Athletics | \$ | - | \$ | - | \$ | - | -% |
| Student Center | \$ | - | \$ | - | \$ | - | -% |
| Student Service | \$ | - | \$ | - | \$ | - | -% |
| Housing | \$ | - | \$ | - | \$ | - | -% |
| Dining | \$ | - | \$ | - | \$ | - | -% |
| Parking and Public Safety | \$ | - | \$ | - | \$ | - | -% |
| Recreational Sports | \$ | - | \$ | - | \$ | - | -% |
| Other | \$ | - | \$ | - | \$ | - | -% |
| Real Estate Rental | \$ | - | \$ | - | \$ | - | -% |
| Vending | \$ | - | \$ | - | \$ | - | -% |
| Designated Funds | \$ | - | \$ | - | \$ | - | -% |
| Other | \$ | - | \$ | - | \$ | - | -% |
| Total Transfers Out | \$ | - | \$ | - | \$ | - | -% |
| | | | | | | | |
| Total Budgeted Expenditures & Transfers Out | \$ | 517,914 | \$ | 517,914 | \$ | - | -% |

Sul Ross State University - Rio Grande College

TABLE E
Student Services and Activities Financed by Student Services Fees
Estimated Revenue, Fund Balances and Budgeted Expenditures

| | FY 2020 | | FY 2021 | | Variance | | Note |
|---|-------------------|--|-------------------|--|--------------------|-----------------|------|
| | APPROVED BUDGET | | PROPOSED BUDGET | | DOLLAR | PERCENT | |
| Student Services Fee per Semester Credit Hour | \$ 15.00 | | \$ 15.00 | | \$ - | - % | |
| Student Services Fee Fund Balance at Beginning of Year (Net of Encumbrances) | \$ 400,000 | | \$ 700,000 | | \$ 300,000 | 75.00 % | |
| Forecasted Revenue: | | | | | | | |
| SSF Revenue | \$ 180,000 | | \$ 161,749 | | \$ (18,251) | (10.14)% | |
| Revenue Earned from Activities | \$ - | | \$ - | | \$ - | - % | |
| Interest Revenue | \$ 1,000 | | \$ 1,000 | | \$ - | - % | |
| Transfer In | \$ - | | \$ - | | \$ - | - % | |
| Total Forecasted Revenue: | <u>\$ 181,000</u> | | <u>\$ 162,749</u> | | <u>\$ (18,251)</u> | <u>(10.08)%</u> | |
| Budgeted Student Service Fee Expenditures: | | | | | | | |
| 1. Textbook Rentals | \$ - | | \$ - | | \$ - | - % | |
| 2. Recreational Activities | \$ - | | \$ - | | \$ - | - % | |
| 3. Health and Hospital Services | \$ - | | \$ - | | \$ - | - % | |
| 4. Medical Services | \$ - | | \$ - | | \$ - | - % | |
| 5. Intramural and Intercollegiate Athletics | \$ - | | \$ - | | \$ - | - % | |
| 6. Artists and Lecture Series | \$ - | | \$ - | | \$ - | - % | |
| 7. Cultural Entertainment Series | \$ - | | \$ - | | \$ - | - % | |
| 8. Debating and Oratorical Activities | \$ - | | \$ - | | \$ - | - % | |
| 9. Student Publications | \$ - | | \$ - | | \$ - | - % | |
| 10. Student Government | \$ - | | \$ - | | \$ - | - % | |
| 11. Student Fee Advisory Committee | \$ - | | \$ - | | \$ - | - % | |
| 12. Student Transportation Services Other Than Those in TEC 54.504, 511, 512, 513 | \$ - | | \$ - | | \$ - | - % | |
| 13. Other (See Detail Below) | \$ 517,914 | | \$ 517,914 | | \$ - | - % | |
| Total Budgeted Expenditures | <u>\$ 517,914</u> | | <u>\$ 517,914</u> | | <u>\$ -</u> | <u>- %</u> | |
| Estimated Student Services Fee Fund Balance at End of Year | <u>\$ 63,086</u> | | <u>\$ 344,835</u> | | <u>\$ 281,749</u> | <u>446.61 %</u> | |

Student Services Advisory Committee Meeting:

07/30/2020

Sul Ross State University - Rio Grande College

TABLE E

**Student Services and Activities Financed by Student Services Fees
Estimated Revenue, Fund Balances and Budgeted Expenditures**

| | | | | | |
|------------------------------------|-----------|----------------|-----------|----------------|-----------------|
| Detail of Other: | | | | | |
| Bank Service Charges | \$ | 500 | \$ | 500 | \$ - - % |
| Leadership Retreat | \$ | - | \$ | - | \$ - - % |
| Advertising | \$ | 6,400 | \$ | 6,400 | \$ - - % |
| Student Academic Tools | \$ | 35,000 | \$ | 35,000 | \$ - - % |
| Student Development | \$ | 17,800 | \$ | 17,800 | \$ - - % |
| Student Mentors | \$ | - | \$ | - | \$ - - % |
| Student Organization Travel | \$ | - | \$ | - | \$ - - % |
| Student Services | \$ | 380,039 | \$ | 380,039 | \$ - - % |
| Student Copy Service | \$ | 10,000 | \$ | 10,000 | \$ - - % |
| Student Service Fee Contingency | \$ | - | \$ | - | \$ - - % |
| University Funds for Organizations | \$ | 12,000 | \$ | 12,000 | \$ - - % |
| Program Development | \$ | 24,800 | \$ | 24,800 | \$ - - % |
| Student Growth | \$ | 11,140 | \$ | 11,140 | \$ - - % |
| Student Government | \$ | 20,235 | \$ | 20,235 | \$ - - % |
| Provide Description | \$ | - | \$ | - | \$ - - % |
| Total Other | \$ | 517,914 | \$ | 517,914 | \$ - - % |

Sul Ross State University - Rio Grande College

Table F
Matrix of Budgeted Operating Expenses

| | Instruction | Research | Public Service | Academic Support | Student Services | Institutional Support | Operation & Maintenance of Plant | Scholarships/ Fellowships | Auxiliary | Total Expenses |
|---------------------|---------------------|-------------|-------------------|-------------------|---------------------|-----------------------|----------------------------------|---------------------------|-------------------|---------------------|
| Salary | \$ 2,209,895 | \$ - | \$ 121,434 | \$ 411,203 | \$ 733,380 | \$ 543,844 | \$ - | \$ - | \$ 388,104 | \$ 4,407,860 |
| Benefits | \$ 634,275 | \$ - | \$ 34,853 | \$ 118,022 | \$ 210,491 | \$ 156,092 | \$ - | \$ - | \$ - | \$ 1,153,733 |
| Travel | \$ 155,100 | \$ - | \$ - | \$ 36,000 | \$ 34,800 | \$ 4,350 | \$ - | \$ - | \$ 28,000 | \$ 258,250 |
| O&M | \$ 68,800 | \$ - | \$ - | \$ 158,200 | \$ 75,150 | \$ 1,834,912 | \$ 1,096,245 | \$ 210,820 | \$ 101,810 | \$ 3,545,937 |
| Utilities | \$ - | \$ - | \$ - | \$ - | \$ - | \$ - | \$ - | \$ - | \$ - | \$ - |
| Capital | \$ - | \$ - | \$ - | \$ - | \$ - | \$ - | \$ - | \$ - | \$ - | \$ - |
| Other | \$ - | \$ - | \$ - | \$ - | \$ - | \$ - | \$ - | \$ - | \$ - | \$ - |
| Total Budget | \$ 3,068,070 | \$ - | \$ 156,287 | \$ 723,425 | \$ 1,053,821 | \$ 2,539,198 | \$ 1,096,245 | \$ 210,820 | \$ 517,914 | \$ 9,365,780 |

Sul Ross State University - Rio Grande College

Recapitulation of Budgeted Revenues, Expenditures, Transfers, and Use of Reserves For Fiscal Year Ending 2021

| | Estimated Revenues | Transfers In | Budgeted Use of Reserves | Total Budgeted Sources | Budgeted Expenditures | Transfers Out | Total Budgeted Uses | Net Transfers * |
|-----------------------|-----------------------|-------------------|--------------------------------|------------------------------|--------------------------|---------------------|---------------------------|--------------------|
| Educational & General | \$ 6,747,976 | \$ - | \$ - | \$ 6,747,976 | \$ (6,624,156) | \$ (123,820) | \$ (6,747,976) | \$ (123,820) |
| Designated | \$ 2,168,839 | \$ 123,820 | \$ - | \$ 2,292,659 | \$ (2,223,710) | \$ (68,949) | \$ (2,292,659) | \$ 54,871 |
| Auxiliary Enterprises | \$ 162,749 | \$ - | \$ 355,165 | \$ 517,914 | \$ (517,914) | \$ - | \$ (517,914) | \$ - |
| Total | \$ 9,079,564 | \$ 123,820 | \$ 355,165 | \$ 9,558,549 | \$ (9,365,780) | \$ (192,769) | \$ (9,558,549) | \$ (68,949) |



DENISE M. TRAUTH
PRESIDENT

OFFICE OF THE PRESIDENT

phone 512.245.2121

fax 512.245.8088

601 UNIVERSITY DRIVE
SAN MARCOS, TEXAS 78666-4684

WWW.TXSTATE.EDU

July 10, 2020

Members of the Board of Regents
The Texas State University System

Dear Members of the Board of Regents:

The fiscal year 2021 Texas State University budget reflects an all-funds decrease of nearly \$39 million, or approximately five percent, versus fiscal year 2020. This is mainly attributable to decreases in formula funding, non-formula support funding, billable semester credit hours based on enrollment, and expected decreases to other income-generating activities like housing and dining. We are grateful to The Texas State University System in supporting the university as we navigate these uncharted waters.

The proposed budget for 2021 has been prepared using a projection for an eight percent decline in billable semester credit hours. This is offset, in part, by the tuition and fee rates previously approved by the Board of Regents which included a 2.6 percent tuition and fee increase and implementation of undergraduate differential tuition in the College of Science and Engineering and the McCoy College of Business Administration. The necessary budget reductions have been achieved through strategic and concerted cost-saving efforts across the university.

We continue to invest in our future, even during tight budget times. This budget includes additional funding for the implementation of new academic programs. Those include a Master of Science in Quantitative Finance and Economics, a Master of Science in Construction Management, a Ph.D. in Computer Science, a Bachelor of Science in Civil Engineering, and several others at a combined cost of over \$2.1 million.

Consistent with prior years, Texas State is third in the state in terms of the number of applications for admission that we receive from high school students. That continued popularity with soon-to-be freshmen in conjunction with new enrollment initiatives makes us optimistic that we will be back to overall enrollment growth in the near future. However, our plan for growth will not start this year as there remains a challenging recruiting environment during these unprecedented times.

As a university with thousands of veterans and their family members currently enrolled, we fully support the spirit of the Hazlewood Act. In fact, Texas State has the highest number of Hazlewood program participants of any university in Texas. However, this largely unfunded mandate continues to place a significant burden on the university. We will waive more than \$21 million in tuition and fees under this program in FY 2020 alone while receiving only a little more than \$2 million from the state to help offset that loss. This continues to place a significant, and increasing, drain on our resources.

Flexibility has and will continue to be critical as we plan and adjust university operations in the face of the COVID-19 pandemic. Texas State remains committed to making decisions regarding university operations that reflect our commitment to health and safety and our educational mission.

These are uncertain times, but, even now, Texas State has a bright future. With all the challenges over the past several months and those that will inevitably arise in the future, we are particularly thankful to you, our Board members, for your ongoing support. Your leadership has been instrumental in allowing us to make tremendous progress in moving the university forward, progressing toward National Research University status, and ensuring a world class education for our students.

Sincerely,



Denise M. Trauth
President



Eric Algoe
Vice President for Finance and Support Services

Enclosure

xc: Chancellor Brian McCall

Texas State University

Budget Summary

| | FY 2020 | | FY 2021 | | Variance | |
|-------------------------------|-----------------------|--|-----------------------|--|------------------------|----------------|
| | APPROVED BUDGET | | PROPOSED BUDGET | | DOLLAR | PERCENT |
| Revenues | | | | | | |
| Tuition and Fees | \$ 374,210,300 | | \$ 353,931,137 | | \$ (20,279,163) | (5.42)% |
| State Appropriations | \$ 185,697,705 | | \$ 180,751,928 | | \$ (4,945,777) | (2.66)% |
| Sales and Services | \$ 87,126,000 | | \$ 82,535,570 | | \$ (4,590,430) | (5.27)% |
| Other | \$ 28,120,453 | | \$ 21,017,153 | | \$ (7,103,300) | (25.26)% |
| Operating Revenues | \$ 675,154,458 | | \$ 638,235,788 | | \$ (36,918,670) | (5.47)% |
| Transfers In | \$ 70,443,266 | | \$ 67,284,363 | | \$ (3,158,903) | (4.48)% |
| Budgeted Use of Fund Balance | \$ - | | \$ 2,570,959 | | \$ 2,570,959 | 100.00 % |
| Total Revenues | \$ 745,597,724 | | \$ 708,091,110 | | \$ (37,506,614) | (5.03)% |
| Expenditures | | | | | | |
| Instruction Support | \$ 217,410,433 | | \$ 199,988,381 | | \$ (17,422,052) | (8.01)% |
| Research / Organized Research | \$ 22,557,420 | | \$ 27,100,267 | | \$ 4,542,847 | 20.14 % |
| Public Service | \$ 7,080,583 | | \$ 938,098 | | \$ (6,142,485) | (86.75)% |
| Academic Support | \$ 54,173,964 | | \$ 51,084,035 | | \$ (3,089,928) | (5.70)% |
| Student Support | \$ 16,351,320 | | \$ 16,474,591 | | \$ 123,271 | 0.75 % |
| Institutional Support | \$ 58,889,125 | | \$ 56,591,976 | | \$ (2,297,150) | (3.90)% |
| Plant Support | \$ 47,636,356 | | \$ 45,609,542 | | \$ (2,026,814) | (4.25)% |
| Scholarships & Fellowships | \$ 43,451,685 | | \$ 43,040,765 | | \$ (410,919) | (0.95)% |
| Auxiliary Enterprises | \$ 115,944,603 | | \$ 107,144,482 | | \$ (8,800,120) | (7.59)% |
| Operating Expenditures | \$ 583,495,489 | | \$ 547,972,137 | | \$ (35,523,352) | (6.09)% |
| Transfers Out | \$ 162,102,234 | | \$ 160,118,973 | | \$ (1,983,262) | (1.22)% |
| Total Expenditures | \$ 745,597,723 | | \$ 708,091,110 | | \$ (37,506,613) | (5.03)% |

Operating Expenditures by Natural Classification

| | FY 2020 | | FY 2021 | | Variance | |
|-------------------------------------|-----------------------|--|-----------------------|--|------------------------|----------------|
| | APPROVED BUDGET | | PROPOSED BUDGET | | DOLLAR | PERCENT |
| Salary & Wages | \$ 285,546,859 | | \$ 266,101,125 | | \$ (19,445,733) | (6.81)% |
| Payroll Related Costs | \$ 83,170,568 | | \$ 82,803,453 | | \$ (367,115) | (0.44)% |
| Travel | \$ 7,650,768 | | \$ 5,362,935 | | \$ (2,287,833) | (29.90)% |
| Operations & Maintenance | \$ 165,473,942 | | \$ 153,281,131 | | \$ (12,192,811) | (7.37)% |
| Utilities | \$ 33,621,270 | | \$ 31,899,005 | | \$ (1,722,265) | (5.12)% |
| Capital | \$ 8,032,082 | | \$ 8,524,488 | | \$ 492,406 | 6.13 % |
| Other | \$ - | | \$ - | | \$ - | -% |
| Total Operating Expenditures | \$ 583,495,489 | | \$ 547,972,137 | | \$ (35,523,352) | (6.09)% |

Texas State University

Table A 1
Educational and General Funds
Revenues and Transfers

| | FY 2020 | | FY 2021 | | Variance | | Note | |
|----------------------------------|-----------------|-------------|-----------------|-------------|----------|--------------|----------|-----|
| | APPROVED BUDGET | | PROPOSED BUDGET | | DOLLAR | PERCENT | | |
| Total Statutory Tuition and Fees | \$ | 55,591,000 | \$ | 50,798,095 | \$ | (4,792,905) | (8.62)% | (1) |
| State Appropriation | | | | | | | | |
| Bill Pattern General Revenue | \$ | 120,823,108 | \$ | 115,433,608 | \$ | (5,389,500) | (4.46)% | |
| Benefits | \$ | 26,711,842 | \$ | 26,711,842 | \$ | - | - % | |
| Higher Education Fund | \$ | 37,162,755 | \$ | 37,606,478 | \$ | 443,723 | 1.19 % | |
| Hazlewood Reimbursement | \$ | 1,000,000 | \$ | 1,000,000 | \$ | - | - % | |
| Other | \$ | - | \$ | - | \$ | - | - % | |
| Total State Appropriations | \$ | 185,697,705 | \$ | 180,751,928 | \$ | (4,945,777) | (2.66)% | |
| Other Revenue | \$ | 1,730,000 | \$ | 1,064,500 | \$ | (665,500) | (38.47)% | (2) |
| Total Revenues | \$ | 243,018,705 | \$ | 232,614,523 | \$ | (10,404,182) | (4.28)% | |
| Transfers In | | | | | | | | |
| Designated Tuition | \$ | 55,794,524 | \$ | 53,638,044 | \$ | (2,156,480) | (3.87)% | |
| Technology Service Fee | \$ | - | \$ | - | \$ | - | - % | |
| Other | \$ | - | \$ | - | \$ | - | - % | |
| Total Transfers In | \$ | 55,794,524 | \$ | 53,638,044 | \$ | (2,156,480) | (3.87)% | |
| Budgeted Fund Balances | \$ | - | \$ | - | \$ | - | - % | |
| Total Budgeted Funds | \$ | 298,813,229 | \$ | 286,252,567 | \$ | (12,560,662) | (4.20)% | |

Texas State University

Table A 1
Educational and General Funds
Revenues and Transfers

| NOTE | ITEM DESCRIPTION | AMOUNT CHANGED | EXPLANATION |
|-------------|----------------------------------|---------------------------|---|
| (1) | Total Statutory Tuition and Fees | \$ (4,792,905) | Reduction due to anticipated enrollment decline from COVID-19 |
| (2) | Other Revenue | \$ (665,500) | Reduction due to anticipated loss of revenue from COVID-19 |

Texas State University

Table A 2
Educational and General Funds
Budgeted Expenditures

| | FY 2020 | | FY 2021 | | Variance | | Note | |
|--|-----------------|--------------------|-----------------|--------------------|-----------|---------------------|----------------|-----|
| | APPROVED BUDGET | | PROPOSED BUDGET | | DOLLAR | PERCENT | | |
| Instruction Support | \$ | 186,173,592 | \$ | 173,291,275 | \$ | (12,882,317) | (6.92)% | (1) |
| Research / Organized Research | \$ | 12,594,164 | \$ | 19,172,849 | \$ | 6,578,685 | 52.24 % | (2) |
| Public Service | \$ | 6,005,583 | \$ | 170,222 | \$ | (5,835,362) | (97.17)% | (3) |
| Academic Support | \$ | 11,205,178 | \$ | 11,775,026 | \$ | 569,847 | 5.09 % | (4) |
| Student Service Support | \$ | 7,053,896 | \$ | 7,437,432 | \$ | 383,537 | 5.44 % | (5) |
| Institutional Support | \$ | 2,657,659 | \$ | 2,640,276 | \$ | (17,384) | (0.65)% | |
| Plant Support | \$ | 13,372,235 | \$ | 12,800,945 | \$ | (571,290) | (4.27)% | |
| Scholarships & Fellowships | \$ | 502,000 | \$ | 454,261 | \$ | (47,739) | (9.51)% | |
| Total Expenditures | \$ | 239,564,309 | \$ | 227,742,286 | \$ | (11,822,023) | (4.93)% | |
| Transfers Out | | | | | | | | |
| TPEG | \$ | 6,878,942 | \$ | 6,307,400 | \$ | (571,542) | (8.31)% | (6) |
| TRB Debt Service | \$ | 17,369,676 | \$ | 16,777,480 | \$ | (592,196) | (3.41)% | |
| HEF - Debt Service | \$ | 5,174,037 | \$ | 5,566,310 | \$ | 392,273 | 7.58 % | (7) |
| HEF - Plant | \$ | 29,826,265 | \$ | 29,859,091 | \$ | 32,826 | 0.11 % | |
| Other | \$ | - | \$ | - | \$ | - | - % | |
| Total Transfers Out | \$ | 59,248,920 | \$ | 58,510,281 | \$ | (738,639) | (1.25)% | |
| Total Budgeted Expenditures & Transfers Out | \$ | 298,813,229 | \$ | 286,252,567 | \$ | (12,560,662) | (4.20)% | |

Texas State University

Table A 2
Educational and General Funds
Budgeted Expenditures

| NOTE | ITEM DESCRIPTION | AMOUNT CHANGED | EXPLANATION |
|------|--------------------------------|-------------------|--|
| (1) | Instruction | \$ (12,882,317) | Reduction in operating budget and travel budget, and delimitation of vacant positions due to anticipated revenue loss from COVID-19 |
| (2) | Research/Organized Research | \$ 6,578,685 | Texas School Safety Center was reclassified from Public Service to Research |
| (3) | Public Service | \$ (5,835,362) | Texas School Safety Center was reclassified to Research from Public Service |
| (4) | Academic Support | \$ 569,847 | Net of increase in HEF allocation for Library Acquisitions and reduction in operating budget and travel budget, and delimitation of vacant positions due to anticipated revenue losses from COVID-19 |
| (5) | Student Service Support | \$ 383,537 | Increased funding for Admissions, Financial Aid, SLAC, Enrollment Management, and Registrar. |
| (6) | TPEG-Transfers Out | \$ (571,542) | Reduction in TPEG due to anticipated enrollment decline from COVID-19 |
| (7) | HEF-Debt Service-Transfers Out | \$ 392,273 | Increase due to additional debt service funded by HEF |

Texas State University

**Table B 1
Designated Funds
Revenues and Transfers**

| | FY 2020 | | FY 2021 | | Variance | | Note |
|---------------------------------------|-----------------|--------------------|-----------------|--------------------|-----------|---------------------|----------------|
| | APPROVED BUDGET | | PROPOSED BUDGET | | DOLLAR | PERCENT | |
| Tuition and Fees | | | | | | | |
| Designated Tuition | \$ | 214,691,000 | \$ | 207,721,176 | \$ | (6,969,824) | (3.25)% |
| Institutional Services Fee | \$ | - | \$ | - | - | - | -% |
| Advising Fee | \$ | 7,570,000 | \$ | 7,006,482 | \$ | (563,518) | (7.44)% (1) |
| Technology Use / Computer Service Fee | \$ | 14,536,000 | \$ | 13,345,285 | \$ | (1,190,715) | (8.19)% (2) |
| Environmental Service Fee | \$ | 82,000 | \$ | 75,110 | \$ | (6,890) | (8.40)% |
| ID / One-Card Fee | \$ | - | \$ | - | - | - | -% |
| Library Fee | \$ | 11,570,000 | \$ | 10,626,303 | \$ | (943,697) | (8.16)% (3) |
| International Education Fee | \$ | 244,000 | \$ | 225,328 | \$ | (18,672) | (7.65)% |
| Student Publication Fee | \$ | 655,700 | \$ | 600,900 | \$ | (54,800) | (8.36)% |
| Academic Program Fees | \$ | - | \$ | - | - | - | -% |
| Distance Learning Fee | \$ | 5,159,400 | \$ | 5,169,600 | \$ | 10,200 | 0.20 % |
| Records Fee | \$ | - | \$ | - | - | - | -% |
| Recreation Fee | \$ | - | \$ | - | - | - | -% |
| University Center Fee | \$ | - | \$ | - | - | - | -% |
| International Study Fee | \$ | 5,412,000 | \$ | 3,977,800 | \$ | (1,434,200) | (26.50)% (4) |
| Repeat Fee | \$ | 1,556,000 | \$ | 1,556,000 | \$ | - | -% |
| Other | \$ | 4,961,000 | \$ | 4,769,990 | \$ | (191,010) | (3.85)% |
| Total Tuition and Fees | \$ | 266,437,100 | \$ | 255,073,974 | \$ | (11,363,126) | (4.26)% |
| | | | | | | | |
| Investment Income | \$ | 3,717,000 | \$ | 400,000 | \$ | (3,317,000) | (89.24)% (5) |
| Other Revenue | \$ | 21,186,453 | \$ | 19,385,653 | \$ | (1,800,800) | (8.50)% (6) |
| Total Revenues | \$ | 291,340,553 | \$ | 274,859,627 | \$ | (16,480,926) | (5.66)% |
| | | | | | | | |
| Transfers In | | | | | | | |
| TPEG | \$ | 6,878,942 | \$ | 6,307,400 | \$ | (571,542) | (8.31)% (7) |
| Auxiliary Funds | \$ | - | \$ | - | - | - | -% |
| Other | \$ | 341,000 | \$ | 369,495 | \$ | 28,495 | 8.36 % |
| Total Transfers In | \$ | 7,219,942 | \$ | 6,676,895 | \$ | (543,047) | (7.52)% |
| | | | | | | | |
| Budgeted Fund Balances | \$ | - | \$ | 320,711 | \$ | 320,711 | 100.00 % (8) |
| | | | | | | | |
| Total Budgeted Funds | \$ | 298,560,495 | \$ | 281,857,233 | \$ | (16,703,262) | (5.59)% |

Texas State University

Table B 1
Designated Funds
Revenues and Transfers

| NOTE | ITEM DESCRIPTION | AMOUNT CHANGED | EXPLANATION |
|------|-------------------------------------|-------------------|--|
| (1) | Advising Fee | \$ (563,518) | Reduction due to anticipated enrollment decline from COVID-19 |
| (2) | Technology Use/Computer Service Fee | \$ (1,190,715) | Reduction due to anticipated enrollment decline from COVID-19 |
| (3) | Library Fee | \$ (943,697) | Reduction due to anticipated enrollment decline from COVID-19 |
| (4) | International Study Fee | \$ (1,434,200) | Reduction due to anticipated enrollment decline from COVID-19 |
| (5) | Investment Income | \$ (3,317,000) | Reduction due to volatile interest rates from COVID-19 |
| (6) | Other Revenue | \$ (1,800,800) | Reduction due to anticipated loss of revenue from COVID-19 |
| (7) | TPEG-Transfer In | \$ (571,542) | Reduction due to anticipated enrollment decline from COVID-19 |
| (8) | Budgeted Fund Balances | \$ 320,711 | Projected use of reserves to offset shortfall for Advising Fee and Student Publication Fee |

Texas State University

**Table B 2
Designated Funds
Budgeted Expenditures**

| | FY 2020 | | FY 2021 | | Variance | | Note | |
|--|-----------------|--------------------|-----------------|--------------------|-----------|---------------------|----------------|-----|
| | APPROVED BUDGET | | PROPOSED BUDGET | | DOLLAR | PERCENT | | |
| Instruction Support | \$ | 31,236,841 | \$ | 26,697,106 | \$ | (4,539,735) | (14.53)% | (1) |
| Research / Organized Research | \$ | 9,963,255 | \$ | 7,927,417 | \$ | (2,035,838) | (20.43)% | (2) |
| Public Service | \$ | 1,075,000 | \$ | 767,877 | \$ | (307,123) | (28.57)% | (3) |
| Academic Support | \$ | 42,968,785 | \$ | 39,309,009 | \$ | (3,659,776) | (8.52)% | (4) |
| Student Support | \$ | 9,297,425 | \$ | 9,037,159 | \$ | (260,266) | (2.80)% | |
| Institutional Support | \$ | 56,231,466 | \$ | 53,951,700 | \$ | (2,279,766) | (4.05)% | |
| Plant Support | \$ | 34,264,121 | \$ | 32,808,597 | \$ | (1,455,524) | (4.25)% | |
| Scholarships & Fellowships | \$ | 42,949,685 | \$ | 42,586,504 | \$ | (363,180) | (0.85)% | |
| Total Expenditures | \$ | 227,986,577 | \$ | 213,085,369 | \$ | (14,901,209) | (6.54)% | |
| Transfers Out | | | | | | | | |
| System Assessment | \$ | 5,769,200 | \$ | 5,450,094 | \$ | (319,106) | (5.53)% | (5) |
| Debt Service | \$ | 3,191,394 | \$ | 3,069,807 | \$ | (121,587) | (3.81)% | |
| E&G | \$ | 55,794,524 | \$ | 53,638,044 | \$ | (2,156,480) | (3.87)% | |
| Auxiliary | \$ | 5,477,800 | \$ | 6,244,424 | \$ | 766,624 | 14.00 % | (6) |
| Other | \$ | 341,000 | \$ | 369,495 | \$ | 28,495 | 8.36 % | |
| Total Transfers Out | \$ | 70,573,917 | \$ | 68,771,864 | \$ | (1,802,053) | (2.55)% | |
| Total Budgeted Expenditures & Transfers Out | \$ | 298,560,495 | \$ | 281,857,233 | \$ | (16,703,262) | (5.59)% | |

Texas State University

Table B 2
Designated Funds
Budgeted Expenditures

| NOTE | ITEM DESCRIPTION | AMOUNT CHANGED | EXPLANATION |
|------|---------------------------------|-------------------|--|
| (1) | Instruction Support | \$ (4,539,735) | Reduction in operating budget and travel budget, and delimitation of vacant positions due to anticipated revenue loss from COVID-19 |
| (2) | Research/Organized Research | \$ (2,035,838) | Reduction in operating budget due to anticipated revenue loss from COVID-19 |
| (3) | Public Service | \$ (307,123) | Reduction in operating budget due to anticipated revenue loss from COVID-19 |
| (4) | Academic Support | \$ (3,659,776) | Reduction in operating budget and travel budget, and delimitation of vacant positions due to anticipated revenue loss from COVID-19 |
| (5) | System Assessment-Transfers Out | \$ (319,106) | Reduction to match anticipated invoice. |
| (6) | Auxiliary-Transfers Out | \$ 766,624 | Increase required transfer from Designated Method to Athletics to offset the anticipated decline in Auxiliary Method revenue from COVID-19 |

Texas State University

Table C 1
Auxiliary Funds
Revenues and Transfers

| | FY 2020 | | FY 2021 | | Variance | | Note | |
|---------------------------------|-----------------|--------------------|-----------------|--------------------|-----------|---------------------|----------------|------|
| | APPROVED BUDGET | | PROPOSED BUDGET | | DOLLAR | PERCENT | | |
| Fees | | | | | | | | |
| Athletic Fee | \$ | 19,968,200 | \$ | 18,348,236 | \$ | (1,619,964) | (8.11)% | (1) |
| Medical Service Fee | \$ | 4,019,000 | \$ | 3,657,290 | \$ | (361,710) | (9.00)% | (2) |
| Student Service Fee | \$ | 6,965,000 | \$ | 6,358,692 | \$ | (606,308) | (8.71)% | (3) |
| Recreational Sport Fee | \$ | 7,021,000 | \$ | 6,389,110 | \$ | (631,890) | (9.00)% | (4) |
| Student Center Fee | \$ | 7,206,000 | \$ | 6,557,460 | \$ | (648,540) | (9.00)% | (5) |
| Student Bus Fee | \$ | 7,003,000 | \$ | 6,372,730 | \$ | (630,270) | (9.00)% | (6) |
| ID Card Fee | \$ | - | \$ | 375,550 | \$ | 375,550 | 100.00 % | (7) |
| Other | \$ | - | \$ | - | \$ | - | - % | |
| Total Fees | \$ | 52,182,200 | \$ | 48,059,068 | \$ | (4,123,132) | (7.90)% | |
| Sales and Services | | | | | | | | |
| Housing | \$ | 48,155,000 | \$ | 49,099,000 | \$ | 944,000 | 1.96 % | |
| Dining | \$ | 16,000,000 | \$ | 14,720,000 | \$ | (1,280,000) | (8.00)% | (8) |
| Parking | \$ | 7,714,000 | \$ | 6,942,600 | \$ | (771,400) | (10.00)% | (9) |
| Athletics | \$ | 7,585,000 | \$ | 5,630,712 | \$ | (1,954,288) | (25.77)% | (10) |
| Bookstore | \$ | 978,000 | \$ | 899,700 | \$ | (78,300) | (8.01)% | |
| Other | \$ | 6,694,000 | \$ | 5,243,558 | \$ | (1,450,442) | (21.67)% | (11) |
| Total Sales and Services | \$ | 87,126,000 | \$ | 82,535,570 | \$ | (4,590,430) | (5.27)% | |
| Investment Income | \$ | 1,487,000 | \$ | 167,000 | \$ | (1,320,000) | (88.77)% | (12) |
| Other Income | \$ | - | \$ | - | \$ | - | - % | |
| Total Revenues | \$ | 140,795,200 | \$ | 130,761,638 | \$ | (10,033,562) | (7.13)% | |
| Transfers In | | | | | | | | |
| Designated Tuition | \$ | 5,477,800 | \$ | 6,244,424 | \$ | 766,624 | 14.00 % | (13) |
| Other | \$ | 1,951,000 | \$ | 725,000 | \$ | (1,226,000) | (62.84)% | (14) |
| Total Transfers In | \$ | 7,428,800 | \$ | 6,969,424 | \$ | (459,376) | (6.18)% | |
| Budgeted Fund Balances | \$ | - | \$ | 2,250,248 | \$ | 2,250,248 | 100.00 % | (15) |
| Total Budgeted Funds | \$ | 148,224,000 | \$ | 139,981,310 | \$ | (8,242,690) | (5.56)% | |

Texas State University

Table C 1
Auxiliary Funds
Revenues and Transfers

| NOTE | ITEM DESCRIPTION | AMOUNT CHANGED | EXPLANATION |
|-------------|--------------------------------|---------------------------|--|
| (1) | Athletic Fee | \$ (1,619,964) | Reduction due to anticipated enrollment decline from COVID-19 |
| (2) | Medical Service Fee | \$ (361,710) | Reduction due to anticipated enrollment decline from COVID-19 |
| (3) | Student Service Fee | \$ (606,308) | Reduction due to anticipated enrollment decline from COVID-19 |
| (4) | Recreational Sport Fee | \$ (631,890) | Reduction due to anticipated enrollment decline from COVID-19 |
| (5) | Student Center Fee | \$ (648,540) | Reduction due to anticipated enrollment decline from COVID-19 |
| (6) | Student Bus Fee | \$ (630,270) | Reduction due to anticipated enrollment decline from COVID-19 |
| (7) | ID Fee | \$ 375,550 | Adjusting representation of ID Fee, previously included with Other-Sales and Services |
| (8) | Dining | \$ (1,280,000) | Reduction due to anticipated loss of revenue from COVID-19 |
| (9) | Parking | \$ (771,400) | Reduction due to anticipated loss of revenue from COVID-19 |
| (10) | Athletics-Sales & Service | \$ (1,954,288) | Reduction due to anticipated loss of revenue from COVID-19 |
| (11) | Other-Sales & Service | \$ (1,450,442) | Reduction due to anticipated loss of revenue from COVID-19; move ID Fee out of Sales and Service |
| (12) | Investment Income | \$ (1,320,000) | Reduction due to volatile interest rates from COVID-19 |
| (13) | Designated Tuition-Transfer In | \$ 766,624 | Increase required transfer from Designated Method due to anticipated decline in Auxiliary Method revenue from COVID-19 |
| (14) | Other-Transfer In | \$ (1,226,000) | Reduction due to anticipated loss of revenue from to COVID-19 |
| (15) | Budgeted Fund Balances | \$ 2,250,248 | Projected use of reserves to offset shortfall for Medical Service Fee & Athletics |

Texas State University

**Table C 2
Auxiliary Funds
Budgeted Expenditures**

| | FY 2020 | | FY 2021 | | Variance | | Note |
|--|-----------------------|--|-----------------------|--|-----------------------|-----------------|------|
| | APPROVED BUDGET | | PROPOSED BUDGET | | DOLLAR | PERCENT | |
| Athletic Fee | \$ 19,968,200 | | \$ 18,348,236 | | \$ (1,619,964) | (8.11)% | (1) |
| Medical Service Fee | \$ 3,746,684 | | \$ 3,698,235 | | \$ (48,449) | (1.29)% | |
| Student Service Fee | \$ 6,965,000 | | \$ 6,358,692 | | \$ (606,308) | (8.71)% | (2) |
| Recreational Sport Fee | \$ 4,898,400 | | \$ 3,983,560 | | \$ (914,840) | (18.68)% | (3) |
| Student Center Fee | \$ 6,275,070 | | \$ 4,317,100 | | \$ (1,957,971) | (31.20)% | (4) |
| Student Bus Fee | \$ 7,116,000 | | \$ 6,372,730 | | \$ (743,270) | (10.45)% | (5) |
| ID Card Fee | \$ - | | \$ 375,550 | | \$ 375,550 | 100.00 % | (6) |
| Total Fee Based Expenditures | \$ 48,969,354 | | \$ 43,454,103 | | \$ (5,515,252) | (11.26)% | |
| | | | | | | | |
| Housing | \$ 32,302,386 | | \$ 33,246,386 | | \$ 944,000 | 2.92 % | |
| Dining | \$ 14,856,946 | | \$ 13,577,142 | | \$ (1,279,804) | (8.61)% | (7) |
| Parking | \$ 3,719,191 | | \$ 2,712,038 | | \$ (1,007,153) | (27.08)% | (8) |
| Athletics | \$ 9,232,857 | | \$ 8,704,698 | | \$ (528,159) | (5.72)% | (9) |
| Bookstore | \$ 746,868 | | \$ 668,386 | | \$ (78,482) | (10.51)% | |
| Other | \$ 6,117,000 | | \$ 4,781,730 | | \$ (1,335,270) | (21.83)% | (10) |
| Total Sales & Services Based Expenditures | \$ 66,975,248 | | \$ 63,690,380 | | \$ (3,284,869) | (4.90)% | |
| | | | | | | | |
| Transfers Out | | | | | | | |
| Debt Service | | | | | | | |
| Medical Service | \$ 272,316 | | \$ 376,964 | | \$ 104,648 | 38.43 % | |
| Athletics | \$ 5,780,943 | | \$ 5,631,605 | | \$ (149,338) | (2.58)% | |
| Student Center | \$ 930,930 | | \$ 2,240,360 | | \$ 1,309,431 | 140.66 % | (11) |
| Student Service | \$ - | | \$ - | | \$ - | - % | |
| Housing | \$ 15,852,614 | | \$ 15,852,614 | | \$ - | - % | |
| Dining | \$ 1,143,054 | | \$ 1,142,858 | | \$ (196) | (0.02)% | |
| Parking and Public Safety | \$ 3,994,809 | | \$ 4,230,562 | | \$ 235,753 | 5.90 % | (12) |
| Recreational Sports | \$ 2,122,600 | | \$ 2,405,550 | | \$ 282,950 | 13.33 % | (13) |
| Other | \$ 231,132 | | \$ 231,314 | | \$ 182 | 0.08 % | |
| Real Estate Rental | \$ - | | \$ - | | \$ - | - % | |
| Vending | \$ - | | \$ - | | \$ - | - % | |
| Designated Funds | \$ - | | \$ - | | \$ - | - % | |
| Other | \$ 1,951,000 | | \$ 725,000 | | \$ (1,226,000) | (62.84)% | (14) |
| Total Transfers Out | \$ 32,279,397 | | \$ 32,836,828 | | \$ 557,430 | 1.73 % | |
| | | | | | | | |
| Total Budgeted Expenditures & Transfers Out | \$ 148,224,000 | | \$ 139,981,310 | | \$ (8,242,690) | (5.56)% | |

Texas State University

**Table C 2
Auxiliary Funds
Budgeted Expenditures**

| NOTE | ITEM DESCRIPTION | AMOUNT CHANGED | EXPLANATION |
|------|--------------------------------------|-------------------|---|
| (1) | Athletic Fee | \$ (1,619,964) | Reduction in operating and travel budget, and delimitation of vacant positions due to anticipated enrollment decline from COVID-19 |
| (2) | Student Service Fee | \$ (606,308) | Reduction in operating and travel budget, and delimitation of vacant positions due to anticipated enrollment decline from COVID-19 |
| (3) | Recreational Sport Fee | \$ (914,840) | Reduction in operating and travel budget, and delimitation of vacant positions due to anticipated enrollment decline from COVID-19 |
| (4) | Student Center Fee | \$ (1,957,971) | Reduction in operating and travel budget, and delimitation of vacant positions due to anticipated enrollment decline from COVID-19 |
| (5) | Student Bus Fee | \$ (743,270) | Reduction in operating and travel budget due to anticipated enrollment decline from COVID-19 |
| (6) | ID Card Fee | \$ 375,550 | Adjusting representation of ID Fee, previously included with Other-Sales and Services |
| (7) | Dining | \$ (1,279,804) | Reduction in operating budget due to anticipated revenue loss from COVID-19 |
| (8) | Parking | \$ (1,007,153) | Reduction in operating budget due to anticipated revenue loss from COVID-19 |
| (9) | Athletics-Sales & Service | \$ (528,159) | Reduction in operating budget and travel budget, and delimitation of vacant positions due to anticipated revenue loss from COVID-19 |
| (10) | Other-Sales & Service | \$ (1,335,270) | Reduction in operating budget and travel budget, and delimitation of vacant positions due to anticipated revenue loss from COVID-19 |
| (11) | Student Center-Debt Service | \$ 1,309,431 | Increase due to new project debt service for LBJ renovation and expansion |
| (12) | Parking & Public Safety-Debt Service | \$ 235,753 | Increase due to new project debt service for Lindsey Street Parking Lot |
| (13) | Recreational Sports-Debt Service | \$ 282,950 | Increase due to new project debt service for Spring Lake Fields |
| (14) | Other-Transfers Out | \$ (1,226,000) | Reduction in Auxiliary Method transfer out due to anticipated loss in revenue from COVID-19 |

Texas State University

Table D
Intercollegiate Athletics
Estimated Revenue and Budgeted Expenditures
Fiscal Year 2021

| | MEN | | | | | WOMEN | | | | |
|------------------------------------|---------------------|---------------------|---------------------|-------------------|-------------------|---------------------|-------------------|-------------------|-------------------|---------------------|
| | FOOTBALL | BASKETBALL | BASEBALL | TRACK | OTHER | BASKETBALL | VOLLEYBALL | SOFTBALL | TRACK | OTHER |
| Revenues | | | | | | | | | | |
| Sales and Service | | | | | | | | | | |
| Gate Receipts/Parking | \$ 595,993 | \$ 69,000 | \$ 72,000 | \$ - | \$ - | \$ 10,000 | \$ 15,000 | \$ 10,000 | \$ - | \$ - |
| Game Guarantees | \$ 250,000 | \$ 180,000 | \$ - | \$ - | \$ - | \$ 35,000 | \$ - | \$ - | \$ - | \$ - |
| Concessions | \$ - | \$ - | \$ - | \$ - | \$ - | \$ - | \$ - | \$ - | \$ - | \$ - |
| Other | | | | | | | | | | |
| Advertising | \$ - | \$ - | \$ - | \$ - | \$ - | \$ - | \$ - | \$ - | \$ - | \$ - |
| Licensing Fees | \$ - | \$ - | \$ - | \$ - | \$ - | \$ - | \$ - | \$ - | \$ - | \$ - |
| Camps | \$ - | \$ - | \$ - | \$ - | \$ - | \$ - | \$ - | \$ - | \$ - | \$ - |
| NCAA Revenue Sharing | \$ - | \$ - | \$ - | \$ - | \$ - | \$ - | \$ - | \$ - | \$ - | \$ - |
| Stadium Operations | \$ 505,650 | \$ - | \$ 60,000 | \$ - | \$ - | \$ - | \$ - | \$ 7,000 | \$ - | \$ - |
| Other | \$ - | \$ - | \$ - | \$ - | \$ - | \$ - | \$ - | \$ - | \$ - | \$ - |
| Total Sales and Services | \$ 1,351,643 | \$ 249,000 | \$ 132,000 | \$ - | \$ - | \$ 45,000 | \$ 15,000 | \$ 17,000 | \$ - | \$ - |
| Designated Tuition | | | | | | | | | | |
| Designated Tuition | \$ - | \$ - | \$ - | \$ - | \$ - | \$ - | \$ - | \$ - | \$ - | \$ - |
| Athletic Fee | | | | | | | | | | |
| Athletic Fee | \$ - | \$ - | \$ - | \$ - | \$ - | \$ - | \$ - | \$ - | \$ - | \$ - |
| Total Tuition and Fees | \$ - | \$ - | \$ - | \$ - | \$ - | \$ - | \$ - | \$ - | \$ - | \$ - |
| Budgeted Fund Balances | | | | | | | | | | |
| Budgeted Fund Balances | \$ - | \$ - | \$ - | \$ - | \$ - | \$ - | \$ - | \$ - | \$ - | \$ - |
| Total Budgeted Funds | \$ 1,351,643 | \$ 249,000 | \$ 132,000 | \$ - | \$ - | \$ 45,000 | \$ 15,000 | \$ 17,000 | \$ - | \$ - |
| Expenditures | | | | | | | | | | |
| Salaries | \$ 2,379,269 | \$ 672,729 | \$ 243,438 | \$ 140,237 | \$ 83,930 | \$ 403,415 | \$ 200,244 | \$ 193,381 | \$ 140,237 | \$ 303,565 |
| Benefits | \$ 736,178 | \$ 208,151 | \$ 75,323 | \$ 43,391 | \$ 25,969 | \$ 113,274 | \$ 56,226 | \$ 54,299 | \$ 39,377 | \$ 85,238 |
| Travel | \$ 884,529 | \$ 221,875 | \$ 195,000 | \$ 79,113 | \$ 37,546 | \$ 193,599 | \$ 82,053 | \$ 125,170 | \$ 95,000 | \$ 128,602 |
| Scholarships | \$ 2,718,580 | \$ 438,380 | \$ 429,720 | \$ 432,740 | \$ 160,060 | \$ 501,580 | \$ 411,780 | \$ 439,200 | \$ 587,560 | \$ 921,200 |
| Other Maintenance & Operating | \$ 707,566 | \$ 76,779 | \$ 60,000 | \$ 13,000 | \$ 13,367 | \$ 56,000 | \$ 23,313 | \$ 46,433 | \$ 13,000 | \$ 53,213 |
| Capital | \$ - | \$ - | \$ - | \$ - | \$ - | \$ - | \$ - | \$ - | \$ - | \$ - |
| Total Budgeted Expenditures | \$ 7,426,122 | \$ 1,617,914 | \$ 1,003,481 | \$ 708,481 | \$ 320,872 | \$ 1,267,868 | \$ 773,616 | \$ 858,483 | \$ 875,174 | \$ 1,491,818 |

Texas State University

Table D
Intercollegiate Athletics
Estimated Revenue and Budgeted Expenditures
Fiscal Year 2021

| | TOTAL MEN | TOTAL WOMEN | OTHER ACTIVITIES | ADMIN | GRAND TOTAL |
|------------------------------------|----------------------|---------------------|---------------------|----------------------|----------------------|
| Revenues | | | | | |
| Sales & Services | | | | | |
| Gate Receipts | \$ 736,993 | \$ 35,000 | \$ - | \$ 9,570 | \$ 781,563 |
| Games Guarantees | \$ 430,000 | \$ 35,000 | \$ - | \$ - | \$ 465,000 |
| Concessions | \$ - | \$ - | \$ - | \$ 152,046 | \$ 152,046 |
| Other | | | | | |
| Advertising | \$ - | \$ - | \$ - | \$ 500,000 | \$ 500,000 |
| Licensing Fee | \$ - | \$ - | \$ - | \$ 269,844 | \$ 269,844 |
| NCAA Revenue Sharing | \$ - | \$ - | \$ - | \$ 2,050,000 | \$ 2,050,000 |
| Camps | \$ - | \$ - | \$ - | \$ 70,000 | \$ 70,000 |
| Stadium Operations | \$ 565,650 | \$ 7,000 | \$ - | \$ 235,834 | \$ 808,484 |
| Other | \$ - | \$ - | \$ - | \$ 533,775 | \$ 533,775 |
| Total Sales and Services | \$ 1,732,643 | \$ 77,000 | \$ - | \$ 3,821,069 | \$ 5,630,712 |
| Designated Tuition | \$ - | \$ - | \$ - | \$ 6,244,424 | \$ 6,244,424 |
| Auxiliary Transfer | \$ - | \$ - | \$ - | \$ 725,000 | \$ 725,000 |
| Athletic Fee | \$ - | \$ - | \$ - | \$ 18,348,236 | \$ 18,348,236 |
| Total Tuition and Fees | \$ - | \$ - | \$ - | \$ 25,317,660 | \$ 25,317,660 |
| Budgeted Fund Balances | \$ - | \$ - | \$ - | \$ 1,736,167 | \$ 1,736,167 |
| Total Budgeted Funds | \$ 1,732,643 | \$ 77,000 | \$ - | \$ 30,874,896 | \$ 32,684,539 |
| Expenditures | | | | | |
| Salaries | \$ 3,519,602 | \$ 1,240,843 | \$ - | \$ 3,205,903 | \$ 7,966,348 |
| Fringe Benefits | \$ 1,089,012 | \$ 348,414 | \$ - | \$ 987,059 | \$ 2,424,485 |
| Travel | \$ 1,418,063 | \$ 624,424 | \$ - | \$ 442,250 | \$ 2,484,737 |
| Scholarships | \$ 4,179,480 | \$ 2,861,320 | \$ - | \$ 693,589 | \$ 7,734,389 |
| O&M | \$ 870,713 | \$ 191,959 | \$ - | \$ 5,360,304 | \$ 6,422,976 |
| Capital | \$ - | \$ - | \$ - | \$ 20,000 | \$ 20,000 |
| Debt Service | \$ - | \$ - | \$ - | \$ 5,631,605 | \$ 5,631,605 |
| Other | \$ - | \$ - | \$ - | \$ - | \$ - |
| Total Budgeted Expenditures | \$ 11,076,870 | \$ 5,266,959 | \$ - | \$ 16,340,710 | \$ 32,684,539 |

Texas State University

TABLE E
Student Services and Activities Financed by Student Services Fees
Estimated Revenue, Fund Balances and Budgeted Expenditures

| | FY 2020 | | FY 2021 | | Variance | | Note |
|---|---------------------|--|---------------------|--|---------------------|----------------|------|
| | APPROVED BUDGET | | PROPOSED BUDGET | | DOLLAR | PERCENT | |
| Student Services Fee per Semester Credit Hour | \$ 10.00 | | \$ 10.00 | | \$ - | - % | |
| Student Services Fee Fund Balance at Beginning of Year (Net of Encumbrances) | \$ 2,640,867 | | \$ 2,640,867 | | \$ - | - % | |
| Forecasted Revenue: | | | | | | | |
| SSF Revenue | \$ 6,965,000 | | \$ 6,358,692 | | \$ (606,308) | (8.71)% | (1) |
| Revenue Earned from Activities | \$ - | | \$ - | | \$ - | - % | |
| Interest Revenue | \$ - | | \$ - | | \$ - | - % | |
| Transfer In | \$ - | | \$ - | | \$ - | - % | |
| Total Forecasted Revenue: | \$ 6,965,000 | | \$ 6,358,692 | | \$ (606,308) | (8.71)% | |
| Budgeted Student Service Fee Expenditures: | | | | | | | |
| 1. Textbook Rentals | \$ - | | \$ - | | \$ - | - % | |
| 2. Recreational Activities | \$ 563,447 | | \$ 556,170 | | \$ (7,277) | (1.29)% | |
| 3. Health and Hospital Services | \$ - | | \$ - | | \$ - | - % | |
| 4. Medical Services | \$ - | | \$ - | | \$ - | - % | |
| 5. Intramural and Intercollegiate Athletics | \$ - | | \$ - | | \$ - | - % | |
| 6. Artists and Lecture Series | \$ 36,279 | | \$ 33,930 | | \$ (2,349) | (6.47)% | |
| 7. Cultural Entertainment Series | \$ 136,754 | | \$ 124,727 | | \$ (12,027) | (8.79)% | |
| 8. Debating and Oratorical Activities | \$ 41,403 | | \$ 39,333 | | \$ (2,070) | (5.00)% | |
| 9. Student Publications | \$ 277,506 | | \$ 249,251 | | \$ (28,255) | (10.18)% | |
| 10. Student Government | \$ 54,435 | | \$ 54,921 | | \$ 486 | 0.89 % | |
| 11. Student Fee Advisory Committee | \$ 1,419 | | \$ 1,000 | | \$ (419) | (29.53)% | |
| 12. Student Transportation Services Other Than Those in TEC 54.504, 511, 512, 513 | \$ 37,347 | | \$ 37,347 | | \$ - | - % | |
| 13. Other (See Detail Below) | \$ 5,816,409 | | \$ 5,262,012 | | \$ (554,398) | (9.53)% | (2) |
| Total Budgeted Expenditures | \$ 6,965,000 | | \$ 6,358,692 | | \$ (606,308) | (8.71)% | |
| Estimated Student Services Fee Fund Balance at End of Year | \$ 2,640,867 | | \$ 2,640,867 | | \$ - | - % | |

Student Services Advisory Committee Meeting:

05/20/2020

Texas State University

TABLE E

Student Services and Activities Financed by Student Services Fees Estimated Revenue, Fund Balances and Budgeted Expenditures

| | | | | | |
|--|----|-----------|----|-----------|--------------------|
| Detail of Other: | | | | | |
| Scholarships | \$ | - | \$ | - | - |
| Student Programming & Services | \$ | 3,887,515 | \$ | 3,438,275 | (449,240) (11.56)% |
| Student Travel | \$ | 77,234 | \$ | 19,725 | (57,509) (74.46)% |
| Central-Benefits, Administrative Overhead, Pay Increases | \$ | 1,851,660 | \$ | 1,804,012 | (47,648) (2.57)% |
| | | | \$ | - | - |
| Total Other | \$ | 5,816,409 | \$ | 5,262,012 | (554,398) (9.53)% |

Texas State University

TABLE E

Student Services and Activities Financed by Student Services Fees Estimated Revenue, Fund Balances and Budgeted Expenditures

| NOTE | ITEM DESCRIPTION | AMOUNT CHANGED | EXPLANATION |
|------|------------------------------|-------------------|--|
| (1) | Student Service Fee Revenue | \$ (606,308) | Reduction due to anticipated enrollment decline from COVID-19 |
| (2) | Other-SSF Expenditures | \$ (554,398) | Reduction in Student Programming Services and Travel |
| (3) | Student Programming Services | \$ (449,240) | Reduction in operating and travel budget, and delimitation of vacant positions due to anticipated enrollment decline from COVID-19 |

Texas State University

Table F
Matrix of Budgeted Operating Expenses

| | Instruction | Research | Public Service | Academic Support | Student Services | Institutional Support | Operation & Maintenance of Plant | Scholarships/ Fellowships | Auxiliary | Total Expenses |
|---------------------|-----------------------|----------------------|-----------------------|-------------------------|-------------------------|------------------------------|---|----------------------------------|----------------------|-----------------------|
| Salary | \$ 146,651,037 | \$ 11,425,949 | \$ 254,429 | \$ 24,744,552 | \$ 19,438,433 | \$ 27,946,475 | \$ 15,219,776 | \$ 529,404 | \$ 19,891,070 | \$ 266,101,125 |
| Benefits | \$ 43,864,408 | \$ 3,493,910 | \$ 79,521 | \$ 7,823,207 | \$ 5,571,494 | \$ 12,123,875 | \$ 3,469,654 | | \$ 6,377,385 | \$ 82,803,453 |
| Travel | \$ 1,714,384 | \$ 367,757 | \$ 23,000 | \$ 216,345 | \$ 197,865 | \$ 232,395 | \$ 25,953 | | \$ 2,585,237 | \$ 5,362,935 |
| O&M | \$ 7,758,551 | \$ 11,585,651 | \$ 581,148 | \$ 11,047,881 | \$ 7,120,111 | \$ 16,289,230 | \$ 8,808,654 | \$ 42,511,361 | \$ 47,578,542 | \$ 153,281,131 |
| Utilities | | \$ 227,000 | \$ - | | \$ 6,000 | | \$ 19,950,696 | | \$ 11,715,309 | \$ 31,899,005 |
| Capital | | | | \$ 7,252,050 | \$ 15,000 | | \$ 100,000 | | \$ 1,157,438 | \$ 8,524,488 |
| Other | \$ - | \$ - | \$ - | \$ - | \$ - | \$ - | \$ - | \$ - | \$ - | \$ - |
| Total Budget | \$ 199,988,381 | \$ 27,100,267 | \$ 938,098 | \$ 51,084,035 | \$ 32,348,903 | \$ 56,591,976 | \$ 47,574,732 | \$ 43,040,765 | \$ 89,304,980 | \$ 547,972,137 |

Texas State University

Recapitulation of Budgeted Revenues, Expenditures, Transfers, and Use of Reserves For Fiscal Year Ending 2021

| | Estimated Revenues | Transfers In | Budgeted Use of Reserves | Total Budgeted Sources | Budgeted Expenditures | Transfers Out | Total Budgeted Uses | Net Transfers * |
|-----------------------|-------------------------------|-------------------------|---|---------------------------------------|----------------------------------|--------------------------|------------------------------------|----------------------------|
| Educational & General | \$ 232,614,523 | \$ 53,638,044 | \$ - | \$ 286,252,567 | \$ (227,742,286) | \$ (58,510,281) | \$ (286,252,567) | \$ (4,872,237) |
| Designated | \$ 274,859,627 | \$ 6,676,895 | \$ 320,711 | \$ 281,857,233 | \$ (213,085,369) | \$ (68,771,864) | \$ (281,857,233) | \$ (62,094,969) |
| Auxiliary Enterprises | \$ 130,761,638 | \$ 6,969,424 | \$ 2,250,248 | \$ 139,981,310 | \$ (107,144,482) | \$ (32,836,828) | \$ (139,981,310) | \$ (25,867,404) |
| Total | \$ 638,235,788 | \$ 67,284,363 | \$ 2,570,959 | \$ 708,091,110 | \$ (547,972,137) | \$ (160,118,973) | \$ (708,091,110) | \$ (92,834,610) |



LAMAR INSTITUTE
OF TECHNOLOGY

July 13, 2020

Members of the Board of Regents
The Texas State University System

Dear Regents:

This letter provides recommendations for Lamar Institute of Technology (LIT) annual budget for the fiscal year beginning September 1, 2020. The budget was prepared assuming flat enrollment for FY 2021 compared to FY 2020. The proposed budget includes all educational and general, designated, and auxiliary enterprise activities.

LIT is financially sound, does not anticipate any budgetary shortfalls, nor personnel lay-offs. Despite the challenges of COVID19, Tropical Storm Imelda, Hurricane Harvey and the TPC Plant explosion, LIT still had near double-digit credit enrollment growth for the last four years. Since 2016 to present, the college has grown overall a record-breaking 41%. In fact, this Summer Semester 2020 over 1,300 students are enrolled (a 59% increase comparatively).

To reward our faculty and staff, my aim is to provide a 0-3% merit onetime (incentivized) payment to all full-time employees who have at least six months or more of service. However, we remain fiscally conservative and are managing this additional growth with adjuncts and renovating current space. Nonetheless, LIT is planning for future expansion, property acquisition, and long-term programming activities.

Education and General Funds

LIT's statutory tuition and fees revenue budget increased 7.97% and will help fund necessary enhancements within the Division of Student Success (admissions, advising, career services, financial aid, recruitment, and retention). Additionally, the college is taking COVID19 very seriously adding increased cleaning services, screening, and PPE in the budget to protect the health and safety of our students and employees.

Designated Funds

With the 24% reduction in designated tuition beginning in fall 2019, budgeted tuition revenue increased by 9.41%. These funds will continue to support Academic programs with purchases of equipment and supplies. But also those areas that support Academics, such Student Success, Facilities and Information Technology are funded by designated.

Although revenue has increased, LIT remains fiscally conservative and budgeted 5-10% cuts as needed to plan for future shortages.

Auxiliary Funds


Auxiliary revenue for Student Center Fees, Health Center Fees, and Recreational Sports Center Fees of \$759,447 are collected from LIT students and passed to Lamar University for use of their facilities. Student Services Fees were reduced to \$5 per semester credit hour beginning fall 2019 but continue to support student activities voted on by the students.

LIT is outsourcing food services to Chartwells beginning in July to prepare for the fall 2020 semester and will offer various meal options for students, faculty, and staff.

Conclusion

Parity has been successful in providing LIT an opportunity to better serve the community with lower tuition. Our Institution is a good steward of public resources and will continue to look at cost-savings in all areas. We remain committed to providing an excellent education to our students, and be a quality place to work for our faculty and staff.

Most respectfully,

A handwritten signature in black ink that reads "Lonnie L. Howard". The signature is written in a cursive style with a large, looping initial "L".

Dr. Lonnie L. Howard
President

A handwritten signature in black ink that reads "Bonnie Albright". The signature is written in a cursive style with a large, looping initial "B".

Bonnie Albright
Vice President for Finance and Operations

Lamar Institute of Technology

Budget Summary

| | FY 2020 | | FY 2021 | | Variance | |
|-------------------------------|----------------------|----------------------|-------------------|---------------|----------|---------|
| | APPROVED BUDGET | PROPOSED BUDGET | DOLLAR | PERCENT | DOLLAR | PERCENT |
| Revenues | | | | | | |
| Tuition and Fees | \$ 9,839,940 | \$ 10,180,403 | \$ 340,463 | 3.46 % | | |
| State Appropriations | \$ 19,300,318 | \$ 19,848,553 | \$ 548,235 | 2.84 % | | |
| Sales and Services | \$ 12,000 | \$ 100,404 | \$ 88,404 | 736.70 % | | |
| Other | \$ 193,399 | \$ 173,146 | \$ (20,253) | (10.47)% | | |
| Operating Revenues | \$ 29,345,657 | \$ 30,302,506 | \$ 956,849 | 3.26 % | | |
| Transfers In | \$ 387,272 | \$ 405,970 | \$ 18,698 | 4.83 % | | |
| Budgeted Use of Fund Balance | \$ - | \$ - | \$ - | - % | | |
| Total Revenues | \$ 29,732,929 | \$ 30,708,476 | \$ 975,547 | 3.28 % | | |
| Expenditures | | | | | | |
| Instruction Support | \$ 14,103,492 | \$ 13,898,932 | \$ (204,560) | (1.45)% | | |
| Research / Organized Research | \$ - | \$ - | \$ - | - % | | |
| Public Service | \$ 110,166 | \$ 100,263 | \$ (9,903) | (8.99)% | | |
| Academic Support | \$ 979,760 | \$ 1,107,134 | \$ 127,374 | 13.00 % | | |
| Student Support | \$ 1,267,418 | \$ 1,363,171 | \$ 95,753 | 7.55 % | | |
| Institutional Support | \$ 6,459,129 | \$ 7,316,680 | \$ 857,551 | 13.28 % | | |
| Plant Support | \$ 1,379,119 | \$ 1,717,782 | \$ 338,663 | 24.56 % | | |
| Scholarships & Fellowships | \$ - | \$ - | \$ - | - % | | |
| Auxiliary Enterprises | \$ 1,188,556 | \$ 1,127,619 | \$ (60,937) | (5.13)% | | |
| Operating Expenditures | \$ 25,487,640 | \$ 26,631,581 | \$ 1,143,941 | 4.49 % | | |
| Transfers Out | \$ 4,245,289 | \$ 4,076,894 | \$ (168,395) | (3.97)% | | |
| Total Expenditures | \$ 29,732,929 | \$ 30,708,475 | \$ 975,546 | 3.28 % | | |

Operating Expenditures by Natural Classification

| | FY 2020 | | FY 2021 | | Variance | |
|-------------------------------------|----------------------|----------------------|---------------------|---------------|----------|---------|
| | APPROVED BUDGET | PROPOSED BUDGET | DOLLAR | PERCENT | DOLLAR | PERCENT |
| Salary & Wages | \$ 15,103,897 | \$ 13,116,028 | \$ (1,987,869) | (13.16)% | | |
| Payroll Related Costs | \$ 3,824,806 | \$ 3,481,824 | \$ (342,982) | (8.97)% | | |
| Travel | \$ 272,995 | \$ 272,000 | \$ (995) | (0.36)% | | |
| Operations & Maintenance | \$ 5,382,039 | \$ 8,743,730 | \$ 3,361,691 | 62.46 % | | |
| Utilities | \$ 291,580 | \$ 368,000 | \$ 76,420 | 26.21 % | | |
| Capital | \$ 512,323 | \$ 650,000 | \$ 137,677 | 26.87 % | | |
| Other | \$ 100,000 | \$ - | \$ (100,000) | (100.00)% | | |
| Total Operating Expenditures | \$ 25,487,640 | \$ 26,631,582 | \$ 1,143,942 | 4.49 % | | |

Lamar Institute of Technology

Table A 1
Educational and General Funds
Revenues and Transfers

| | FY 2020 | | FY 2021 | | Variance | | Note | |
|----------------------------------|-----------------|------------|-----------------|------------|----------|----------|----------|----|
| | APPROVED BUDGET | | PROPOSED BUDGET | | DOLLAR | PERCENT | | |
| Total Statutory Tuition and Fees | \$ | 3,216,689 | \$ | 3,472,924 | \$ | 256,235 | 7.97 % | 1) |
| State Appropriation | | | | | | | | |
| Bill Pattern General Revenue | \$ | 14,297,451 | \$ | 14,282,770 | \$ | (14,681) | (0.10)% | |
| Benefits | \$ | 2,377,874 | \$ | 2,973,289 | \$ | 595,415 | 25.04 % | 2) |
| Higher Education Fund | \$ | 2,580,521 | \$ | 2,553,130 | \$ | (27,391) | (1.06)% | |
| Hazlewood Reimbursement | \$ | 44,472 | \$ | 39,364 | \$ | (5,108) | (11.49)% | |
| Other | \$ | - | \$ | - | \$ | - | - % | |
| Total State Appropriations | \$ | 19,300,318 | \$ | 19,848,553 | \$ | 548,235 | 2.84 % | |
| Other Revenue | \$ | 28,641 | \$ | 32,238 | \$ | 3,597 | 12.56 % | |
| Total Revenues | \$ | 22,545,648 | \$ | 23,353,715 | \$ | 808,067 | 3.58 % | |
| Transfers In | | | | | | | | |
| Designated Tuition | \$ | - | \$ | - | \$ | - | - % | |
| Technology Service Fee | \$ | - | \$ | - | \$ | - | - % | |
| Other | \$ | - | \$ | - | \$ | - | - % | |
| Total Transfers In | \$ | - | \$ | - | \$ | - | - % | |
| Budgeted Fund Balances | \$ | - | \$ | - | \$ | - | - % | |
| Total Budgeted Funds | \$ | 22,545,648 | \$ | 23,353,715 | \$ | 808,067 | 3.58 % | |

Lamar Institute of Technology

Table A 1
Educational and General Funds
Revenues and Transfers

| NOTE | ITEM DESCRIPTION | AMOUNT CHANGED | EXPLANATION |
|-------------|----------------------------------|---------------------------|---|
| 1) | Total Statutory Tuition and Fees | \$ 256,235 | FY 20 enrollment increased. |
| 2) | Benefits | \$ 595,415 | Prior year budget amount was based off of Senate amount. Current year is the approved House amount. |

Lamar Institute of Technology

Table A 2
Educational and General Funds
Budgeted Expenditures

| | FY 2020 | | FY 2021 | | Variance | | Note | |
|--|-----------------|-------------------|-----------------|-------------------|-----------|----------------|---------------|----|
| | APPROVED BUDGET | | PROPOSED BUDGET | | DOLLAR | PERCENT | | |
| Instruction Support | \$ | 13,336,860 | \$ | 13,062,903 | \$ | (273,957) | (2.05)% | |
| Research / Organized Research | \$ | - | \$ | - | \$ | - | - % | |
| Public Service | \$ | 50,074 | \$ | 39,263 | \$ | (10,811) | (21.59)% | |
| Academic Support | \$ | 758,663 | \$ | 865,239 | \$ | 106,576 | 14.05 % | |
| Student Service Support | \$ | 1,171,935 | \$ | 1,265,021 | \$ | 93,086 | 7.94 % | |
| Institutional Support | \$ | 2,982,049 | \$ | 3,573,634 | \$ | 591,585 | 19.84 % | 1) |
| Plant Support | \$ | 629,119 | \$ | 912,782 | \$ | 283,663 | 45.09 % | 2) |
| Scholarships & Fellowships | \$ | - | \$ | - | \$ | - | - % | |
| Total Expenditures | \$ | 18,928,700 | \$ | 19,718,842 | \$ | 790,142 | 4.17 % | |
| Transfers Out | | | | | | | | |
| TPEG | \$ | 387,272 | \$ | 405,970 | \$ | 18,698 | 4.83 % | |
| TRB Debt Service | \$ | 1,333,692 | \$ | 1,319,086 | \$ | (14,606) | (1.10)% | |
| HEF - Debt Service | \$ | - | \$ | - | \$ | - | - % | |
| HEF - Plant | \$ | 1,895,984 | \$ | 1,909,817 | \$ | 13,833 | 0.73 % | |
| Other | \$ | - | \$ | - | \$ | - | - % | |
| Total Transfers Out | \$ | 3,616,948 | \$ | 3,634,873 | \$ | 17,925 | 0.50 % | |
| Total Budgeted Expenditures & Transfers Out | \$ | 22,545,648 | \$ | 23,353,715 | \$ | 808,067 | 3.58 % | |

Lamar Institute of Technology

Table A 2
Educational and General Funds
Budgeted Expenditures

| NOTE | ITEM DESCRIPTION | AMOUNT CHANGED | EXPLANATION |
|-------------|-------------------------|---------------------------|---|
| 1) | Institutional Support | \$ 591,585 | Increased payables to be paid out of state funds. |
| 2) | Plant Support | \$ 283,663 | Increase payables to be paid out of state funds. |

Lamar Institute of Technology

**Table B 1
Designated Funds
Revenues and Transfers**

| | FY 2020 | | FY 2021 | | Variance | | Note |
|---------------------------------------|-----------------|------------------|-----------------|------------------|-----------|----------------|---------------|
| | APPROVED BUDGET | | PROPOSED BUDGET | | DOLLAR | PERCENT | |
| Tuition and Fees | | | | | | | |
| Designated Tuition | \$ | 2,464,135 | \$ | 2,695,996 | \$ | 231,861 | 9.41 % 1) |
| Institutional Services Fee | \$ | 2,062,086 | \$ | 2,043,006 | \$ | (19,080) | (0.93)% |
| Advising Fee | \$ | - | \$ | - | \$ | - | - % |
| Technology Use / Computer Service Fee | \$ | - | \$ | - | \$ | - | - % |
| Environmental Service Fee | \$ | - | \$ | - | \$ | - | - % |
| ID / One-Card Fee | \$ | - | \$ | - | \$ | - | - % |
| Library Fee | \$ | 309,972 | \$ | 325,113 | \$ | 15,141 | 4.88 % |
| International Education Fee | \$ | - | \$ | - | \$ | - | - % |
| Student Publication Fee | \$ | - | \$ | - | \$ | - | - % |
| Academic Program Fees | \$ | 385,349 | \$ | 224,554 | \$ | (160,795) | (41.73)% |
| Distance Learning Fee | \$ | 225,153 | \$ | 391,595 | \$ | 166,442 | 73.92 % |
| Records Fee | \$ | - | \$ | - | \$ | - | - % |
| Recreation Fee | \$ | - | \$ | - | \$ | - | - % |
| University Center Fee | \$ | - | \$ | - | \$ | - | - % |
| International Study Fee | \$ | - | \$ | - | \$ | - | - % |
| Repeat Fee | \$ | - | \$ | - | \$ | - | - % |
| Other | \$ | - | \$ | - | \$ | - | - % |
| Total Tuition and Fees | \$ | 5,446,695 | \$ | 5,680,264 | \$ | 233,569 | 4.29 % |
| Investment Income | \$ | 48,971 | \$ | 28,517 | \$ | (20,454) | (41.77)% |
| Other Revenue | \$ | 115,787 | \$ | 112,391 | \$ | (3,396) | (2.93)% |
| Total Revenues | \$ | 5,611,453 | \$ | 5,821,172 | \$ | 209,719 | 3.74 % |
| Transfers In | | | | | | | |
| TPEG | \$ | 387,272 | \$ | 405,970 | \$ | 18,698 | 4.83 % |
| Auxiliary Funds | \$ | - | \$ | - | \$ | - | - % |
| Other | \$ | - | \$ | - | \$ | - | - % |
| Total Transfers In | \$ | 387,272 | \$ | 405,970 | \$ | 18,698 | 4.83 % |
| Budgeted Fund Balances | \$ | - | \$ | - | \$ | - | - % |
| Total Budgeted Funds | \$ | 5,998,725 | \$ | 6,227,142 | \$ | 228,417 | 3.81 % |

Lamar Institute of Technology

Table B 1 Designated Funds Revenues and Transfers

| NOTE | ITEM DESCRIPTION | AMOUNT CHANGED | EXPLANATION |
|------|--------------------|-------------------|-----------------------------|
| 1) | Designated Tuition | \$ 231,861 | FY 20 enrollment increased. |

Lamar Institute of Technology

**Table B 2
Designated Funds
Budgeted Expenditures**

| | FY 2020 | | FY 2021 | | Variance | | Note | |
|--|-----------------|------------------|-----------------|------------------|-----------|------------------|-----------------|----|
| | APPROVED BUDGET | | PROPOSED BUDGET | | DOLLAR | PERCENT | | |
| Instruction Support | \$ | 766,632 | \$ | 836,029 | \$ | 69,397 | 9.05 % | |
| Research / Organized Research | \$ | - | \$ | - | \$ | - | - % | |
| Public Service | \$ | 60,092 | \$ | 61,000 | \$ | 908 | 1.51 % | |
| Academic Support | \$ | 221,097 | \$ | 241,895 | \$ | 20,798 | 9.41 % | |
| Student Support | \$ | 95,483 | \$ | 98,150 | \$ | 2,667 | 2.79 % | |
| Institutional Support | \$ | 3,477,080 | \$ | 3,743,046 | \$ | 265,966 | 7.65 % | 1) |
| Plant Support | \$ | 750,000 | \$ | 805,000 | \$ | 55,000 | 7.33 % | |
| Scholarships & Fellowships | \$ | - | \$ | - | \$ | - | - % | |
| Total Expenditures | \$ | 5,370,384 | \$ | 5,785,120 | \$ | 414,736 | 7.72 % | |
| Transfers Out | | | | | | | | |
| System Assessment | \$ | 421,227 | \$ | 234,907 | \$ | (186,320) | (44.23)% | |
| Debt Service | \$ | - | \$ | - | \$ | - | - % | |
| E&G | \$ | - | \$ | - | \$ | - | - % | |
| Auxiliary | \$ | - | \$ | - | \$ | - | - % | |
| Other | \$ | 207,114 | \$ | 207,114 | \$ | - | - % | |
| Total Transfers Out | \$ | 628,341 | \$ | 442,021 | \$ | (186,320) | (29.65)% | |
| Total Budgeted Expenditures & Transfers Out | \$ | 5,998,725 | \$ | 6,227,141 | \$ | 228,416 | 3.81 % | |

Lamar Institute of Technology

Table B 2 Designated Funds Budgeted Expenditures

| NOTE | ITEM DESCRIPTION | AMOUNT CHANGED | EXPLANATION |
|-------------|-------------------------|---------------------------|--|
| 1) | Institutional Support | \$ 265,966 | Moved system insurance out of system assessment and into institutional support |

Lamar Institute of Technology

**Table C 1
Auxiliary Funds
Revenues and Transfers**

| | | FY 2020 | FY 2021 | Variance | | Note |
|---------------------------------|-----------|------------------|---------------------|---------------------|-----------------|------|
| | | APPROVED BUDGET | PROPOSED BUDGET | DOLLAR | PERCENT | |
| Fees | | | | | | |
| Athletic Fee | \$ | - | \$ - | - | - % | |
| Medical Service Fee | \$ | 203,802 | \$ 195,259 | \$ (8,543) | (4.19)% | |
| Student Service Fee | \$ | 266,130 | \$ 267,768 | \$ 1,638 | 0.62 % | |
| Recreational Sport Fee | \$ | 418,401 | \$ 392,423 | \$ (25,978) | (6.21)% | |
| Student Center Fee | \$ | 178,475 | \$ 171,765 | \$ (6,710) | (3.76)% | |
| Student Bus Fee | \$ | - | \$ - | - | - % | |
| ID Card Fee | \$ | - | \$ - | - | - % | |
| Other | \$ | 109,748 | \$ - | \$ (109,748) | (100.00)% | |
| Total Fees | \$ | 1,176,556 | \$ 1,027,215 | \$ (149,341) | (12.69)% | |
| Sales and Services | | | | | | |
| Sales and Services | \$ | - | \$ - | - | - % | |
| Housing | \$ | - | \$ - | - | - % | |
| Dining | \$ | 12,000 | \$ - | \$ (12,000) | (100.00)% | |
| Parking | \$ | - | \$ 91,982 | \$ 91,982 | 100.00 % | |
| Athletics | \$ | - | \$ - | - | - % | |
| Bookstore | \$ | - | \$ - | - | - % | |
| Other | \$ | - | \$ 8,422 | \$ 8,422 | 100.00 % | |
| Total Sales and Services | \$ | 12,000 | \$ 100,404 | \$ 88,404 | 736.70 % | |
| Investment Income | \$ | - | \$ - | - | - % | |
| Other Income | \$ | - | \$ - | - | - % | |
| Total Revenues | \$ | 1,188,556 | \$ 1,127,619 | \$ (60,937) | (5.13)% | |
| Transfers In | | | | | | |
| Designated Tuition | \$ | - | \$ - | - | - % | |
| Other | \$ | - | \$ - | - | - % | |
| Total Transfers In | \$ | - | \$ - | - | - % | |
| Budgeted Fund Balances | \$ | - | \$ - | - | - % | |
| Total Budgeted Funds | \$ | 1,188,556 | \$ 1,127,619 | \$ (60,937) | (5.13)% | |

Lamar Institute of Technology

**Table C 2
Auxiliary Funds
Budgeted Expenditures**

| | FY 2020 | | FY 2021 | | Variance | | Note |
|--|-----------------|------------------|-----------------|------------------|-----------|-----------------|-----------------|
| | APPROVED BUDGET | | PROPOSED BUDGET | | DOLLAR | PERCENT | |
| Athletic Fee | \$ | - | \$ | - | \$ | - | - % |
| Medical Service Fee | \$ | 203,802 | \$ | 195,259 | \$ | (8,543) | (4.19)% |
| Student Service Fee | \$ | 266,130 | \$ | 267,768 | \$ | 1,638 | 0.62 % |
| Recreational Sport Fee | \$ | 418,401 | \$ | 392,423 | \$ | (25,978) | (6.21)% |
| Student Center Fee | \$ | 178,475 | \$ | 171,765 | \$ | (6,710) | (3.76)% |
| Student Bus Fee | \$ | - | \$ | - | \$ | - | - % |
| ID Card Fee | \$ | - | \$ | - | \$ | - | - % |
| Total Fee Based Expenditures | \$ | 1,066,808 | \$ | 1,027,215 | \$ | (39,593) | (3.71)% |
| | | | | | | | |
| Housing | \$ | - | \$ | - | \$ | - | - % |
| Dining | \$ | 12,000 | \$ | - | \$ | (12,000) | (100.00)% |
| Parking | \$ | 87,047 | \$ | 91,982 | \$ | 4,935 | 5.67 % |
| Athletics | \$ | - | \$ | - | \$ | - | - % |
| Bookstore | \$ | - | \$ | - | \$ | - | - % |
| Other | \$ | 22,701 | \$ | 8,422 | \$ | (14,279) | (62.90)% |
| Total Sales & Services Based Expenditures | \$ | 121,748 | \$ | 100,404 | \$ | (21,344) | (17.53)% |
| | | | | | | | |
| Transfers Out | | | | | | | |
| Debt Service | | | | | | | |
| Medical Service | \$ | - | \$ | - | \$ | - | - % |
| Athletics | \$ | - | \$ | - | \$ | - | - % |
| Student Center | \$ | - | \$ | - | \$ | - | - % |
| Student Service | \$ | - | \$ | - | \$ | - | - % |
| Housing | \$ | - | \$ | - | \$ | - | - % |
| Dining | \$ | - | \$ | - | \$ | - | - % |
| Parking and Public Safety | \$ | - | \$ | - | \$ | - | - % |
| Recreational Sports | \$ | - | \$ | - | \$ | - | - % |
| Other | \$ | - | \$ | - | \$ | - | - % |
| Real Estate Rental | \$ | - | \$ | - | \$ | - | - % |
| Vending | \$ | - | \$ | - | \$ | - | - % |
| Designated Funds | \$ | - | \$ | - | \$ | - | - % |
| Other | \$ | - | \$ | - | \$ | - | - % |
| Total Transfers Out | \$ | - | \$ | - | \$ | - | - % |
| | | | | | | | |
| Total Budgeted Expenditures & Transfers Out | \$ | 1,188,556 | \$ | 1,127,619 | \$ | (60,937) | (5.13)% |

Lamar Institute of Technology

TABLE E
Student Services and Activities Financed by Student Services Fees
Estimated Revenue, Fund Balances and Budgeted Expenditures

| | FY 2020 | | FY 2021 | | Variance | | Note |
|---|-----------------|-----------|-----------------|-----------|----------|-----------|----------|
| | APPROVED BUDGET | | PROPOSED BUDGET | | DOLLAR | PERCENT | |
| Student Services Fee per Semester Credit Hour | \$ | 5.00 | \$ | 5.00 | \$ | - | - % |
| Student Services Fee Fund Balance at Beginning of Year (Net of Encumbrances) | \$ | 2,749,753 | \$ | 2,579,302 | \$ | (170,451) | (6.20)% |
| Forecasted Revenue: | | | | | | | |
| SSF Revenue | \$ | 266,130 | \$ | 267,768 | \$ | 1,638 | 0.62 % |
| Revenue Earned from Activities | \$ | - | \$ | - | \$ | - | - % |
| Interest Revenue | \$ | 1,116 | \$ | 2,309 | \$ | 1,193 | 106.90 % |
| Transfer In | \$ | - | \$ | - | \$ | - | - % |
| Total Forecasted Revenue: | \$ | 267,246 | \$ | 270,077 | \$ | 2,831 | 1.06 % |
| Budgeted Student Service Fee Expenditures: | | | | | | | |
| 1. Textbook Rentals | \$ | - | \$ | - | \$ | - | - % |
| 2. Recreational Activities | \$ | 229,540 | \$ | 237,200 | \$ | 7,660 | 3.34 % |
| 3. Health and Hospital Services | \$ | - | \$ | - | \$ | - | - % |
| 4. Medical Services | \$ | - | \$ | - | \$ | - | - % |
| 5. Intramural and Intercollegiate Athletics | \$ | - | \$ | - | \$ | - | - % |
| 6. Artists and Lecture Series | \$ | 10,000 | \$ | 10,000 | \$ | - | - % |
| 7. Cultural Entertainment Series | \$ | 29,800 | \$ | 29,800 | \$ | - | - % |
| 8. Debating and Oratorical Activities | \$ | - | \$ | - | \$ | - | - % |
| 9. Student Publications | \$ | - | \$ | - | \$ | - | - % |
| 10. Student Government | \$ | 106,235 | \$ | 109,000 | \$ | 2,765 | 2.60 % |
| 11. Student Fee Advisory Committee | \$ | - | \$ | - | \$ | - | - % |
| 12. Student Transportation Services Other Than Those in TEC 54.504, 511, 512, 513 | \$ | - | \$ | - | \$ | - | - % |
| 13. Other (See Detail Below) | \$ | 610,338 | \$ | 237,850 | \$ | (372,488) | (61.03)% |
| Total Budgeted Expenditures | \$ | 985,913 | \$ | 623,850 | \$ | (362,063) | (36.72)% |
| Estimated Student Services Fee Fund Balance at End of Year | \$ | 2,031,086 | \$ | 2,225,529 | \$ | 194,443 | 9.57 % |

Student Services Advisory Committee Meeting:

06/30/2020

Lamar Institute of Technology

TABLE E
Student Services and Activities Financed by Student Services Fees
Estimated Revenue, Fund Balances and Budgeted Expenditures

| | | | | | | |
|--------------------------------------|-----------|----------------|-----------|----------------|-----------|---------------------------|
| Detail of Other: | | | | | | |
| Media Lab | \$ | 44,838 | \$ | 3,600 | \$ | (41,238) (91.97)% |
| Online Tutoring - Distance Education | \$ | 14,700 | \$ | 17,150 | \$ | 2,450 16.67 % |
| Public Information | \$ | 400,000 | \$ | - | \$ | (400,000) (100.00)% 1) |
| Contingency | \$ | 50,000 | \$ | 50,000 | \$ | - - % |
| Equipment/Furniture Student Success | \$ | - | \$ | - | \$ | - - % |
| Megabytes Food Service | \$ | - | \$ | - | \$ | - - % |
| Skills USA | \$ | 76,000 | \$ | 74,000 | \$ | (2,000) (2.63)% |
| Professional Tutors - Learning Lab | \$ | 22,800 | \$ | - | \$ | (22,800) (100.00)% |
| Salaries | \$ | - | \$ | - | \$ | - - % |
| Diagnostic Sonography Organization | \$ | 2,000 | \$ | 2,000 | \$ | - - % |
| Software | \$ | - | \$ | 21,500 | \$ | 21,500 100.00 % |
| Software | \$ | - | \$ | 30,600 | \$ | 30,600 100.00 % |
| Software | \$ | - | \$ | 39,000 | \$ | 39,000 100.00 % |
| Provide Description | \$ | - | \$ | - | \$ | - - % |
| Provide Description | \$ | - | \$ | - | \$ | - - % |
| Total Other | \$ | 610,338 | \$ | 237,850 | \$ | (372,488) (61.03)% |

Lamar Institute of Technology

TABLE E

Student Services and Activities Financed by Student Services Fees Estimated Revenue, Fund Balances and Budgeted Expenditures

| NOTE | ITEM DESCRIPTION | AMOUNT CHANGED | EXPLANATION |
|------|-------------------------------------|-------------------|---|
| 1) | Detail of Other: Public Information | \$ (400,000) | Moved this expense to be paid out of state funds. |

Lamar Institute of Technology

Table F
Matrix of Budgeted Operating Expenses

| | Instruction | Research | Public Service | Academic Support | Student Services | Institutional Support | Operation & Maintenance of Plant | Scholarships/ Fellowships | Auxiliary | Total Expenses |
|---------------------|----------------------|-----------------|-----------------------|-------------------------|-------------------------|------------------------------|---|----------------------------------|---------------------|-----------------------|
| Salary | \$ 8,780,775 | \$ - | \$ 28,257 | \$ 641,079 | \$ 897,545 | \$ 2,528,892 | \$ 239,480 | \$ - | \$ - | \$ 13,116,028 |
| Benefits | \$ 2,366,791 | \$ - | \$ 7,616 | \$ 172,798 | \$ 241,926 | \$ 628,143 | \$ 64,550 | \$ - | \$ - | \$ 3,481,824 |
| Travel | \$ - | \$ - | \$ - | \$ 80,000 | \$ 20,000 | \$ 100,000 | \$ - | \$ - | \$ 72,000 | \$ 272,000 |
| O&M | \$ 2,101,367 | \$ - | \$ 64,390 | \$ 213,257 | \$ 203,700 | \$ 4,059,645 | \$ 1,045,752 | \$ - | \$ 1,055,619 | \$ 8,743,730 |
| Utilities | \$ - | \$ - | \$ - | \$ - | \$ - | \$ - | \$ 368,000 | \$ - | \$ - | \$ 368,000 |
| Capital | \$ 650,000 | \$ - | \$ - | \$ - | \$ - | \$ - | \$ - | \$ - | \$ - | \$ 650,000 |
| Other | \$ - | \$ - | \$ - | \$ - | \$ - | \$ - | \$ - | \$ - | \$ - | \$ - |
| Total Budget | \$ 13,898,933 | \$ - | \$ 100,263 | \$ 1,107,134 | \$ 1,363,171 | \$ 7,316,680 | \$ 1,717,782 | \$ - | \$ 1,127,619 | \$ 26,631,582 |

Lamar Institute of Technology

Recapitulation of Budgeted Revenues, Expenditures, Transfers, and Use of Reserves For Fiscal Year Ending

| | Estimated | Transfers | Budgeted | Total | Budgeted | Transfers | Total | Net |
|-----------------------|----------------------|-------------------|-----------------|----------------------|------------------------|-----------------------|------------------------|-----------------------|
| | Revenues | In | Use of | Budgeted | Expenditures | Out | Budgeted | Transfers * |
| | | | Reserves | Sources | | | Uses | |
| Educational & General | \$ 23,353,715 | \$ - | \$ - | \$ 23,353,715 | \$ (19,718,842) | \$ (3,634,873) | \$ (23,353,715) | \$ (3,634,873) |
| Designated | \$ 5,821,172 | \$ 405,970 | \$ - | \$ 6,227,142 | \$ (5,785,120) | \$ (442,021) | \$ (6,227,141) | \$ (36,051) |
| Auxiliary Enterprises | \$ 1,127,619 | \$ - | \$ - | \$ 1,127,619 | \$ (1,127,619) | \$ - | \$ (1,127,619) | \$ - |
| Total | \$ 30,302,506 | \$ 405,970 | \$ - | \$ 30,708,476 | \$ (26,631,581) | \$ (4,076,894) | \$ (30,708,475) | \$ (3,670,924) |



Office of the President

July 10, 2020

The Honorable Regents:

We make the following declarations in conjunction with the submission of the Lamar State College Orange budget and supporting Regents' Budget Summary for the fiscal year beginning September 1, 2020. The proposed budget encompasses the educational and general (E&G), designated, and auxiliary funds of the college.

Assumptions

Enrollment for FY 20 had a small increase in comparison to FY 19, with the exception of Summer which had unusually high enrollment. However, due to the current COVID-19 Pandemic, we based our revenue projections for FY21 off of FY 20 enrollment figures with a 10% cut in revenue calculations. Other than COVID-19 possibly affecting enrollment in the future, we do not anticipate any major changes that would impact either revenue or expenses.

New Budget Initiatives

The college continues to expand outreach efforts to inform Southeast Texas and Southwest Louisiana of the exemplary learning opportunities that we provide. We have increased our advertising efforts in both Texas and Louisiana to reach as many potential students as possible. We are offering additional scholarships beyond the usual scholarships to entice students to enroll with our campus and to retain our current students during these financially strained times. The college has purchased the closed Capital One Bank adjacent to the campus. The site is designated for the construction of our new Academic Center when tuition revenue bonds become available. The college has also purchased a corner lot adjacent to the campus that will be constructed into a Workforce Learning Academy. We are in the process of closing on the purchase of a closed trucking terminal that will be used to house our Logistics programs, which will include programs such as Truck Driving and Forklift Training. When the economy gets back to a more normal state, we plan to reevaluate the FY21 budget and any new initiatives at that time.

Budget Reductions

Due to COVID-19 and estimated reductions in revenue, the college reduced operating budgets from FY 20 by 10% for most departmental budgets and reduced all travel budgets from FY 20 by 50% for FY21. All travel funds were moved into holding locations until travel is allowed in FY21. These funds will be released when the directive is given to allow travel again. All hiring activities for open positions are being placed on hold unless the President approves hiring. Departments are being asked to review position workloads and eliminate positions or combine positions where feasible. The FY 21 budget focusses on saving our resources in these uncertain times while focusing on boosting enrollment and promoting our current programs.



Office of the President

E&G Funds

For the FY20 to FY21 Biennium, State Formula Funding for the college increased to help alleviate disparity between Community Colleges and the State Colleges. This additional parity funding amounted to a \$4.7 million biennial increase. The additional parity funding allowed the college to move allowable salaries and benefits previously funded by designated and auxiliary funds to E&G. The parity allowed the campus to eliminate transfers needed from designated funds to cover deficits in E&G. Our HEF allocation is budgeted for debt service (\$339,900) and capital equipment (\$100,000). The balance of our HEF appropriation is reserved for future capital projects. The budget is reflective of the additional appropriation of \$637,486 for non-formula support for new Allied Health programs and the Maritime Training program.

Designated Funds

Beginning in FY 20, we received a parity appropriation and were able to reduce Designated Tuition by 49% and eliminate incidental fees, while replacing them with a new Institutional Service Fee of \$31 per semester credit hour. With this parity, we were able to reduce our hourly tuition rate to \$133 per semester credit hour. With moving salaries and benefits out of designated funds and only leaving operating funds for the departments, we were able to eliminate most of the needed budgeted transfers to balance out other fund types. However, budgeted transfers do remain now to transfer fund balances from Institutional Service Fee to the other fees that were eliminated with the parity.

Auxiliary Funds

Due to COVID-19, the Student Service Fee group decided to lower their approved budgets to a standard amount for all clubs and organizations and to hold an additional Student Service Fee Hearing later in the Fall. Each club or organization will be receiving a standard \$2,800 budget. If later in the year student events are allowed, then the Student Service Fee group will revisit and decide whether or not to increase budgets at that time. Most other budgets within Auxiliary fund type remain flat. With the reduced Student Service Fee and Student Center Fee, a budgeted transfer of \$273,239 from Institutional Service Fee is included for FY21. The budget uses \$58,219.50 in Student Center Fee fund balance to repair the air handler. The Gator Café was opened in FY20 and provides grab and go meal options, as well as daily specials, for the students, faculty, staff and community.

Salary Administration

The budget does not include a merit pool at this time. Future merit decisions will be determined based on actual enrollment. All open positions have been frozen and all positions that become vacant are being frozen for positions which are considered essential. This has and will create salary savings to contribute to budget reductions.



Office of the President

Conclusion

With the new changes in funding and tuition and fee structure implemented in FY20, the college has experienced slight increases in enrollment. With our added advertising efforts and increased scholarship offerings, we are making every effort possible to attract as many potential students as possible with hopes that this will lead to increased enrollment on our campus. Lamar State College Orange remains in sound fiscal condition and we have adequate resources to maintain our commitment to quality instruction and support services. We continue to have adequate financial reserves to handle any unanticipated contingencies. The Leadership Team continues to look for ways to remove as many of the financial barriers facing our students as possible so that our mission of transforming lives and communities through the continual pursuit of academic, professional, and personal excellence can become a reality for everyone who dreams of a bright, Orange future.

Sincerely,

Dr. Thomas Johnson
President

Mary Wickland, CPA
Vice President for Finance and Operations

Lamar State College-Orange

Budget Summary

| | FY 2020 | | FY 2021 | | Variance | |
|-------------------------------|----------------------|--|----------------------|--|-----------------------|----------------|
| | APPROVED BUDGET | | PROPOSED BUDGET | | DOLLAR | PERCENT |
| Revenues | | | | | | |
| Tuition and Fees | \$ 6,259,744 | | \$ 5,571,588 | | \$ (688,156) | (10.99)% |
| State Appropriations | \$ 14,291,915 | | \$ 14,089,330 | | \$ (202,585) | (1.42)% |
| Sales and Services | \$ 191,500 | | \$ 180,750 | | \$ (10,750) | (5.61)% |
| Other | \$ 985,740 | | \$ 780,450 | | \$ (205,290) | (20.83)% |
| Operating Revenues | \$ 21,728,899 | | \$ 20,622,118 | | \$ (1,106,781) | (5.09)% |
| Transfers In | \$ 537,073 | | \$ 608,086 | | \$ 71,013 | 13.22 % |
| Budgeted Use of Fund Balance | \$ 538,004 | | \$ (284,990) | | \$ (822,994) | (152.97)% |
| Total Revenues | \$ 22,803,976 | | \$ 20,945,214 | | \$ (1,858,762) | (8.15)% |
| Expenditures | | | | | | |
| Instruction Support | \$ 7,747,818 | | \$ 6,790,233 | | \$ (957,585) | (12.36)% |
| Research / Organized Research | \$ - | | \$ - | | \$ - | - % |
| Public Service | \$ 659,821 | | \$ 464,450 | | \$ (195,371) | (29.61)% |
| Academic Support | \$ 3,362,866 | | \$ 2,504,409 | | \$ (858,457) | (25.53)% |
| Student Support | \$ 1,308,162 | | \$ 1,407,714 | | \$ 99,552 | 7.61 % |
| Institutional Support | \$ 3,980,923 | | \$ 3,984,483 | | \$ 3,560 | 0.09 % |
| Plant Support | \$ 1,569,640 | | \$ 1,493,220 | | \$ (76,420) | (4.87)% |
| Scholarships & Fellowships | \$ 455,664 | | \$ 409,847 | | \$ (45,817) | (10.05)% |
| Auxiliary Enterprises | \$ 765,201 | | \$ 710,834 | | \$ (54,367) | (7.10)% |
| Operating Expenditures | \$ 19,850,095 | | \$ 17,765,191 | | \$ (2,084,905) | (10.50)% |
| Transfers Out | \$ 2,953,881 | | \$ 3,180,024 | | \$ 226,143 | 7.66 % |
| Total Expenditures | \$ 22,803,976 | | \$ 20,945,215 | | \$ (1,858,762) | (8.15)% |

Operating Expenditures by Natural Classification

| | FY 2020 | | FY 2021 | | Variance | |
|-------------------------------------|----------------------|--|----------------------|--|-----------------------|-----------------|
| | APPROVED BUDGET | | PROPOSED BUDGET | | DOLLAR | PERCENT |
| Salary & Wages | \$ 9,354,400 | | \$ 9,044,222 | | \$ (310,178) | (3.32)% |
| Payroll Related Costs | \$ 3,319,410 | | \$ 3,122,680 | | \$ (196,731) | (5.93)% |
| Travel | \$ 188,460 | | \$ 98,939 | | \$ (89,522) | (47.50)% |
| Operations & Maintenance | \$ 2,028,556 | | \$ 4,361,101 | | \$ 2,332,545 | 114.99 % |
| Utilities | \$ 477,000 | | \$ 538,000 | | \$ 61,000 | 12.79 % |
| Capital | \$ 450,600 | | \$ 138,000 | | \$ (312,600) | (69.37)% |
| Other | \$ 4,031,669 | | \$ 462,249 | | \$ (3,569,420) | (88.53)% |
| Total Operating Expenditures | \$ 19,850,095 | | \$ 17,765,190 | | \$ (2,084,905) | (10.50)% |

Lamar State College-Orange

Table A 1
Educational and General Funds
Revenues and Transfers

| | FY 2020 | | FY 2021 | | Variance | | Note | |
|----------------------------------|-----------------|------------|-----------------|------------|----------|-----------|----------|-----|
| | APPROVED BUDGET | | PROPOSED BUDGET | | DOLLAR | PERCENT | | |
| Total Statutory Tuition and Fees | \$ | 2,440,743 | \$ | 1,954,678 | \$ | (486,065) | (19.91)% | (1) |
| State Appropriation | | | | | | | | |
| Bill Pattern General Revenue | \$ | 10,449,161 | \$ | 10,443,155 | \$ | (6,006) | (0.06)% | |
| Benefits | \$ | 2,148,411 | \$ | 2,157,779 | \$ | 9,368 | 0.44 % | |
| Higher Education Fund | \$ | 1,694,343 | \$ | 1,488,396 | \$ | (205,947) | (12.15)% | (2) |
| Hazlewood Reimbursement | \$ | - | \$ | - | \$ | - | - % | |
| Other | \$ | - | \$ | - | \$ | - | - % | |
| Total State Appropriations | \$ | 14,291,915 | \$ | 14,089,330 | \$ | (202,585) | (1.42)% | |
| Other Revenue | \$ | 20,000 | \$ | 20,000 | \$ | - | - % | |
| Total Revenues | \$ | 16,752,658 | \$ | 16,064,008 | \$ | (688,650) | (4.11)% | |
| Transfers In | | | | | | | | |
| Designated Tuition | \$ | - | \$ | - | \$ | - | - % | |
| Technology Service Fee | \$ | - | \$ | - | \$ | - | - % | |
| Other | \$ | - | \$ | - | \$ | - | - % | |
| Total Transfers In | \$ | - | \$ | - | \$ | - | - % | |
| Budgeted Fund Balances | \$ | - | \$ | - | \$ | - | - % | |
| Total Budgeted Funds | \$ | 16,752,658 | \$ | 16,064,008 | \$ | (688,650) | (4.11)% | |

Lamar State College-Orange

Table A 1
Educational and General Funds
Revenues and Transfers

| NOTE | ITEM DESCRIPTION | AMOUNT CHANGED | EXPLANATION |
|-------------|----------------------------------|---------------------------|--|
| (1) | Total Statutory Tuition and Fees | \$ (486,065) | Due to COVID-19, a 10% reduction of budgeted Tuition and Fees has been estimated |
| (2) | Higher Education Fund | \$ (205,947) | HEF appropriation to the campus was reduced. |

Lamar State College-Orange

Table A 2
Educational and General Funds
Budgeted Expenditures

| | FY 2020 | | FY 2021 | | Variance | | Note | |
|--|-----------------|-------------------|-----------------|-------------------|-----------|------------------|----------------|-----|
| | APPROVED BUDGET | | PROPOSED BUDGET | | DOLLAR | PERCENT | | |
| Instruction Support | \$ | 7,054,944 | \$ | 5,964,093 | \$ | (1,090,851) | (15.46)% | (1) |
| Research / Organized Research | \$ | - | \$ | - | \$ | - | - % | |
| Public Service | \$ | 242,757 | \$ | 162,810 | \$ | (79,947) | (32.93)% | |
| Academic Support | \$ | 1,865,070 | \$ | 1,798,289 | \$ | (66,781) | (3.58)% | |
| Student Service Support | \$ | 1,214,322 | \$ | 1,304,518 | \$ | 90,196 | 7.43 % | |
| Institutional Support | \$ | 2,196,352 | \$ | 2,668,293 | \$ | 471,941 | 21.49 % | (2) |
| Plant Support | \$ | 1,569,640 | \$ | 1,493,220 | \$ | (76,420) | (4.87)% | |
| Scholarships & Fellowships | \$ | - | \$ | - | \$ | - | - % | |
| Total Expenditures | \$ | 14,143,085 | \$ | 13,391,223 | \$ | (751,862) | (5.32)% | |
| Transfers Out | | | | | | | | |
| TPEG | \$ | 417,515 | \$ | 372,052 | \$ | (45,463) | (10.89)% | |
| TRB Debt Service | \$ | 918,315 | \$ | 912,337 | \$ | (5,978) | (0.65)% | |
| HEF - Debt Service | \$ | 342,700 | \$ | 339,900 | \$ | (2,800) | (0.82)% | |
| HEF - Plant | \$ | 931,043 | \$ | 1,048,496 | \$ | 117,453 | 12.62 % | |
| Other | \$ | - | \$ | - | \$ | - | - % | |
| Total Transfers Out | \$ | 2,609,573 | \$ | 2,672,785 | \$ | 63,212 | 2.42 % | |
| Total Budgeted Expenditures & Transfers Out | \$ | 16,752,658 | \$ | 16,064,008 | \$ | (688,650) | (4.11)% | |

Lamar State College-Orange

Table A 2
Educational and General Funds
Budgeted Expenditures

| NOTE | ITEM DESCRIPTION | AMOUNT CHANGED | EXPLANATION |
|-------------|-------------------------|---------------------------|---|
| (1) | Instructional Support | \$ (1,090,851) | Due to strict bugeting guidelines, all continengies were removed from FY21 budget. |
| (2) | Institutional Support | \$ 471,941 | After removing contingencies for salaries, Institutional Support Insurance, System Office Support, and Audit Chargebacks budgets were moved to E&G from Designated. |

Lamar State College-Orange

**Table B 1
Designated Funds
Revenues and Transfers**

| | FY 2020 | | FY 2021 | | Variance | | Note |
|---------------------------------------|-----------------|------------------|-----------------|------------------|-----------|--------------------|-----------------|
| | APPROVED BUDGET | | PROPOSED BUDGET | | DOLLAR | PERCENT | |
| Tuition and Fees | | | | | | | |
| Designated Tuition | \$ | 1,695,365 | \$ | 1,669,885 | \$ | (25,480) | (1.50)% |
| Institutional Services Fee | \$ | 1,205,931 | \$ | 1,092,955 | \$ | (112,976) | (9.37)% |
| Advising Fee | \$ | - | \$ | - | \$ | - | - % |
| Technology Use / Computer Service Fee | \$ | - | \$ | - | \$ | - | - % |
| Environmental Service Fee | \$ | - | \$ | - | \$ | - | - % |
| ID / One-Card Fee | \$ | - | \$ | - | \$ | - | - % |
| Library Fee | \$ | 1,000 | \$ | 1,000 | \$ | - | - % |
| International Education Fee | \$ | - | \$ | - | \$ | - | - % |
| Student Publication Fee | \$ | - | \$ | - | \$ | - | - % |
| Academic Program Fees | \$ | - | \$ | - | \$ | - | - % |
| Distance Learning Fee | \$ | 269,790 | \$ | 226,640 | \$ | (43,150) | (15.99)% |
| Records Fee | \$ | - | \$ | - | \$ | - | - % |
| Recreation Fee | \$ | - | \$ | - | \$ | - | - % |
| University Center Fee | \$ | - | \$ | - | \$ | - | - % |
| International Study Fee | \$ | - | \$ | - | \$ | - | - % |
| Repeat Fee | \$ | - | \$ | - | \$ | - | - % |
| Other | \$ | 374,609 | \$ | 382,334 | \$ | 7,725 | 2.06 % |
| Total Tuition and Fees | \$ | 3,546,695 | \$ | 3,372,814 | \$ | (173,881) | (4.90)% |
| Investment Income | \$ | 272,050 | \$ | 271,100 | \$ | (950) | (0.35)% |
| Other Revenue | \$ | 643,090 | \$ | 432,250 | \$ | (210,840) | (32.79)% (1) |
| Total Revenues | \$ | 4,461,835 | \$ | 4,076,164 | \$ | (385,671) | (8.64)% |
| Transfers In | | | | | | | |
| TPEG | \$ | 375,764 | \$ | 334,847 | \$ | (40,917) | (10.89)% |
| Auxiliary Funds | \$ | - | \$ | - | \$ | - | - % |
| Other | \$ | - | \$ | - | \$ | - | - % |
| Total Transfers In | \$ | 375,764 | \$ | 334,847 | \$ | (40,917) | (10.89)% |
| Budgeted Fund Balances | \$ | 448,518 | \$ | (240,639) | \$ | (689,157) | (153.65)% (2) |
| Total Budgeted Funds | \$ | 5,286,117 | \$ | 4,170,372 | \$ | (1,115,745) | (21.11)% |

Lamar State College-Orange

Table B 1
Designated Funds
Revenues and Transfers

| NOTE | ITEM DESCRIPTION | AMOUNT CHANGED | EXPLANATION |
|------|-----------------------|-------------------|--|
| (1) | Other Revenue | \$ (210,840) | Brown Estate revenue was overbudgeted in FY20. An adjustment was made in FY21 to properly reflect a more accurate estimate of revenue. |
| (2) | Budgeted Fund Balance | \$ (689,157) | Due to COVID-19 and the campus being conservative in the budgeting of Designated funds, departmental operating budgets were reduced by 10% and travel budgets were reduced by 50%. In turn, this increased the Designated Fund Balance. Once the campus is more certain about enrollment, departmental 'budgets may be increased at that time. |

Lamar State College-Orange

**Table B 2
Designated Funds
Budgeted Expenditures**

| | FY 2020 | | FY 2021 | | Variance | | Note | |
|--|-----------------|------------------|-----------------|------------------|-----------|--------------------|-----------------|-----|
| | APPROVED BUDGET | | PROPOSED BUDGET | | DOLLAR | PERCENT | | |
| Instruction Support | \$ | 692,874 | \$ | 826,140 | \$ | 133,266 | 19.23 % | |
| Research / Organized Research | \$ | - | \$ | - | \$ | - | - % | |
| Public Service | \$ | 417,064 | \$ | 301,640 | \$ | (115,424) | (27.68)% | |
| Academic Support | \$ | 1,497,796 | \$ | 706,121 | \$ | (791,676) | (52.86)% | (1) |
| Student Support | \$ | 93,840 | \$ | 103,196 | \$ | 9,356 | 9.97 % | |
| Institutional Support | \$ | 1,784,571 | \$ | 1,316,190 | \$ | (468,381) | (26.25)% | (2) |
| Plant Support | \$ | - | \$ | - | \$ | - | - % | |
| Scholarships & Fellowships | \$ | 455,664 | \$ | 409,847 | \$ | (45,817) | (10.05)% | |
| Total Expenditures | \$ | 4,941,809 | \$ | 3,663,133 | \$ | (1,278,676) | (25.87)% | |
| Transfers Out | | | | | | | | |
| System Assessment | \$ | 183,000 | \$ | 180,000 | \$ | (3,000) | (1.64)% | |
| Debt Service | \$ | - | \$ | 54,000 | \$ | 54,000 | 100.00 % | |
| E&G | \$ | - | \$ | - | \$ | - | - % | |
| Auxiliary | \$ | 161,308 | \$ | 273,239 | \$ | 111,931 | 69.39 % | |
| Other | \$ | - | \$ | - | \$ | - | - % | |
| Total Transfers Out | \$ | 344,308 | \$ | 507,239 | \$ | 162,931 | 47.32 % | |
| Total Budgeted Expenditures & Transfers Out | \$ | 5,286,117 | \$ | 4,170,372 | \$ | (1,115,745) | (21.11)% | |

Lamar State College-Orange

Table B 2
Designated Funds
Budgeted Expenditures

| NOTE | ITEM DESCRIPTION | AMOUNT CHANGED | EXPLANATION |
|-------------|-------------------------|---------------------------|--|
| (1) | Academic Support | \$ (791,676) | Due to COVID-19 and the campus being conservative in the budgeting process, the campus reduced IT capital requested budget for technical upgrades. |
| (2) | Institutional Support | \$ (468,381) | After removing contingencies for salaries in E&G, Institutional Support Insurance, System Office Support, and Audit Chargebacks budgets were moved to E&G from Designated. |

Lamar State College-Orange

**Table C 1
Auxiliary Funds
Revenues and Transfers**

| | FY 2020 APPROVED BUDGET | FY 2021 PROPOSED BUDGET | Variance | | Note |
|---------------------------------|----------------------------|----------------------------|--------------------|-----------------|------|
| | | | DOLLAR | PERCENT | |
| Fees | | | | | |
| Athletic Fee | \$ - | \$ - | \$ - | - % | |
| Medical Service Fee | \$ - | \$ - | \$ - | - % | |
| Student Service Fee | \$ 194,504 | \$ 174,683 | \$ (19,821) | (10.19)% | |
| Recreational Sport Fee | \$ - | \$ - | \$ - | - % | |
| Student Center Fee | \$ 77,802 | \$ 68,213 | \$ (9,589) | (12.32)% | |
| Student Bus Fee | \$ - | \$ - | \$ - | - % | |
| ID Card Fee | \$ - | \$ - | \$ - | - % | |
| Other | \$ - | \$ 1,200 | \$ 1,200 | 100.00 % | |
| Total Fees | \$ 272,306 | \$ 244,096 | \$ (28,210) | (10.36)% | |
| Sales and Services | | | | | |
| Housing | \$ - | \$ - | \$ - | - % | |
| Dining | \$ 110,000 | \$ 110,000 | \$ - | - % | |
| Parking | \$ - | \$ - | \$ - | - % | |
| Athletics | \$ - | \$ - | \$ - | - % | |
| Bookstore | \$ 80,000 | \$ 65,000 | \$ (15,000) | (18.75)% | |
| Other | \$ 1,500 | \$ 5,750 | \$ 4,250 | 283.33 % | |
| Total Sales and Services | \$ 191,500 | \$ 180,750 | \$ (10,750) | (5.61)% | |
| Investment Income | \$ 50,600 | \$ 57,100 | \$ 6,500 | 12.85 % | |
| Other Income | \$ - | \$ - | \$ - | - % | |
| Total Revenues | \$ 514,406 | \$ 481,946 | \$ (32,460) | (6.31)% | |
| Transfers In | | | | | |
| Designated Tuition | \$ - | \$ - | \$ - | - % | |
| Other | \$ 161,309 | \$ 273,239 | \$ 111,930 | 69.39 % | |
| Total Transfers In | \$ 161,309 | \$ 273,239 | \$ 111,930 | 69.39 % | |
| Budgeted Fund Balances | \$ 89,486 | \$ (44,351) | \$ (133,837) | (149.56)% | |
| Total Budgeted Funds | \$ 765,201 | \$ 710,834 | \$ (54,367) | (7.10)% | |

Lamar State College-Orange

**Table C 2
Auxiliary Funds
Budgeted Expenditures**

| | FY 2020 | | FY 2021 | | Variance | | Note |
|--|-----------------|----------------|-----------------|----------------|-----------|-----------------|----------------|
| | APPROVED BUDGET | | PROPOSED BUDGET | | DOLLAR | PERCENT | |
| Athletic Fee | \$ | - | \$ | - | \$ | - | - % |
| Medical Service Fee | \$ | - | \$ | - | \$ | - | - % |
| Student Service Fee | \$ | 394,814 | \$ | 325,597 | \$ | (69,218) | (17.53)% |
| Recreational Sport Fee | \$ | - | \$ | - | \$ | - | - % |
| Student Center Fee | \$ | 255,387 | \$ | 265,388 | \$ | 10,001 | 3.92 % |
| Student Bus Fee | \$ | - | \$ | - | \$ | - | - % |
| ID Card Fee | \$ | 5,000 | \$ | 4,850 | \$ | (150) | (3.00)% |
| Total Fee Based Expenditures | \$ | 655,201 | \$ | 595,834 | \$ | (59,367) | (9.06)% |
| | | | | | | | |
| Housing | \$ | - | \$ | - | \$ | - | - % |
| Dining | \$ | 110,000 | \$ | 110,000 | \$ | - | - % |
| Parking | \$ | - | \$ | - | \$ | - | - % |
| Athletics | \$ | - | \$ | - | \$ | - | - % |
| Bookstore | \$ | - | \$ | - | \$ | - | - % |
| Other | \$ | - | \$ | 5,000 | \$ | 5,000 | 100.00 % |
| Total Sales & Services Based Expenditures | \$ | 110,000 | \$ | 115,000 | \$ | 5,000 | 4.55 % |
| | | | | | | | |
| Transfers Out | | | | | | | |
| Debt Service | | | | | | | |
| Medical Service | \$ | - | \$ | - | \$ | - | - % |
| Athletics | \$ | - | \$ | - | \$ | - | - % |
| Student Center | \$ | - | \$ | - | \$ | - | - % |
| Student Service | \$ | - | \$ | - | \$ | - | - % |
| Housing | \$ | - | \$ | - | \$ | - | - % |
| Dining | \$ | - | \$ | - | \$ | - | - % |
| Parking and Public Safety | \$ | - | \$ | - | \$ | - | - % |
| Recreational Sports | \$ | - | \$ | - | \$ | - | - % |
| Other | \$ | - | \$ | - | \$ | - | - % |
| Real Estate Rental | \$ | - | \$ | - | \$ | - | - % |
| Vending | \$ | - | \$ | - | \$ | - | - % |
| Designated Funds | \$ | - | \$ | - | \$ | - | - % |
| Other | \$ | - | \$ | - | \$ | - | - % |
| Total Transfers Out | \$ | - | \$ | - | \$ | - | - % |
| | | | | | | | |
| Total Budgeted Expenditures & Transfers Out | \$ | 765,201 | \$ | 710,834 | \$ | (54,367) | (7.10)% |

Lamar State College-Orange

TABLE E
Student Services and Activities Financed by Student Services Fees
Estimated Revenue, Fund Balances and Budgeted Expenditures

| | FY 2020 | | FY 2021 | | Variance | | Note |
|---|---------------------|--|---------------------|--|--------------------|-----------------|------|
| | APPROVED BUDGET | | PROPOSED BUDGET | | DOLLAR | PERCENT | |
| Student Services Fee per Semester Credit Hour | \$ 5.00 | | \$ 5.00 | | \$ - | - % | |
| Student Services Fee Fund Balance at Beginning of Year (Net of Encumbrances) | \$ 3,217,532 | | \$ 3,257,947 | | \$ 40,415 | 1.26 % | |
| Forecasted Revenue: | | | | | | | |
| SSF Revenue | \$ 194,505 | | \$ 174,683 | | \$ (19,822) | (10.19)% | |
| Revenue Earned from Activities | \$ - | | \$ - | | \$ - | - % | |
| Interest Revenue | \$ 39,000 | | \$ 45,000 | | \$ 6,000 | 15.38 % | |
| Transfer In | \$ 161,309 | | \$ 105,914 | | \$ (55,396) | (34.34)% | |
| Total Forecasted Revenue: | <u>\$ 394,814</u> | | <u>\$ 325,597</u> | | <u>\$ (69,218)</u> | <u>(17.53)%</u> | |
| Budgeted Student Service Fee Expenditures: | | | | | | | |
| 1. Textbook Rentals | \$ - | | \$ - | | \$ - | - % | |
| 2. Recreational Activities | \$ 44,681 | | \$ 44,681 | | \$ - | - % | |
| 3. Health and Hospital Services | \$ - | | \$ - | | \$ - | - % | |
| 4. Medical Services | \$ - | | \$ - | | \$ - | - % | |
| 5. Intramural and Intercollegiate Athletics | \$ 2,800 | | \$ 2,800 | | \$ - | - % | |
| 6. Artists and Lecture Series | \$ 27,500 | | \$ 21,500 | | \$ (6,000) | (21.82)% | |
| 7. Cultural Entertainment Series | \$ - | | \$ - | | \$ - | - % | |
| 8. Debating and Oratorical Activities | \$ 43,100 | | \$ 8,700 | | \$ (34,400) | (79.81)% | |
| 9. Student Publications | \$ 3,650 | | \$ 2,500 | | \$ (1,150) | (31.51)% | |
| 10. Student Government | \$ 38,200 | | \$ 20,675 | | \$ (17,525) | (45.88)% | |
| 11. Student Fee Advisory Committee | \$ - | | \$ - | | \$ - | - % | |
| 12. Student Transportation Services Other Than Those in TEC 54.504, 511, 512, 513 | \$ - | | \$ - | | \$ - | - % | |
| 13. Other (See Detail Below) | \$ 234,883 | | \$ 224,741 | | \$ (10,143) | (4.32)% | |
| Total Budgeted Expenditures | <u>\$ 394,814</u> | | <u>\$ 325,597</u> | | <u>\$ (69,218)</u> | <u>(17.53)%</u> | |
| Estimated Student Services Fee Fund Balance at End of Year | <u>\$ 3,217,532</u> | | <u>\$ 3,257,947</u> | | <u>\$ 40,415</u> | <u>1.26 %</u> | |

Student Services Advisory Committee Meeting:

06/14/2020

Lamar State College-Orange

TABLE E
Student Services and Activities Financed by Student Services Fees
Estimated Revenue, Fund Balances and Budgeted Expenditures

| | | | | | |
|--|-----------|----------------|-----------|----------------|----------------------------|
| Detail of Other: | | | | | |
| Student Assistants Counseling/Student Activities | \$ | 29,970 | \$ | 16,148 | \$ (13,823) (46.12)% |
| Special Populations | \$ | 16,794 | \$ | 16,794 | \$ - - % |
| Study Skills Assistance | \$ | 2,434 | \$ | 1,700 | \$ (734) (30.16)% |
| Retention Counseling and Advising | \$ | 27,515 | \$ | 19,025 | \$ (8,490) (30.86)% |
| Scholarships | \$ | 54,100 | \$ | 52,100 | \$ (2,000) (3.70)% |
| Contingency | \$ | - | \$ | 21,324 | \$ 21,324 100.00 % |
| Title IX Awareness | \$ | 20,700 | \$ | 20,700 | \$ - - % |
| Student Organizations | \$ | 45,620 | \$ | 39,200 | \$ (6,420) (14.07)% |
| Bad Debt Expense for Student Service Fee | \$ | 1,500 | \$ | 1,500 | \$ - - % |
| Student Technology | \$ | 36,250 | \$ | 36,250 | \$ - - % |
| Total Other | \$ | 234,883 | \$ | 224,741 | \$ (10,143) (4.32)% |

Lamar State College-Orange

Table F
Matrix of Budgeted Operating Expenses

| | Instruction | Research | Public Service | Academic Support | Student Services | Institutional Support | Operation & Maintenance of Plant | Scholarships/ Fellowships | Auxiliary | Total Expenses |
|---------------------|---------------------|-----------------|-----------------------|-------------------------|-------------------------|------------------------------|---|----------------------------------|-------------------|-----------------------|
| Salary | \$ 4,415,269 | \$ - | \$ 255,784 | \$ 1,083,494 | \$ 992,344 | \$ 1,842,937 | \$ 361,454 | \$ - | \$ 92,940 | \$ 9,044,222 |
| Benefits | \$ 1,542,927 | \$ - | \$ 89,385 | \$ 378,630 | \$ 337,852 | \$ 646,427 | \$ 126,311 | \$ - | \$ 1,148 | \$ 3,122,680 |
| Travel | \$ 31,646 | \$ - | \$ 6,000 | \$ 3,250 | \$ 9,638 | \$ 36,580 | \$ - | \$ - | \$ 11,825 | \$ 98,939 |
| O&M | \$ 761,408 | \$ - | \$ 73,105 | \$ 998,129 | \$ 51,877 | \$ 1,262,040 | \$ 681,623 | \$ - | \$ 532,919 | \$ 4,361,101 |
| Utilities | \$ - | \$ - | \$ 38,500 | \$ - | \$ - | \$ - | \$ 480,500 | \$ - | \$ 19,000 | \$ 538,000 |
| Capital | \$ - | \$ - | \$ - | \$ 38,000 | \$ - | \$ 50,000 | \$ 50,000 | \$ - | \$ - | \$ 138,000 |
| Other | \$ 39,606 | \$ - | \$ 1,905 | \$ 2,707 | \$ 16,181 | \$ (60,999) | \$ - | \$ 409,847 | \$ 53,002 | \$ 462,249 |
| Total Budget | \$ 6,790,856 | \$ - | \$ 464,679 | \$ 2,504,210 | \$ 1,407,892 | \$ 3,776,985 | \$ 1,699,888 | \$ 409,847 | \$ 710,834 | \$ 17,765,190 |

Lamar State College-Orange

Recapitulation of Budgeted Revenues, Expenditures, Transfers, and Use of Reserves For Fiscal Year Ending 2021

| | Estimated | Transfers | Budgeted | Total | Budgeted | Transfers | Total | Net |
|-----------------------|----------------------|-------------------|---------------------|----------------------|------------------------|-----------------------|------------------------|-----------------------|
| | Revenues | In | Use of | Budgeted | Expenditures | Out | Budgeted | Transfers * |
| | | | Reserves | Sources | | | Uses | |
| Educational & General | \$ 16,064,008 | \$ - | \$ - | \$ 16,064,008 | \$ (13,391,223) | \$ (2,672,785) | \$ (16,064,008) | \$ (2,672,785) |
| Designated | \$ 4,076,164 | \$ 334,847 | \$ (240,639) | \$ 4,170,372 | \$ (3,663,133) | \$ (507,239) | \$ (4,170,372) | \$ (172,392) |
| Auxiliary Enterprises | \$ 481,946 | \$ 273,239 | \$ (44,351) | \$ 710,834 | \$ (710,834) | \$ - | \$ (710,834) | \$ 273,239 |
| Total | \$ 20,622,118 | \$ 608,086 | \$ (284,990) | \$ 20,945,214 | \$ (17,765,191) | \$ (3,180,024) | \$ (20,945,215) | \$ (2,571,938) |



Lamar State College-Port Arthur
Member of The Texas State University System™

July 10, 2020

Members of the Board of Regents,
The Texas State University System

The Honorable Regents,

The following pages are the recommendations for the annual budget of Lamar State College-Port Arthur for the fiscal year beginning September 1, 2020.

With the implementation of parity funding provided by the Texas Legislature, Lamar State College-Port Arthur was experiencing a positive trend in enrollment through the Spring 2020 semester. However, that trend was negatively affected by COVID-19 and the corresponding disruption of services to our students. Although swift adjustments were made to delivery methods in order to continue to provide quality services to our students, the magnitude of the impact of COVID-19 on every student was sizable. As a result of this impact, we expect enrollment to decline for the upcoming year as compared to the previous year. The unexpected trend caused by COVID-19 has been offset by fiscally responsible actions including hiring freezes, a 10% reduction in departmental operating budgets and an estimated 50% decrease in travel budgets. The proposed budget includes all educational and general, designated and auxiliary enterprise activities as well as Higher Education Funds (HEF) budgeted for the upcoming year.

Education and General Funds

The total revenues related to education and general funds which consist mainly of state appropriations for bill pattern revenue and benefits reflected a 2% decrease from FY 2020 to FY 2021 from \$20,124,453 to \$19,810,736. The 2% decline is mainly attributed to the estimated decline in statutory tuition based on a downward enrollment trend due to COVID-19.

Our HEF allocation is budgeted for debt service of \$89,250 and capital equipment of

\$1,023,565. The balance of \$1,104,287 is reserved for possible maintenance and emergency expenditures of our aging campus facilities as well as various campus construction projects in progress.

Designated Funds

The total designated funds budget reflects a decrease of \$892,000 which is mainly attributed to the impact of COVID-19. As a result, designated tuition fees declined by approximately \$307,000 and institutional service fee by approximately \$210,000. In addition, we have factored in a projected decline in revenue attributed to workforce-related programs which amounts to over \$447,000.


Auxiliary Funds

The total auxiliary budget reflects a COVID-19 related decrease from \$1.6 million in FY 2020 to \$1.1 million in FY 2021.

Current Fiscal Condition

Lamar State College-Port Arthur is financially sound. The fiscal condition of the College continues to remain constant in spite of the COVID-19 impact. Management intends to remain pro-active and continue a close monitoring of the situation. The budget does provide for all of the needs of the campus and is balanced for FY 2021.

Sincerely,



Betty Reynard, President



Mary Wickland, Executive Vice
President for Finance and Operations

Lamar State College-Port Arthur

Budget Summary

| | FY 2020 | | FY 2021 | | Variance | |
|-------------------------------|----------------------|--|----------------------|--|-----------------------|----------------|
| | APPROVED BUDGET | | PROPOSED BUDGET | | DOLLAR | PERCENT |
| Revenues | | | | | | |
| Tuition and Fees | \$ 6,266,650 | | \$ 5,335,800 | | \$ (930,850) | (14.85)% |
| State Appropriations | \$ 17,712,453 | | \$ 17,703,436 | | \$ (9,017) | (0.05)% |
| Sales and Services | \$ 286,000 | | \$ 252,000 | | \$ (34,000) | (11.89)% |
| Other | \$ 978,450 | | \$ 539,350 | | \$ (439,100) | (44.88)% |
| Operating Revenues | \$ 25,243,553 | | \$ 23,830,586 | | \$ (1,412,967) | (5.60)% |
| Transfers In | \$ 586,578 | | \$ 421,756 | | \$ (164,822) | (28.10)% |
| Budgeted Use of Fund Balance | \$ 280,000 | | \$ 112,500 | | \$ (167,500) | (59.82)% |
| Total Revenues | \$ 26,110,131 | | \$ 24,364,842 | | \$ (1,745,289) | (6.68)% |
| Expenditures | | | | | | |
| Instruction Support | \$ 8,258,588 | | \$ 7,734,288 | | \$ (524,300) | (6.35)% |
| Research / Organized Research | \$ - | | \$ - | | \$ - | - % |
| Public Service | \$ 195,336 | | \$ 196,784 | | \$ 1,448 | 0.74 % |
| Academic Support | \$ 2,966,298 | | \$ 2,762,075 | | \$ (204,223) | (6.88)% |
| Student Support | \$ 1,388,584 | | \$ 1,431,364 | | \$ 42,780 | 3.08 % |
| Institutional Support | \$ 5,098,100 | | \$ 4,604,563 | | \$ (493,537) | (9.68)% |
| Plant Support | \$ 3,153,891 | | \$ 3,081,836 | | \$ (72,055) | (2.28)% |
| Scholarships & Fellowships | \$ 371,891 | | \$ 330,537 | | \$ (41,354) | (11.12)% |
| Auxiliary Enterprises | \$ 1,556,763 | | \$ 1,037,956 | | \$ (518,807) | (33.33)% |
| Operating Expenditures | \$ 22,989,451 | | \$ 21,179,403 | | \$ (1,810,048) | (7.87)% |
| Transfers Out | \$ 3,120,680 | | \$ 3,185,439 | | \$ 64,759 | 2.08 % |
| Total Expenditures | \$ 26,110,131 | | \$ 24,364,842 | | \$ (1,745,289) | (6.68)% |

Operating Expenditures by Natural Classification

| | FY 2020 | | FY 2021 | | Variance | |
|-------------------------------------|----------------------|--|----------------------|--|-----------------------|----------------|
| | APPROVED BUDGET | | PROPOSED BUDGET | | DOLLAR | PERCENT |
| Salary & Wages | \$ 11,020,871 | | \$ 11,159,752 | | \$ 138,881 | 1.26 % |
| Payroll Related Costs | \$ 3,678,890 | | \$ 3,555,859 | | \$ (123,031) | (3.34)% |
| Travel | \$ 583,818 | | \$ 173,702 | | \$ (410,116) | (70.25)% |
| Operations & Maintenance | \$ 1,015,000 | | \$ 1,079,989 | | \$ 64,989 | 6.40 % |
| Utilities | \$ 703,000 | | \$ 643,000 | | \$ (60,000) | (8.53)% |
| Capital | \$ 1,203,700 | | \$ 1,112,815 | | \$ (90,885) | (7.55)% |
| Other | \$ 4,784,172 | | \$ 3,454,286 | | \$ (1,329,886) | (27.80)% |
| Total Operating Expenditures | \$ 22,989,451 | | \$ 21,179,403 | | \$ (1,810,048) | (7.87)% |

Lamar State College-Port Arthur

Table A 1
Educational and General Funds
Revenues and Transfers

| | FY 2020 | | FY 2021 | | Variance | | Note | |
|----------------------------------|-----------------|------------|-----------------|------------|----------|-----------|----------|---|
| | APPROVED BUDGET | | PROPOSED BUDGET | | DOLLAR | PERCENT | | |
| Total Statutory Tuition and Fees | \$ | 2,360,000 | \$ | 2,060,000 | \$ | (300,000) | (12.71)% | 1 |
| State Appropriation | | | | | | | | |
| Bill Pattern General Revenue | \$ | 12,934,838 | \$ | 12,914,280 | \$ | (20,558) | (0.16)% | |
| Benefits | \$ | 2,612,525 | \$ | 2,564,742 | \$ | (47,783) | (1.83)% | |
| Higher Education Fund | \$ | 2,157,784 | \$ | 2,217,102 | \$ | 59,318 | 2.75 % | |
| Hazlewood Reimbursement | \$ | - | \$ | - | \$ | - | - % | |
| Other | \$ | 7,306 | \$ | 7,312 | \$ | 6 | 0.08 % | |
| Total State Appropriations | \$ | 17,712,453 | \$ | 17,703,436 | \$ | (9,017) | (0.05)% | |
| Other Revenue | \$ | 52,000 | \$ | 47,300 | \$ | (4,700) | (9.04)% | |
| Total Revenues | \$ | 20,124,453 | \$ | 19,810,736 | \$ | (313,717) | (1.56)% | |
| Transfers In | | | | | | | | |
| Designated Tuition | \$ | - | \$ | - | \$ | - | - % | |
| Technology Service Fee | \$ | - | \$ | - | \$ | - | - % | |
| Other | \$ | - | \$ | - | \$ | - | - % | |
| Total Transfers In | \$ | - | \$ | - | \$ | - | - % | |
| Budgeted Fund Balances | \$ | - | \$ | - | \$ | - | - % | |
| Total Budgeted Funds | \$ | 20,124,453 | \$ | 19,810,736 | \$ | (313,717) | (1.56)% | |

Lamar State College-Port Arthur

Table A 1
Educational and General Funds
Revenues and Transfers

| NOTE | ITEM DESCRIPTION | AMOUNT CHANGED | EXPLANATION |
|-------------|----------------------------------|---------------------------|---|
| 1 | Total Statutory Tuition and Fees | \$ (300,000) | The decrease is the projected impact of COVID-19 due to a potential enrollment decline. |

Lamar State College-Port Arthur

Table A 2
Educational and General Funds
Budgeted Expenditures

| | FY 2020 | | FY 2021 | | Variance | | Note |
|--|-----------------|-------------------|-----------------|-------------------|-----------|------------------|----------------|
| | APPROVED BUDGET | | PROPOSED BUDGET | | DOLLAR | PERCENT | |
| Instruction Support | \$ | 7,608,905 | \$ | 7,329,780 | \$ | (279,125) | (3.67)% |
| Research / Organized Research | \$ | - | \$ | - | \$ | - | - % |
| Public Service | \$ | 195,336 | \$ | 196,784 | \$ | 1,448 | 0.74 % |
| Academic Support | \$ | 1,952,698 | \$ | 1,912,023 | \$ | (40,675) | (2.08)% |
| Student Service Support | \$ | 1,279,707 | \$ | 1,306,282 | \$ | 26,575 | 2.08 % |
| Institutional Support | \$ | 3,595,379 | \$ | 3,403,501 | \$ | (191,878) | (5.34)% |
| Plant Support | \$ | 2,911,591 | \$ | 2,907,336 | \$ | (4,255) | (0.15)% |
| Scholarships & Fellowships | \$ | - | \$ | - | \$ | - | - % |
| Total Expenditures | \$ | 17,543,616 | \$ | 17,055,706 | \$ | (487,910) | (2.78)% |
| Transfers Out | | | | | | | |
| TPEG | \$ | 354,000 | \$ | 309,000 | \$ | (45,000) | (12.71)% |
| TRB Debt Service | \$ | 1,272,753 | \$ | 1,252,493 | \$ | (20,260) | (1.59)% |
| HEF - Debt Service | \$ | 132,463 | \$ | 89,250 | \$ | (43,213) | (32.62)% |
| HEF - Plant | \$ | 821,621 | \$ | 1,104,287 | \$ | 282,666 | 34.40 % |
| Other | \$ | - | \$ | - | \$ | - | - % |
| Total Transfers Out | \$ | 2,580,837 | \$ | 2,755,030 | \$ | 174,193 | 6.75 % |
| Total Budgeted Expenditures & Transfers Out | \$ | 20,124,453 | \$ | 19,810,736 | \$ | (313,717) | (1.56)% |

1

Lamar State College-Port Arthur

Table A 2
Educational and General Funds
Budgeted Expenditures

| NOTE | ITEM DESCRIPTION | AMOUNT CHANGED | EXPLANATION |
|-------------|-------------------------|---------------------------|---|
| 1 | HEF - Plant | \$ 282,666 | Increase is a function of total HEF appropriations and budgeted capital expenses. |

Lamar State College-Port Arthur

**Table B 1
Designated Funds
Revenues and Transfers**

| | FY 2020 | | FY 2021 | | Variance | | Note | |
|---------------------------------------|-----------------|------------------|-----------------|------------------|-----------|------------------|-----------------|---|
| | APPROVED BUDGET | | PROPOSED BUDGET | | DOLLAR | PERCENT | | |
| Tuition and Fees | | | | | | | | |
| Computer Use Fee | \$ | - | \$ | 55,000 | \$ | (55,000) | 100.00 % | |
| Designated Tuition | \$ | 1,782,000 | \$ | 1,475,000 | \$ | (307,000) | (17.23)% | 1 |
| Institutional Services Fee | \$ | 1,165,350 | \$ | 955,000 | \$ | (210,350) | (18.05)% | 2 |
| Advising Fee | \$ | - | \$ | - | \$ | - | - % | |
| Technology Use / Computer Service Fee | \$ | - | \$ | - | \$ | - | - % | |
| Environmental Service Fee | \$ | - | \$ | - | \$ | - | - % | |
| ID / One-Card Fee | \$ | - | \$ | - | \$ | - | - % | |
| Library Fee | \$ | - | \$ | - | \$ | - | - % | |
| International Education Fee | \$ | - | \$ | - | \$ | - | - % | |
| Student Publication Fee | \$ | - | \$ | - | \$ | - | - % | |
| Academic Program Fees | \$ | - | \$ | - | \$ | - | - % | |
| Distance Learning Fee | \$ | 150,000 | \$ | 150,000 | \$ | - | - % | |
| Records Fee | \$ | - | \$ | - | \$ | - | - % | |
| Recreation Fee | \$ | - | \$ | - | \$ | - | - % | |
| University Center Fee | \$ | - | \$ | - | \$ | - | - % | |
| International Study Fee | \$ | - | \$ | - | \$ | - | - % | |
| Repeat Fee | \$ | - | \$ | - | \$ | - | - % | |
| Other | \$ | 22,650 | \$ | 17,750 | \$ | (4,900) | (21.63)% | |
| Total Tuition and Fees | \$ | 3,120,000 | \$ | 2,652,750 | \$ | (467,250) | (14.98)% | |
| Investment Income | \$ | 37,000 | \$ | 50,000 | \$ | 13,000 | 35.14 % | |
| Other Revenue | \$ | 889,450 | \$ | 442,050 | \$ | (447,400) | (50.30)% | 3 |
| Total Revenues | \$ | 4,046,450 | \$ | 3,144,800 | \$ | (901,650) | (22.28)% | |
| Transfers In | | | | | | | | |
| TPEG | \$ | 318,600 | \$ | 278,100 | \$ | (40,500) | (12.71)% | |
| Auxiliary Funds | \$ | - | \$ | - | \$ | - | - % | |
| Other | \$ | - | \$ | - | \$ | - | - % | |
| Total Transfers In | \$ | 318,600 | \$ | 278,100 | \$ | (40,500) | (12.71)% | |
| Budgeted Fund Balances | \$ | - | \$ | 50,000 | \$ | 50,000 | 100.00 % | |
| Total Budgeted Funds | \$ | 4,365,050 | \$ | 3,472,900 | \$ | (892,150) | (20.44)% | |

Lamar State College-Port Arthur

Table B 1
Designated Funds
Revenues and Transfers

| NOTE | ITEM DESCRIPTION | AMOUNT CHANGED | EXPLANATION |
|-------------|---------------------------|---------------------------|--|
| 1 | Designated Tuition | \$ (307,000) | The decrease is the projected impact of COVID-19 due to a potential enrollment decline. |
| 2 | Institutional Service Fee | \$ (210,350) | The decrease is the projected impact of COVID-19 due to a potential enrollment decline. |
| 3 | Other Revenue | \$ (447,400) | The decrease is due to the projected decline in the workforce related programs and their related fees. |

Lamar State College-Port Arthur

**Table B 2
Designated Funds
Budgeted Expenditures**

| | FY 2020 | | FY 2021 | | Variance | | Note | |
|--|-----------------|------------------|-----------------|------------------|-----------|------------------|-----------------|---|
| | APPROVED BUDGET | | PROPOSED BUDGET | | DOLLAR | PERCENT | | |
| Instruction Support | \$ | 649,683 | \$ | 404,508 | \$ | (245,175) | (37.74)% | 1 |
| Research / Organized Research | \$ | - | \$ | - | \$ | - | - % | |
| Public Service | \$ | - | \$ | - | \$ | - | - % | |
| Academic Support | \$ | 1,013,600 | \$ | 850,052 | \$ | (163,548) | (16.14)% | |
| Student Support | \$ | 108,877 | \$ | 125,082 | \$ | 16,205 | 14.88 % | |
| Institutional Support | \$ | 1,502,721 | \$ | 1,201,062 | \$ | (301,659) | (20.07)% | 2 |
| Plant Support | \$ | 242,300 | \$ | 174,500 | \$ | (67,800) | (27.98)% | |
| Scholarships & Fellowships | \$ | 371,891 | \$ | 330,537 | \$ | (41,354) | (11.12)% | |
| Total Expenditures | \$ | 3,889,072 | \$ | 3,085,741 | \$ | (803,331) | (20.66)% | |
| Transfers Out | | | | | | | | |
| System Assessment | \$ | 203,000 | \$ | 213,000 | \$ | 10,000 | 4.93 % | |
| Debt Service | \$ | 5,000 | \$ | 30,503 | \$ | 25,503 | 510.06 % | |
| E&G | \$ | - | \$ | - | \$ | - | - % | |
| Auxiliary | \$ | 267,978 | \$ | 143,656 | \$ | (124,322) | (46.39)% | |
| Other | \$ | - | \$ | - | \$ | - | - % | |
| Total Transfers Out | \$ | 475,978 | \$ | 387,159 | \$ | (88,819) | (18.66)% | |
| Total Budgeted Expenditures & Transfers Out | \$ | 4,365,050 | \$ | 3,472,900 | \$ | (892,150) | (20.44)% | |

Lamar State College-Port Arthur

Table B 2
Designated Funds
Budgeted Expenditures

| NOTE | ITEM DESCRIPTION | AMOUNT CHANGED | EXPLANATION |
|------|-----------------------|-------------------|--|
| 1 | Instruction Support | \$ (245,175) | Due to projected impact of COVID-19 on campus operations, total travel was reduced by 50% and all operating budgets were reduced by 10%. In addition, the workforce programs have experienced a decline. All of these factors attributed to this decrease. |
| 2 | Institutional Support | \$ (301,659) | Due to projected impact of COVID-19 on campus operations, total travel was reduced by 50% and all operating budgets were reduced by 10%. As a result, this attributed to the decrease. |

Lamar State College-Port Arthur

Table C 1
Auxiliary Funds
Revenues and Transfers

| | FY 2020 | | FY 2021 | | Variance | | Note |
|---------------------------------|-----------------|------------------|-----------------|------------------|-----------|------------------|-----------------|
| | APPROVED BUDGET | | PROPOSED BUDGET | | DOLLAR | PERCENT | |
| Fees | | | | | | | |
| Athletic Fee | \$ | 425,000 | \$ | 338,000 | \$ | (87,000) | (20.47)% |
| Medical Service Fee | \$ | - | \$ | - | \$ | - | - % |
| Student Service Fee | \$ | 200,920 | \$ | 159,000 | \$ | (41,920) | (20.86)% |
| Recreational Sport Fee | \$ | 80,365 | \$ | 64,000 | \$ | (16,365) | (20.36)% |
| Student Center Fee | \$ | 80,365 | \$ | 62,050 | \$ | (18,315) | (22.79)% |
| Student Bus Fee | \$ | - | \$ | - | \$ | - | - % |
| ID Card Fee | \$ | - | \$ | - | \$ | - | - % |
| Other | \$ | - | \$ | - | \$ | - | - % |
| Total Fees | \$ | 786,650 | \$ | 623,050 | \$ | (163,600) | (20.80)% |
| Sales and Services | | | | | | | |
| Housing | \$ | - | \$ | - | \$ | - | - % |
| Dining | \$ | - | \$ | - | \$ | - | - % |
| Parking | \$ | 45,000 | \$ | 40,000 | \$ | (5,000) | (11.11)% |
| Athletics | \$ | 196,000 | \$ | 193,000 | \$ | (3,000) | (1.53)% |
| Bookstore | \$ | 45,000 | \$ | 19,000 | \$ | (26,000) | (57.78)% |
| Other | \$ | - | \$ | - | \$ | - | - % |
| Total Sales and Services | \$ | 286,000 | \$ | 252,000 | \$ | (34,000) | (11.89)% |
| Investment Income | \$ | - | \$ | - | \$ | - | - % |
| Other Income | \$ | - | \$ | - | \$ | - | - % |
| Total Revenues | \$ | 1,072,650 | \$ | 875,050 | \$ | (197,600) | (18.42)% |
| Transfers In | | | | | | | |
| Designated Tuition | \$ | - | \$ | - | \$ | - | - % |
| Other | \$ | 267,978 | \$ | 143,656 | \$ | (124,322) | (46.39)% |
| Total Transfers In | \$ | 267,978 | \$ | 143,656 | \$ | (124,322) | (46.39)% |
| Budgeted Fund Balances | \$ | 280,000 | \$ | 62,500 | \$ | (217,500) | (77.68)% |
| Total Budgeted Funds | \$ | 1,620,628 | \$ | 1,081,206 | \$ | (539,422) | (33.28)% |

1

Lamar State College-Port Arthur

Table C 1 Auxiliary Funds Revenues and Transfers

| NOTE | ITEM DESCRIPTION | AMOUNT CHANGED | EXPLANATION |
|------|------------------------|-------------------|---|
| 1 | Budgeted fund balances | \$ (217,500) | Decline is mainly attributed to the reserve of fund balance to update the student activity area in FY 2020. |

Lamar State College-Port Arthur

Table C 2
Auxiliary Funds
Budgeted Expenditures

| | FY 2020 | | FY 2021 | | Variance | | Note | |
|--|-----------------|------------------|-----------------|------------------|-----------|------------------|-----------------|---|
| | APPROVED BUDGET | | PROPOSED BUDGET | | DOLLAR | PERCENT | | |
| Athletic Fee | \$ | 654,109 | \$ | 606,194 | \$ | (47,915) | (7.33)% | |
| Medical Service Fee | \$ | - | \$ | - | \$ | - | - % | |
| Student Service Fee | \$ | 689,118 | \$ | 216,400 | \$ | (472,718) | (68.60)% | 1 |
| Recreational Sport Fee | \$ | 84,733 | \$ | 88,101 | \$ | 3,368 | 3.97 % | |
| Student Center Fee | \$ | 50,000 | \$ | 47,000 | \$ | (3,000) | (6.00)% | |
| Student Bus Fee | \$ | - | \$ | - | \$ | - | - % | |
| ID Card Fee | \$ | 4,500 | \$ | 5,100 | \$ | 600 | 13.33 % | |
| Total Fee Based Expenditures | \$ | 1,482,460 | \$ | 962,795 | \$ | (519,665) | (35.05)% | |
| | | | | | | | | |
| Housing | \$ | - | \$ | - | \$ | - | - % | |
| Dining | \$ | - | \$ | - | \$ | - | - % | |
| Parking | \$ | 11,500 | \$ | 11,800 | \$ | 300 | 2.61 % | |
| Athletics | \$ | - | \$ | - | \$ | - | - % | |
| Bookstore | \$ | 62,803 | \$ | 63,361 | \$ | 558 | 0.89 % | |
| Other | \$ | - | \$ | - | \$ | - | - % | |
| Total Sales & Services Based Expenditures | \$ | 74,303 | \$ | 75,161 | \$ | 858 | 1.15 % | |
| | | | | | | | | |
| Transfers Out | | | | | | | | |
| Debt Service | | | | | | | | |
| Medical Service | \$ | - | \$ | - | \$ | - | - % | |
| Athletics | \$ | - | \$ | - | \$ | - | - % | |
| Student Center | \$ | - | \$ | - | \$ | - | - % | |
| Student Service | \$ | - | \$ | - | \$ | - | - % | |
| Housing | \$ | - | \$ | - | \$ | - | - % | |
| Dining | \$ | - | \$ | - | \$ | - | - % | |
| Parking and Public Safety | \$ | - | \$ | - | \$ | - | - % | |
| Recreational Sports | \$ | - | \$ | - | \$ | - | - % | |
| Other | \$ | - | \$ | - | \$ | - | - % | |
| Real Estate Rental | \$ | - | \$ | - | \$ | - | - % | |
| Vending | \$ | - | \$ | - | \$ | - | - % | |
| Designated Funds | \$ | - | \$ | - | \$ | - | - % | |
| Other | \$ | 63,865 | \$ | 43,250 | \$ | (20,615) | (32.28)% | |
| Total Transfers Out | \$ | 63,865 | \$ | 43,250 | \$ | (20,615) | (32.28)% | |
| | | | | | | | | |
| Total Budgeted Expenditures & Transfers Out | \$ | 1,620,628 | \$ | 1,081,206 | \$ | (539,422) | (33.28)% | |

Lamar State College-Port Arthur

Table C 2 Auxiliary Funds Budgeted Expenditures

| NOTE | ITEM DESCRIPTION | AMOUNT CHANGED | EXPLANATION |
|------|---------------------|-------------------|--|
| 1 | Student Service Fee | \$ (472,718) | The decline is not only due to the fact that COVID-19 has impacted projected revenue and corresponding expenses, but a significant amount of expenses were removed from the student service fee budget to the individual departments or not approved. This combination of factors attributed to the decline. |

Lamar State College-Port Arthur

Table D
Intercollegiate Athletics
Estimated Revenue and Budgeted Expenditures
Fiscal Year 2021

| | MEN | | | | | WOMEN | | | | |
|------------------------------------|-----------|------------|----------------|------------|------------|------------|------------|------------|----------------|------------|
| | FOOTBALL | BASKETBALL | BASEBALL | TRACK | OTHER | BASKETBALL | VOLLEYBALL | SOFTBALL | TRACK | OTHER |
| Revenues | | | | | | | | | | |
| Sales and Service | | | | | | | | | | |
| Gate Receipts/Parking | \$ | - | \$ | - | \$ | - | \$ | - | \$ | - |
| Game Guarantees | \$ | - | \$ | - | \$ | - | \$ | - | \$ | - |
| Concessions | \$ | - | \$ | - | \$ | - | \$ | - | \$ | - |
| Other | | | | | | | | | | |
| Advertising | \$ | - | \$ | - | \$ | - | \$ | - | \$ | - |
| Licensing Fees | \$ | - | \$ | - | \$ | - | \$ | - | \$ | - |
| Camps | \$ | - | \$ | - | \$ | - | \$ | - | \$ | - |
| NCAA Revenue Sharing | \$ | - | \$ | - | \$ | - | \$ | - | \$ | - |
| Stadium Operations | \$ | - | \$ | - | \$ | - | \$ | - | \$ | - |
| Other | \$ | - | 76,000 | \$ | - | \$ | - | \$ | 104,000 | \$ |
| Total Sales and Services | \$ | - | 76,000 | \$ | - | -\$ | - | -\$ | 104,000 | \$ |
| Designated Tuition | \$ | - | \$ | - | \$ | - | \$ | - | \$ | - |
| Athletic Fee | \$ | - | \$ | - | \$ | - | \$ | - | \$ | - |
| Total Tuition and Fees | \$ | - | -\$ | -\$ | -\$ | -\$ | -\$ | -\$ | -\$ | -\$ |
| Budgeted Fund Balances | \$ | - | -\$ | -\$ | -\$ | -\$ | -\$ | -\$ | -\$ | -\$ |
| Total Budgeted Funds | \$ | - | 76,000 | \$ | - | -\$ | - | -\$ | 104,000 | \$ |
| Expenditures | | | | | | | | | | |
| Salaries | \$ | - | 73,217 | \$ | - | \$ | - | \$ | 80,934 | \$ |
| Benefits | \$ | - | 20,404 | \$ | - | \$ | - | \$ | 27,908 | \$ |
| Travel | \$ | - | 10,000 | \$ | - | \$ | - | \$ | 10,000 | \$ |
| Scholarships | \$ | - | 76,000 | \$ | - | \$ | - | \$ | 104,000 | \$ |
| Other Maintenance & Operating | \$ | - | 21,500 | \$ | - | \$ | - | \$ | 22,550 | \$ |
| Capital | \$ | - | - | \$ | - | \$ | - | \$ | - | \$ |
| Total Budgeted Expenditures | \$ | - | 201,121 | \$ | - | -\$ | - | -\$ | 245,392 | \$ |

Lamar State College-Port Arthur

Table D
Intercollegiate Athletics
Estimated Revenue and Budgeted Expenditures
Fiscal Year 2021

| | TOTAL MEN | TOTAL WOMEN | OTHER ACTIVITIES | ADMIN | GRAND TOTAL | |
|------------------------------------|-------------------|-------------------|---------------------|-------------|-------------------|-------------------|
| Revenues | | | | | | |
| Sales & Services | | | | | | |
| Gate Receipts | \$ - | \$ - | \$ - | \$ - | \$ - | - |
| Games Guarantees | \$ - | \$ - | \$ - | \$ - | \$ - | - |
| Concessions | \$ - | \$ - | \$ - | \$ - | \$ - | - |
| Other | | | | | | |
| Advertising | \$ - | \$ - | \$ - | \$ - | \$ - | - |
| Licensing Fee | \$ - | \$ - | \$ - | \$ - | \$ - | - |
| NCAA Revenue Sharing | \$ - | \$ - | \$ - | \$ - | \$ - | - |
| Camps | \$ - | \$ - | \$ - | \$ - | \$ - | - |
| Stadium Operations | \$ - | \$ - | \$ - | \$ - | \$ - | - |
| Other | \$ 76,000 | \$ 104,000 | \$ - | \$ - | \$ 13,000 | \$ 193,000 |
| Total Sales and Services | \$ 76,000 | \$ 104,000 | \$ - | \$ - | \$ 13,000 | \$ 193,000 |
| Designated Tuition | \$ - | \$ - | \$ - | \$ - | \$ 50,693 | \$ 50,693 |
| Athletic Fee | \$ - | \$ - | \$ - | \$ - | \$ 338,000 | \$ 338,000 |
| Total Tuition and Fees | \$ - | \$ - | \$ - | \$ - | \$ 388,693 | \$ 388,693 |
| Budgeted Fund Balances | \$ - | \$ - | \$ - | \$ - | \$ - | - |
| Total Budgeted Funds | \$ 76,000 | \$ 104,000 | \$ - | \$ - | \$ 401,693 | \$ 581,693 |
| Expenditures | | | | | | |
| Salaries | \$ 73,217 | \$ 80,934 | \$ 67,358 | \$ - | \$ - | 221,509 |
| Fringe Benefits | \$ 20,404 | \$ 27,908 | \$ 19,322 | \$ - | \$ - | 67,634 |
| Travel | \$ 10,000 | \$ 10,000 | \$ 15,000 | \$ - | \$ - | 35,000 |
| Scholarships | \$ 76,000 | \$ 104,000 | \$ - | \$ - | \$ - | 180,000 |
| O&M | \$ 21,500 | \$ 22,550 | \$ 33,500 | \$ - | \$ - | 77,550 |
| Capital | \$ - | \$ - | \$ - | \$ - | \$ - | - |
| Debt Service | \$ - | \$ - | \$ - | \$ - | \$ - | - |
| Other | \$ - | \$ - | \$ - | \$ - | \$ - | - |
| Total Budgeted Expenditures | \$ 201,121 | \$ 245,392 | \$ 135,180 | \$ - | \$ - | \$ 581,693 |

Lamar State College-Port Arthur

TABLE E
Student Services and Activities Financed by Student Services Fees
Estimated Revenue, Fund Balances and Budgeted Expenditures

| | FY 2020 | | FY 2021 | | Variance | | Note |
|---|---------------------|--|-------------------|--|-----------------------|-----------------|------|
| | APPROVED BUDGET | | PROPOSED BUDGET | | DOLLAR | PERCENT | |
| Student Services Fee per Semester Credit Hour | \$ 5.00 | | \$ 5.00 | | \$ - | - % | |
| Student Services Fee Fund Balance at Beginning of Year (Net of Encumbrances) | \$ 500,000 | | \$ 83,200 | | \$ (416,800) | (83.36)% | |
| Forecasted Revenue: | | | | | | | |
| SSF Revenue | \$ 948,000 | | \$ 179,000 | | \$ (769,000) | (81.12)% | 1 |
| Revenue Earned from Activities | \$ - | | \$ - | | \$ - | - % | |
| Interest Revenue | \$ - | | \$ - | | \$ - | - % | |
| Transfer In | \$ 208,198 | | \$ - | | \$ (208,198) | (100.00)% | 2 |
| Total Forecasted Revenue: | <u>\$ 1,156,198</u> | | <u>\$ 179,000</u> | | <u>\$ (977,198)</u> | <u>(84.52)%</u> | |
| Budgeted Student Service Fee Expenditures: | | | | | | | |
| 1. Textbook Rentals | \$ - | | \$ - | | \$ - | - % | |
| 2. Recreational Activities | \$ 29,500 | | \$ 31,600 | | \$ 2,100 | 7.12 % | |
| 3. Health and Hospital Services | \$ - | | \$ - | | \$ - | - % | |
| 4. Medical Services | \$ - | | \$ - | | \$ - | - % | |
| 5. Intramural and Intercollegiate Athletics | \$ - | | \$ - | | \$ - | - % | |
| 6. Artists and Lecture Series | \$ - | | \$ - | | \$ - | - % | |
| 7. Cultural Entertainment Series | \$ 30,000 | | \$ 31,500 | | \$ 1,500 | 5.00 % | |
| 8. Debating and Oratorical Activities | \$ - | | \$ - | | \$ - | - % | |
| 9. Student Publications | \$ - | | \$ - | | \$ - | - % | |
| 10. Student Government | \$ 30,800 | | \$ 31,900 | | \$ 1,100 | 3.57 % | |
| 11. Student Fee Advisory Committee | \$ - | | \$ - | | \$ - | - % | |
| 12. Student Transportation Services Other Than Those in TEC 54.504, 511, 512, 513 | \$ - | | \$ - | | \$ - | - % | |
| 13. Other (See Detail Below) | \$ 1,345,898 | | \$ 142,400 | | \$ (1,203,498) | (89.42)% | |
| Total Budgeted Expenditures | <u>\$ 1,436,198</u> | | <u>\$ 237,400</u> | | <u>\$ (1,198,798)</u> | <u>(83.47)%</u> | |
| Estimated Student Services Fee Fund Balance at End of Year | <u>\$ 220,000</u> | | <u>\$ 24,800</u> | | <u>\$ (195,200)</u> | <u>(88.73)%</u> | |

Student Services Advisory Committee Meeting:

04/02/2020

Lamar State College-Port Arthur

TABLE E
Student Services and Activities Financed by Student Services Fees
Estimated Revenue, Fund Balances and Budgeted Expenditures

| | | | | | | |
|---|-----------|------------------|-----------|----------------|--------------------------------|---|
| Detail of Other: | | | | | | |
| Exemptions | \$ | 213,000 | \$ | 21,000 | \$ (192,000) (90.14)% | |
| Student-related operations | \$ | 49,000 | \$ | 24,300 | \$ (24,700) (50.41)% | |
| Student-support salaries | \$ | 351,278 | \$ | 8,000 | \$ (343,278) (97.72)% | 3 |
| Scholarships | \$ | 101,170 | \$ | 36,700 | \$ (64,470) (63.72)% | |
| Student awards | \$ | 5,098 | \$ | - | \$ (5,098) (100.00)% | |
| Student incentives | \$ | 760 | \$ | - | \$ (760) (100.00)% | |
| Student organizations | \$ | - | \$ | - | \$ - - % | |
| Student travel | \$ | 67,765 | \$ | 17,400 | \$ (50,365) (74.32)% | |
| Theater productions | \$ | 50,000 | \$ | - | \$ (50,000) (100.00)% | |
| Training | \$ | 27,025 | \$ | - | \$ (27,025) (100.00)% | |
| Reserve to update student activity area | \$ | 200,000 | \$ | - | \$ (200,000) (100.00)% | 4 |
| Reserve for requests | \$ | 50,000 | \$ | 35,000 | \$ (15,000) (30.00)% | |
| Parity change - reduction of SSF Revenue - after Committee Meeting | \$ | 747,080 | \$ | - | \$ (747,080) (100.00)% | 5 |
| Parity change - reduction of exemptions - after Committee Meeting | \$ | (173,000) | \$ | - | \$ 173,000 (100.00)% | |
| Parity change - reclassification of salaries to E&G - after Committee Meeting | \$ | (343,278) | \$ | - | \$ 343,278 (100.00)% | 6 |
| Total Other | \$ | 1,345,898 | \$ | 142,400 | \$ (1,203,498) (89.42)% | |

Lamar State College-Port Arthur

TABLE E

Student Services and Activities Financed by Student Services Fees Estimated Revenue, Fund Balances and Budgeted Expenditures

| NOTE | ITEM DESCRIPTION | AMOUNT CHANGED | EXPLANATION |
|------|---|-------------------|---|
| 1 | SSF Revenue | \$ (769,000) | Decrease is mainly due to FY 2020 reduction in SSF revenue after committee meeting (see below). Net FY 2020 revenue was \$200,920. Net decline from 200,920 in FY 2020 to \$179,000 in FY 2021 would be due to COVID-19 estimated impact due to projected enrollment decline. |
| 2 | Transfer In | \$ (208,198) | Decrease is due to the fact that estimated revenues and estimated expenses were balanced without a transfer in for FY 2021. |
| 3 | Student - support salaries | \$ (343,278) | Reclassification adjustment in FY 2020 due to parity. No adjustment needed in FY 2021. |
| 4 | Reserve to update student activity area | \$ (200,000) | Decrease due to the fact that the update to the student activity is currently in progress. No reserves were needed for FY 2021. |
| 5 | Parity change - reduction of SSF revenue - after Committee Meeting | \$ (747,080) | Decrease is mainly due to FY 2020 reduction in SSF revenue after committee meeting (see below). Net FY 2020 revenue was \$200,920. Net decline from 200,920 in FY 2020 to \$179,000 in FY 2021 would be due to COVID-19 estimated impact due to projected enrollment decline. |
| 6 | Parity change - reclassification of salaries to E&G - after Committee Meeting | \$ 343,278 | Reclassification adjustment in FY 2020 due to parity. No adjustment needed in FY 2021. |

Lamar State College-Port Arthur

Table F
Matrix of Budgeted Operating Expenses

| | Instruction | Research | Public Service | Academic Support | Student Services | Institutional Support | Operation & Maintenance of Plant | Scholarships/ Fellowships | Auxiliary | Total Expenses |
|---------------------|---------------------|-------------|-------------------|---------------------|---------------------|-----------------------|----------------------------------|---------------------------|---------------------|----------------------|
| Salary | \$ 5,624,379 | \$ - | \$ 122,843 | \$ 1,444,699 | \$ 1,010,312 | \$ 1,939,790 | \$ 616,691 | \$ 52,437 | \$ 348,601 | \$ 11,159,752 |
| Benefits | \$ 1,415,399 | \$ - | \$ 37,441 | \$ 402,744 | \$ 286,547 | \$ 1,133,467 | \$ 182,356 | \$ - | \$ 97,905 | \$ 3,555,859 |
| Travel | \$ - | \$ - | \$ - | \$ - | \$ - | \$ 173,702 | \$ - | \$ - | \$ - | \$ 173,702 |
| O&M | \$ - | \$ - | \$ - | \$ - | \$ - | \$ - | \$ 1,079,989 | \$ - | \$ - | \$ 1,079,989 |
| Utilities | \$ - | \$ - | \$ - | \$ - | \$ - | \$ - | \$ 643,000 | \$ - | \$ - | \$ 643,000 |
| Capital | \$ 295,385 | \$ - | \$ - | \$ 81,880 | \$ 22,700 | \$ 153,050 | \$ 559,800 | \$ - | \$ - | \$ 1,112,815 |
| Other | \$ 399,125 | \$ - | \$ 36,500 | \$ 832,752 | \$ 111,805 | \$ 1,204,554 | \$ - | \$ 278,100 | \$ 591,450 | \$ 3,454,286 |
| Total Budget | \$ 7,734,288 | \$ - | \$ 196,784 | \$ 2,762,075 | \$ 1,431,364 | \$ 4,604,563 | \$ 3,081,836 | \$ 330,537 | \$ 1,037,956 | \$ 21,179,403 |

Lamar State College-Port Arthur

Recapitulation of Budgeted Revenues, Expenditures, Transfers, and Use of Reserves For Fiscal Year Ending 2021

| | Estimated Revenues | Transfers In | Budgeted Use of Reserves | Total Budgeted Sources | Budgeted Expenditures | Transfers Out | Total Budgeted Uses | Net Transfers * |
|-----------------------|-------------------------------|-------------------------|---|---------------------------------------|----------------------------------|--------------------------|------------------------------------|----------------------------|
| Educational & General | \$ 19,810,736 | \$ - | \$ - | \$ 19,810,736 | \$ (17,055,706) | \$ (2,755,030) | \$ (19,810,736) | \$ (2,755,030) |
| Designated | \$ 3,144,800 | \$ 278,100 | \$ 50,000 | \$ 3,472,900 | \$ (3,085,741) | \$ (387,159) | \$ (3,472,900) | \$ (109,059) |
| Auxiliary Enterprises | \$ 875,050 | \$ 143,656 | \$ 62,500 | \$ 1,081,206 | \$ (1,037,956) | \$ (43,250) | \$ (1,081,206) | \$ 100,406 |
| Total | \$ 23,830,586 | \$ 421,756 | \$ 112,500 | \$ 24,364,842 | \$ (21,179,403) | \$ (3,185,439) | \$ (24,364,842) | \$ (2,763,683) |



July 20, 2019

Board of Regents
The Texas State University System
601 Colorado Street
Austin, Texas 78701

Dear Regents:

The Texas State University System Administration respectfully submits the Fiscal Year 2021 Operating Budget for your consideration. Fiscal Year 2021 total budgeted expenditures and transfers are \$12.7 million, down \$1.45 million (-10.3%).

The proposed budget funds strategic efforts that preserve and increase the efficiency and effectiveness of the System Administration as well as the Component Institutions, as we strive together to meet the goals set forth in the TSUS 2020 Vision. These efforts include:

- Academic and Health Program Support & Data Analytics within the Office of Academic & Health Affairs;
- Component-based Legal Assistance, Ethics Training and Title IX Training within the Office of General Counsel;
- Consolidated Debt, Investment and Risk Management Services and Capital Project Management within the Office of Finance;
- Coordinated Support of State and Federal Relations within the Office of Governmental Relations;
- Public Relations and Marketing Services within the Office of Marketing and Communications; and
- Independent Review of Institutional Operations within the Office of Internal Audit.

The proposed budget includes a 5% reduction in state appropriations and a 12.5% decrease in System Assessment.

The financial condition of the System Administration is sound. We continue to support the Board and Component Institutions at a staffing level and cost significantly below that of all other public university systems in Texas. I recommend your support of this proposed budget.

Sincerely,

Brian McCall, Ph.D.
Chancellor

System Administration

Budget Summary

| | FY 2020 | | FY 2021 | | Variance | |
|-------------------------------|-----------------|-------------------|-----------------|-------------------|-----------|-----------------------------|
| | APPROVED BUDGET | | PROPOSED BUDGET | | DOLLAR | PERCENT |
| Revenues | | | | | | |
| Tuition and Fees | \$ | - | \$ | - | - | - |
| State Appropriations | \$ | 1,838,727 | \$ | 1,770,327 | \$ | (68,400) (3.72)% |
| Sales and Services | \$ | - | \$ | - | - | - |
| Other | \$ | 242,884 | \$ | 345,000 | \$ | 102,116 42.04 % |
| Operating Revenues | \$ | 2,081,611 | \$ | 2,115,327 | \$ | 33,716 1.62 % |
| Transfers In | \$ | 12,052,614 | \$ | 10,585,087 | \$ | (1,467,527) (12.18)% |
| Budgeted Use of Fund Balance | \$ | - | \$ | - | - | - |
| Total Revenues | \$ | 14,134,225 | \$ | 12,700,414 | \$ | (1,433,811) (10.14)% |
| Expenditures | | | | | | |
| Instruction Support | \$ | - | \$ | - | - | - |
| Research / Organized Research | \$ | - | \$ | - | - | - |
| Public Service | \$ | - | \$ | - | - | - |
| Academic Support | \$ | - | \$ | - | - | - |
| Student Support | \$ | - | \$ | - | - | - |
| Institutional Support | \$ | 13,138,931 | \$ | 12,118,414 | \$ | (1,020,517) (7.77)% |
| Plant Support | \$ | - | \$ | - | - | - |
| Scholarships & Fellowships | \$ | - | \$ | - | - | - |
| Auxiliary Enterprises | \$ | - | \$ | - | - | - |
| Operating Expenditures | \$ | 13,138,931 | \$ | 12,118,414 | \$ | (1,020,517) (7.77)% |
| Transfers Out | \$ | 1,013,578 | \$ | 582,000 | \$ | (431,578) (42.58)% |
| Total Expenditures | \$ | 14,152,509 | \$ | 12,700,414 | \$ | (1,452,095) (10.26)% |

Operating Expenditures by Natural Classification

| | FY 2020 | | FY 2021 | | Variance | |
|-------------------------------------|-----------------|-------------------|-----------------|-------------------|-----------|----------------------------|
| | APPROVED BUDGET | | PROPOSED BUDGET | | DOLLAR | PERCENT |
| Salary & Wages | \$ | 7,624,886 | \$ | 7,624,886 | \$ | - |
| Payroll Related Costs | \$ | 1,674,598 | \$ | 1,385,215 | \$ | (289,383) (17.28)% |
| Travel | \$ | 359,258 | \$ | 344,372 | \$ | (14,886) (4.14)% |
| Operations & Maintenance | \$ | 1,533,482 | \$ | 1,428,414 | \$ | (105,068) (6.85)% |
| Utilities | \$ | 91,320 | \$ | 91,320 | \$ | - |
| Capital | \$ | - | \$ | - | - | - |
| Other | \$ | 1,855,387 | \$ | 1,244,207 | \$ | (611,180) (32.94)% |
| Total Operating Expenditures | \$ | 13,138,931 | \$ | 12,118,414 | \$ | (1,020,517) (7.77)% |

System Administration

Table A 1
Educational and General Funds
Revenues and Transfers

| | FY 2020 | | FY 2021 | | Variance | | Note |
|----------------------------------|-----------------|------------|-----------------|------------|----------|-------------|----------|
| | APPROVED BUDGET | | PROPOSED BUDGET | | DOLLAR | PERCENT | |
| Total Statutory Tuition and Fees | \$ | - | \$ | - | \$ | - | - % |
| State Appropriation | | | | | | | |
| Bill Pattern General Revenue | \$ | 1,368,000 | \$ | 1,299,600 | \$ | (68,400) | (5.00)% |
| Benefits | \$ | 470,727 | \$ | 470,727 | \$ | - | - % |
| Higher Education Fund | \$ | - | \$ | - | \$ | - | - % |
| Hazlewood Reimbursement | \$ | - | \$ | - | \$ | - | - % |
| Other | \$ | - | \$ | - | \$ | - | - % |
| Total State Appropriations | \$ | 1,838,727 | \$ | 1,770,327 | \$ | (68,400) | (3.72)% |
| Other Revenue | \$ | 242,884 | \$ | 345,000 | \$ | 102,116 | 42.04 % |
| Total Revenues | \$ | 2,081,611 | \$ | 2,115,327 | \$ | 33,716 | 1.62 % |
| Transfers In | | | | | | | |
| Designated Tuition | \$ | - | \$ | - | \$ | - | - % |
| Technology Service Fee | \$ | - | \$ | - | \$ | - | - % |
| Other | \$ | 12,052,614 | \$ | 10,585,087 | \$ | (1,467,527) | (12.18)% |
| Total Transfers In | \$ | 12,052,614 | \$ | 10,585,087 | \$ | (1,467,527) | (12.18)% |
| Budgeted Fund Balances | \$ | - | \$ | - | \$ | - | - % |
| Total Budgeted Funds | \$ | 14,134,225 | \$ | 12,700,414 | \$ | (1,433,811) | (10.14)% |

1

System Administration

Table A 1
Educational and General Funds
Revenues and Transfers

| NOTE | ITEM DESCRIPTION | AMOUNT CHANGED | EXPLANATION |
|-------------|-------------------------|---------------------------|--------------------------------|
| 1 Other | | \$ (1,197,553) | Reduction in System Assessment |

System Administration

Table A 2
Educational and General Funds
Budgeted Expenditures

| | FY 2020 | | FY 2021 | | Variance | | Note | |
|--|-----------------|-------------------|-----------------|-------------------|-----------|--------------------|-----------------|---|
| | APPROVED BUDGET | | PROPOSED BUDGET | | DOLLAR | PERCENT | | |
| Instruction Support | \$ | - | \$ | - | \$ | - | - % | |
| Research / Organized Research | \$ | - | \$ | - | \$ | - | - % | |
| Public Service | \$ | - | \$ | - | \$ | - | - % | |
| Academic Support | \$ | - | \$ | - | \$ | - | - % | |
| Student Service Support | \$ | - | \$ | - | \$ | - | - % | |
| Institutional Support | \$ | 13,138,931 | \$ | 12,118,414 | \$ | (1,020,517) | (7.77)% | 1 |
| Plant Support | \$ | - | \$ | - | \$ | - | - % | |
| Scholarships & Fellowships | \$ | - | \$ | - | \$ | - | - % | |
| Total Expenditures | \$ | 13,138,931 | \$ | 12,118,414 | \$ | (1,020,517) | (7.77)% | |
| Transfers Out | | | | | | | | |
| TPEG | \$ | - | \$ | - | \$ | - | - % | |
| TRB Debt Service | \$ | - | \$ | - | \$ | - | - % | |
| HEF - Debt Service | \$ | - | \$ | - | \$ | - | - % | |
| HEF - Plant | \$ | - | \$ | - | \$ | - | - % | |
| Other | \$ | 1,013,578 | \$ | 582,000 | \$ | (431,578) | (42.58)% | 2 |
| Total Transfers Out | \$ | 1,013,578 | \$ | 582,000 | \$ | (431,578) | (42.58)% | |
| Total Budgeted Expenditures & Transfers Out | \$ | 14,152,509 | \$ | 12,700,414 | \$ | (1,452,095) | (10.26)% | |

System Administration

Table A 2
Educational and General Funds
Budgeted Expenditures

| NOTE | ITEM DESCRIPTION | AMOUNT CHANGED | EXPLANATION |
|-------------|-------------------------|---------------------------|--|
| 1 | Institutional Support | \$ (999,853) | Reduction in Operating Expenses |
| 2 | Other | \$ (431,578) | Reduction in Plant Funds related to the West Texas Field Station |

System Administration

Table F
Matrix of Budgeted Operating Expenses

| | Instruction | Research | Public Service | Academic Support | Student Services | Institutional Support | Operation & Maintenance of Plant | Scholarships/ Fellowships | Auxiliary | Total Expenses |
|---------------------|-------------|-------------|----------------|------------------|------------------|-----------------------|----------------------------------|---------------------------|-------------|----------------------|
| Salary | \$ - | \$ - | \$ - | \$ - | \$ - | \$ 7,624,886 | \$ - | \$ - | \$ - | \$ 7,624,886 |
| Benefits | \$ - | \$ - | \$ - | \$ - | \$ - | \$ 1,385,215 | \$ - | \$ - | \$ - | \$ 1,385,215 |
| Travel | \$ - | \$ - | \$ - | \$ - | \$ - | \$ 344,372 | \$ - | \$ - | \$ - | \$ 344,372 |
| O&M | \$ - | \$ - | \$ - | \$ - | \$ - | \$ 1,428,414 | \$ - | \$ - | \$ - | \$ 1,428,414 |
| Utilities | \$ - | \$ - | \$ - | \$ - | \$ - | \$ 91,320 | \$ - | \$ - | \$ - | \$ 91,320 |
| Capital | \$ - | \$ - | \$ - | \$ - | \$ - | \$ - | \$ - | \$ - | \$ - | \$ - |
| Other | \$ - | \$ - | \$ - | \$ - | \$ - | \$ 1,244,207 | \$ - | \$ - | \$ - | \$ 1,244,207 |
| Total Budget | \$ - | \$ - | \$ - | \$ - | \$ - | \$ 12,118,414 | \$ - | \$ - | \$ - | \$ 12,118,414 |

System Administration

Recapitulation of Budgeted Revenues, Expenditures, Transfers, and Use of Reserves
For Fiscal Year Ending 2021

| | Estimated Revenues | Transfers In | Budgeted Use of Reserves | Total Budgeted Sources | Budgeted Expenditures | Transfers Out | Total Budgeted Uses | Net Transfers * |
|-----------------------|-----------------------|----------------------|--------------------------------|------------------------------|--------------------------|---------------------|---------------------------|----------------------|
| Educational & General | \$ 2,115,327 | \$ 10,585,087 | \$ - | \$ 12,700,414 | \$ (12,118,414) | \$ (582,000) | \$ (12,700,414) | \$ 10,003,087 |
| Designated | \$ - | \$ - | \$ - | \$ - | \$ - | \$ - | \$ - | \$ - |
| Auxiliary Enterprises | \$ - | \$ - | \$ - | \$ - | \$ - | \$ - | \$ - | \$ - |
| Total | \$ 2,115,327 | \$ 10,585,087 | \$ - | \$ 12,700,414 | \$ (12,118,414) | \$ (582,000) | \$ (12,700,414) | \$ 10,003,087 |

Office of Internal Audit

Audit and Compliance Plan Fiscal Year 2021



Carole M. Fox, CPA
Chief Audit Executive, Texas State University System

Charles Gregory, CISA, CGEIT
Director, Texas State University System

Ramona Stricklan, CIA, CFE
Director, Lamar Components

Kelly Blissett, CPA, MBA
Director, Sam Houston State University

Scott Cupp, CIA, CCA
Director, Sul Ross State University

Steven R. McGee, CPA, CIA
Director, Texas State University

Kelly Wintemute, CCEP, MBA
Compliance Officer, Texas State University System

TABLE OF CONTENTS

| | |
|--|---|
| INTRODUCTION AND PURPOSE..... | 1 |
| AUDIT AND COMPLIANCE PLAN..... | 3 |
| APPENDIX A: RISK-BASED FUNCTIONAL AREAS..... | 4 |

INTRODUCTION AND PURPOSE

The *Fiscal Year 2021 Audit and Compliance Plan* (“Plan”) documents functional areas the Office of Internal Audit intends to devote resources to during fiscal year 2021. The Plan satisfies statutory responsibilities outlined in Section 2102.008 of the Texas Government Code, the Texas State University System *Rules and Regulations*, and applicable auditing standards. The number of hours budgeted to perform all activities in the Plan totals 28,925.

Plan Categories

The Plan is divided into three different categories:

- **Statutory Audits and Activities:** Projects required by law for all institutions and System Administration.
- **Risk-Based Functional Areas:** Projects allocated amongst the institutions based on risks identified during the annual risk assessment process and subsequently categorized by functional area. Rather than listing the specific projects to be performed at each institution and System Administration, the Plan identifies the functional areas where projects will be performed. See the section entitled “Risk Assessment Process” below for more information.
- **Other Activities:** Projects required by grant agreements or third parties; consulting and advisory services; special projects such as time-sensitive management-requested reviews or investigations; identification and communication of emerging compliance requirements; liaising with external auditors; and other functions designed to assist management in mitigating risks.

Risk Assessment Process

Because of the increase in the number of statutorily-required projects and activities, audit resources available for risk-based projects have diminished. Therefore, it is critical that such projects focus on areas where independent reviews will provide the most value to the Texas State University System as a whole. In order to identify such projects, the Office of Internal Audit uses a two-phase risk assessment process.

The first phase is the annual risk assessment, used to build this Plan. (Texas Government Code 2102.005 requires audit plans to be developed “*utilizing risk assessment techniques.*”) The collective risk assessments performed at the institutions and System Administration included, but were not limited to, the following:

- Soliciting input from the Board of Regents, the Chancellor, Vice-Chancellors, and Component Presidents and management;
- Consulting with oversight entities regarding emerging concerns;
- Considering national trends within higher education;
- Evaluating materiality;
- Assessing the potential impact of negative public scrutiny; and
- Utilizing professional judgment and knowledge gained from prior projects regarding areas of risk.

The risk assessments considered a myriad of risks, including those associated with the impact of COVID-19, fraud, contract management, benefits proportionality, and information technology (including those associated with Title 1, Texas Administrative Code, Chapter 202, *Information Security Standards*). The risk assessments also considered work performed by external auditors, institutional risk appetites, and activities for which assurance or consulting engagements would be most helpful to management.

Upon completion of the annual risk assessment, identified risks were categorized into various functional areas, such as Financial Management, Academics and Instruction, and Outsourced Services. In creating the functional areas, we considered the various organizational structures within the Texas State University System, the Risk Dictionary classifications created by the *Association of College and University Auditors*, and the functional expense classifications promulgated by the *National Association of College and University Business Officers* for financial statement reporting purposes.

Each functional area contains numerous activities, processes, and operations that could be the subject of an audit. (See Appendix A.) Except for compliance reviews (which are typically conducted on a system-wide basis), the various functional areas and the specific projects selected for review in those functional areas vary amongst the institutions and System Administration depending on the level of risk. For example, a project in the Financial Management functional area at Lamar University could involve an audit of accounts payable, while a project in the Financial Management functional area at Sul Ross State University could involve an audit of accounts receivable. There could be no projects (or multiple projects) in the Financial Management functional area at Sam Houston State University.

The second phase (of risk assessment) occurs when audit resources become available to commence a project in a designated functional area. Although the first phase of the risk assessment provides clear indicators of auditable units that would benefit from review, some units are of higher risk than others, and sometimes, risks identified during the annual risk assessment become mitigated as time passes. Therefore, as project planning begins, we conduct additional assessments to pinpoint the activities best suited for review. This approach affords us the flexibility to ensure emerging risks are timely reviewed.

As in prior years, there may be circumstances that require us to devote resources to activities not outlined in the Plan. Per the *Rules and Regulations*, significant changes to the Plan require approval by the Chair of the Finance and Audit Committee.

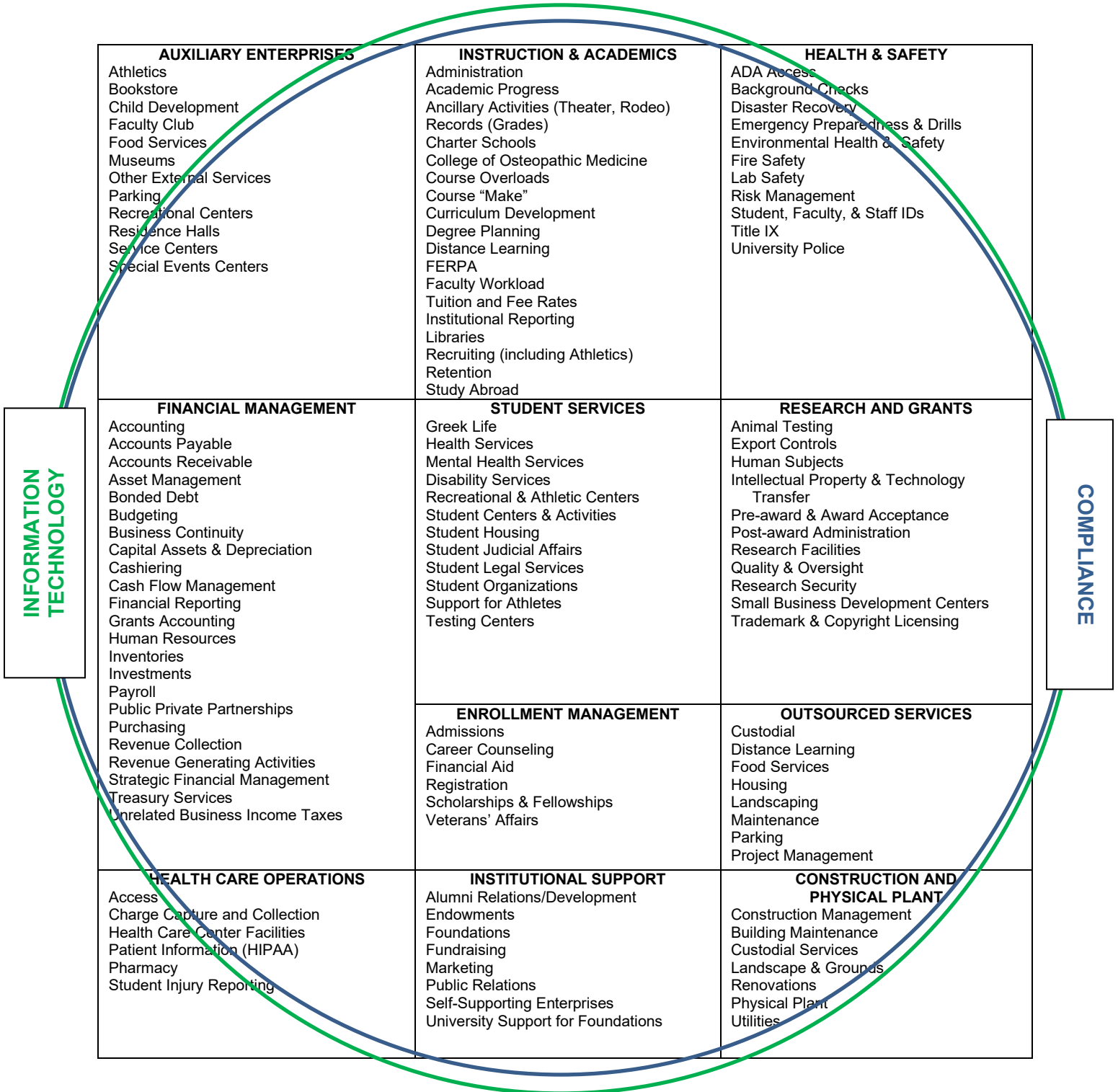
The Plan appears on the following page. Checkmarks, which can represent one or more planned projects, are used to identify the functional areas at individual institutions and System Administration where the Office of Internal Audit plans to devote resources throughout the year.

**TEXAS STATE UNIVERSITY SYSTEM
AUDIT AND COMPLIANCE PLAN
FISCAL YEAR 2021**

| STATUTORY AUDITS AND ACTIVITIES | | | | | | | | |
|---|----|------|------|------|-----|------|-------|-----------------------|
| | LU | SHSU | SRSU | TXST | LIT | LSCO | LSCPA | System Administration |
| SB 20 – Annual Review | ✓ | ✓ | ✓ | ✓ | ✓ | ✓ | ✓ | ✓ |
| SB 20 – Contract Administration | ✓ | ✓ | ✓ | ✓ | ✓ | ✓ | ✓ | ✓ |
| Follow-Up Reviews | ✓ | ✓ | ✓ | ✓ | ✓ | ✓ | ✓ | ✓ |
| Annual Risk Assessment and Audit Plan | ✓ | ✓ | ✓ | ✓ | ✓ | ✓ | ✓ | ✓ |
| Annual Internal Audit Report | ✓ | ✓ | ✓ | ✓ | ✓ | ✓ | ✓ | ✓ |
| Continuing Education | ✓ | ✓ | ✓ | ✓ | ✓ | ✓ | ✓ | ✓ |
| RISK-BASED FUNCTIONAL AREAS (See Appendix A) | | | | | | | | |
| CARES (COVID-19) - Students | ✓ | ✓ | ✓ | ✓ | ✓ | ✓ | ✓ | |
| CARES (COVID-19) - Institutions | ✓ | ✓ | ✓ | ✓ | ✓ | ✓ | ✓ | |
| CARES (COVID-19) - Minority Serving Institutions | ✓ | ✓ | ✓ | ✓ | | | ✓ | |
| Auxiliary Enterprises | | | | ✓ | | | | |
| Instruction and Academic Support | | ✓ | ✓ | | | | | |
| Health & Safety | | ✓ | | ✓ | | | | |
| Financial Management | ✓ | ✓ | ✓ | ✓ | ✓ | | | |
| Student Services | | | | | | | | |
| Enrollment Management | | ✓ | ✓ | ✓ | | | | |
| Research and Grants | | | ✓ | ✓ | | | | |
| Outsourced Services | | ✓ | | | | | | |
| Health Care Operations | | | | | | | | |
| Institutional Support | | | | | | | | |
| Construction and Physical Plant | ✓ | ✓ | | ✓ | ✓ | | | |
| Information Technology | ✓ | ✓ | ✓ | ✓ | ✓ | ✓ | ✓ | ✓ |
| Compliance | ✓ | ✓ | ✓ | ✓ | ✓ | ✓ | ✓ | ✓ |
| OTHER ACTIVITIES | | | | | | | | |
| Special Projects | ✓ | ✓ | ✓ | ✓ | ✓ | ✓ | ✓ | ✓ |
| Third-Party Required Projects | | ✓ | ✓ | ✓ | | | | |
| SACSCOC Assistance | ✓ | | | ✓ | ✓ | ✓ | | |
| Audit Liaison Activities | ✓ | ✓ | ✓ | ✓ | ✓ | ✓ | ✓ | ✓ |
| Compliance Newsletter | ✓ | ✓ | ✓ | ✓ | ✓ | ✓ | ✓ | ✓ |

APPENDIX A RISK-BASED FUNCTIONAL AREAS

This chart depicts examples of (but not all) subprocesses/activities within each functional area, many of which overlap. These activities represent potential auditable units; however, some activities inherently have higher risks than others. Finite resources preclude audits of every activity listed, including those known to have higher risks. Therefore, the absence of check-marks in the Plan for risk-based audits means that no work is planned in the corresponding functional area(s). Information technology and compliance risks surround all of the functional areas and exist within all operations.



APPENDIX – PLANNING AND CONSTRUCTION

DESIGN DEVELOPMENT SUBMITTAL


FOR THE
RON MAFRIGE FIELD HOUSE RENOVATION
AT
SAM HOUSTON STATE UNIVERSITY
A member of The Texas State University System

PRESENTED TO
THE TEXAS STATE UNIVERSITY SYSTEM
BOARD OF REGENTS

AUGUST 2020



Sam HoustonTM
STATE UNIVERSITY



**DESIGN DEVELOPMENT SUBMITTAL FOR
BERNARD G. JOHNSON COLISEUM RENOVATIONS**

Sam Houston State University

The Texas State University System Board of Regents

| | |
|-------------------------------------|--------------|
| William F. Scott, Chairman | Nederland |
| David Montagne, Vice Chairman | Beaumont |
| Charlie Amato | San Antonio |
| Duke Austin | Houston |
| Garry Crain | The Hills |
| Dr. Veronica Muzquiz Edwards | San Antonio |
| Dionicio Flores | El Paso |
| Nicki Harle | Baird |
| Alan L. Tinsley | Madisonville |
| Amanda Lee, Student Regent | Huntsville |

The Texas State University System Administration

| | |
|------------------------------------|---|
| Brian McCall, Ph. D..... | Chancellor |
| Daniel Harper | Vice Chancellor and Chief Financial Officer |
| Peter Maass, RA, NCARB, CTCM | Director of Capital Projects Administration |

Sam Houston University Administration

| | |
|---------------------------------------|--|
| Dr. Alisa White..... | President |
| Carlos Hernandez, Ed.D., C.P.A, | Vice President for Finance and Operations |
| Bobby Williams | Director of Athletics |
| Juan Nuñez..... | Vice President for Facilities Management |
| Chuck Jones..... | Director, Facilities Planning and Construction |

DESIGN TEAM

Sam Houston State University

Athletic Department

Greg Hinze, Senior Associate Athletic Director- Operations

ARCHITECT/ENGINEERS

PBK

Trey Schneider, P.E., Partner, President PBK Sports

Michael Hessert, RA, Principal, PBK Sports

Juan Lopez, Principal, PBK Sports

David Caballero JR., Senior Sports Designer, PBK Sports

Zoraida Rivera, Senior Sports Designer, PBK Sports

Project Information Contact:

Trey Schneider, P.E., Partner, President PBK Sports

11 Greenway Plaza, Suite 2200

Houston, Texas 77046

Office: 713-965-0608

Cell: 713-805-2736

Trey.Schneider@PBK.com

CONSTRUCTION MANAGER AT RISK

White Construction Company

Jim Snyder, Vice President

Devin Hill, Project Manager

Ken Harrison, Senior VP of Estimating, LEED AP

ENGINEERS/CONSULTANTS

AG&E - Structural

John Kubala, P.E.

Daniel Grant, P.E.

LTY – Mechanical, Electrical, Plumbing and Technology

Li-wei Yu, P.E.

Sam Lee, P.E.

Chi Truong, P.E.

Technical Design Group – Audio / Visual

John Miller, Designer

Foodservice Design Professionals – Food Service

Vernon Sanford

Access by Design – Accessibility

Kimberly Goss, President

TABLE OF CONTENTS

| | | |
|----------------|------------------------------------|-----------------------------|
| PREFACE | Existing Conditions | Preface 1 through Preface 5 |
| TAB 1 | Architectural Renderings | Tab 1-1 through Tab 1-7 |
| TAB 2 | Architectural Floor Plans | Tab 2-1 through Tab 2-4 |
| TAB 3 | Enlarged Architectural Floor Plans | Tab 3-1 through Tab 3-4 |
| TAB 4 | Major Building Systems | Tab 4-1 through Tab 4-21 |
| TAB 5 | Detailed Cost Estimate | Tab 5-1 through Tab 5-35 |
| TAB 6 | Total Project Cost | Tab 6-1 |
| TAB 7 | Cost Comparison | Tab 7-1 |
| TAB 8 | Environmental Impact | Tab 8-1 through Tab 8-2 |

INTENTIONALLY LEFT BLANK

PREFACE

Existing Conditions

TAB 1

Architectural Renderings

TAB 2

Architectural Floor Plans

TAB 3

Enlarged Architectural Floor Plans

TAB 4

Major Building Systems

TAB 5

Detailed Cost Estimate

TAB 6

Project Cost

TAB 7

Cost Comparison

TAB 8

Environmental Impact

Building History and Intent

The Ron Mafrige Field House is a three-story, cast-in-place reinforced concrete structure constructed in 1986. The Field House contains approximately 27,000 square feet of interior space as well as approximately 2,700 square feet of exterior observation deck. The Field House is home to the Sam Houston State University Athletic Department, individual sport programs including Football and Track & Field, as well as support spaces for Equipment, Sports Medicine, Learning Enhancement and others. The Field House has had several minor renovations over the years but requires a major renovation to address aging building infrastructure, substantive growth in athletics and provide competitive athletic program facilities for recruiting, performance and coaching staff retention.

The purpose of this project is to completely renovate the interior of the Field House and create new functional and modern environments for student athletes, coaches, staff and program stakeholders.



Executive Summary

A comprehensive building assessment has been performed, and a detailed program created by the design team in conjunction with the Sam Houston State University administration, athletic department and construction manager at risk. This information has been used to create a design for the renovated field house that increases occupant safety and building efficiency through updated building systems, encloses the existing exterior square footage, and creates new state-of-the-art offices, coaching, locker room and support spaces for the Football and Track & Field teams as well as coaching staff and the athletic department administrative staff.

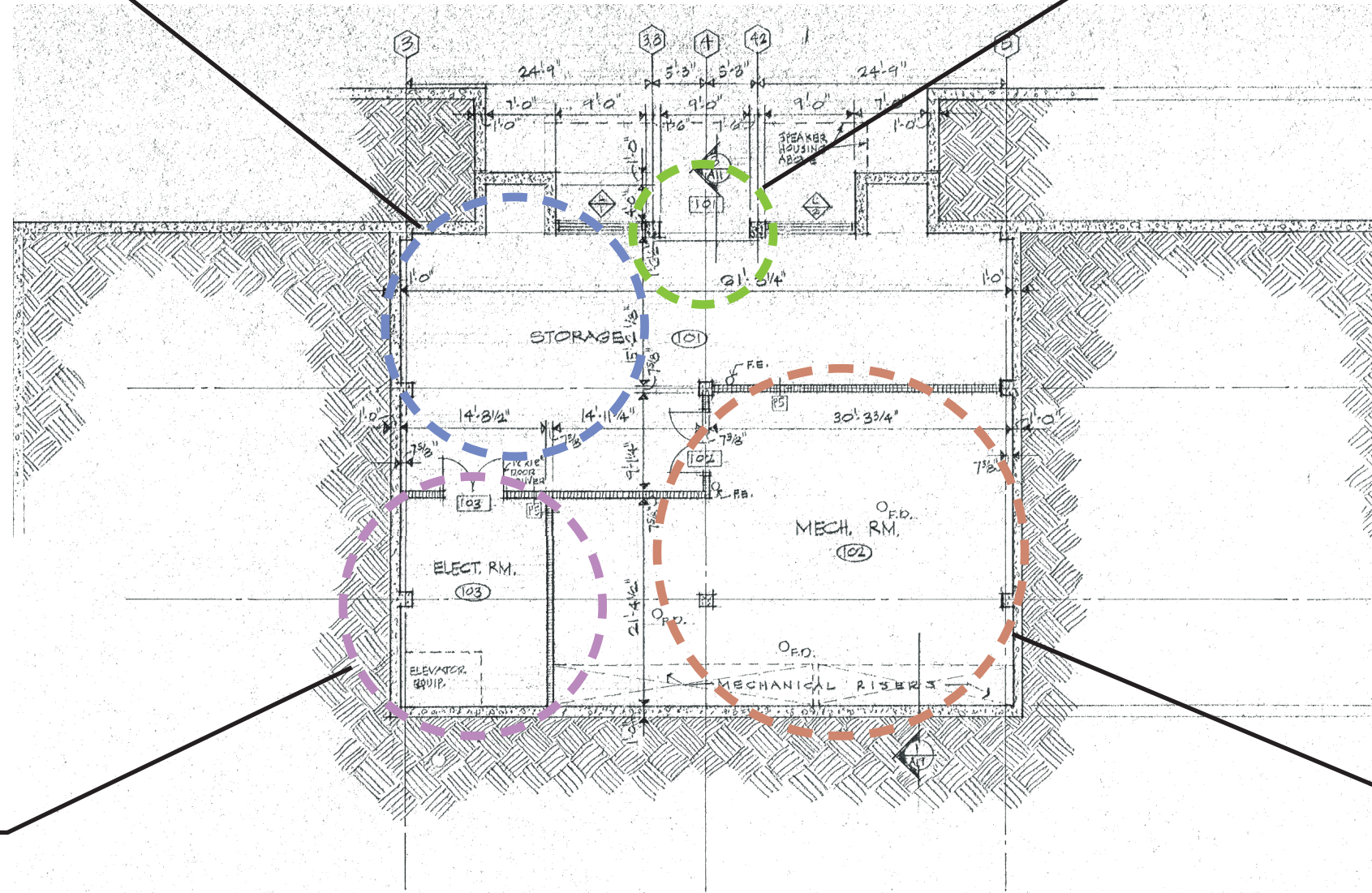
The goal of the design is to enhance the ability to recruit and train student athletes so that their on-field performance is improved resulting in greater success for the athletic program. The increased success will inherently drive greater fundraising and program support that fuels future growth and success.

The programming efforts and renovation design scope of work is described herein. Executive summaries are provided throughout this document that describe the work in broad terms. Detailed narratives that are the result of the program and design, which were used to establish the cost estimate, are also provided for reference.

Level 1 - Floor Plan

The existing storage area is poorly located and undersized resulting in additional portable storage solutions being required.

Existing access to Level 1 is through an overhead door that remains open creating security and indoor environmental issues.



The existing electrical and low voltage systems are aging and are in a state of deterioration due to moisture intrusion.

The existing mechanical and plumbing systems are aging and have lost efficiency over time.

Level 2 - Floor Plan

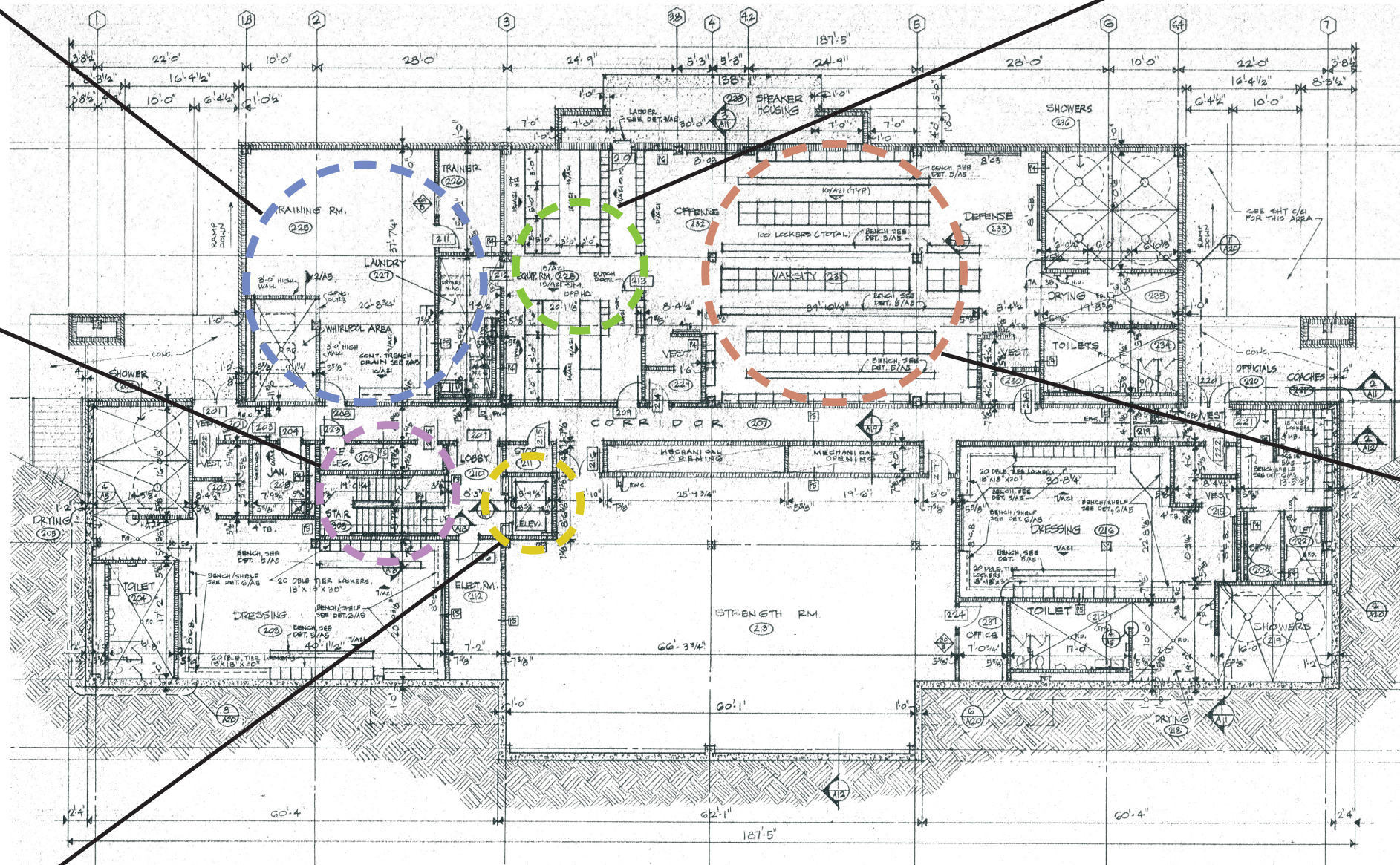
The existing sports medicine area is under-sized and lacks the space and equipment to adequately serve the training and rehabilitation needs of the athletes.

The existing stairs do not provide access to Level 1 and are being replaced.

The existing elevator does not meet current requirements for size and accessibility and does not provide access to Level 1 and is being replaced.

The existing equipment and laundry facility is undersized and inefficient requiring additional man hours to support the teams.

The existing football locker room is undersized and lacks the “wow” factor to positively impact recruiting and ultimately athlete and team performance.



Level 3 - Floor Plan

The existing athletic department offices are being relocated and reconfigured to provide modern efficient office space in the proper quantities and with the proper tools and equipment.

The existing elevator does not meet current requirements for size and accessibility and does not provide access to Level 1 and is being replaced.

The existing Letterman's Lounge suffers from water intrusion and lacks the branding and graphics to adequately display the rich heritage of Sam Houston State University Athletics.

The existing stairs do not provide access to Level 1 and are being replaced.

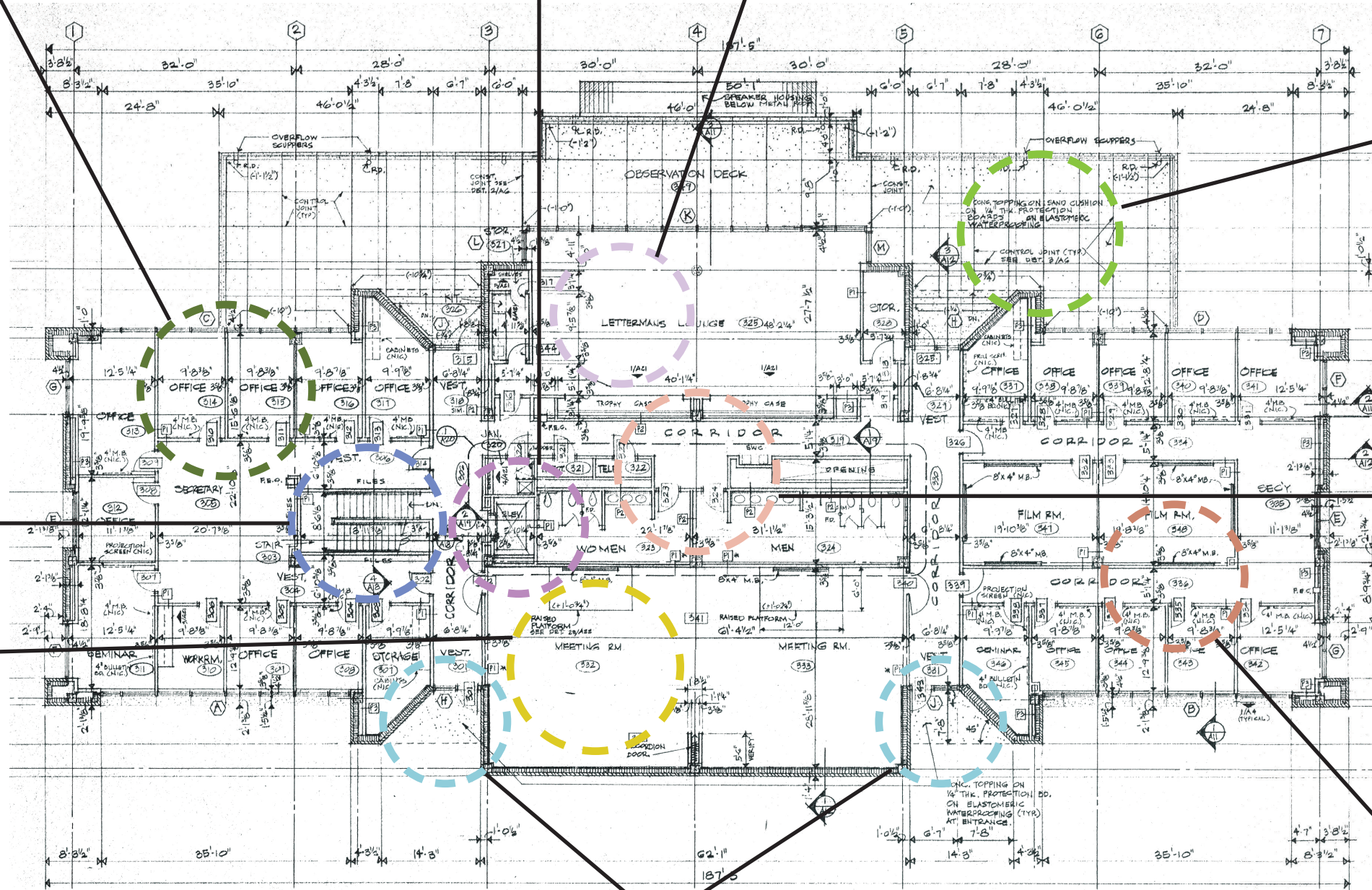
The existing meeting space is not of adequate size or sufficient quantities to support the needs of the various teams and athletic department staff.

The existing exterior balcony

The existing plumbing facilities are oversized for the number of occupants of the building and do not meet current accessibility guidelines.

The existing football and track and field offices are being relocated and reconfigured to provide modern efficient office space in the proper quantities and with the proper tools and equipment.

The existing entrances create a disjointed entry sequence and do not provide a "front door".



INTENTIONALLY LEFT BLANK

PREFACE

Existing Conditions

TAB 1

Architectural Renderings

TAB 2

Architectural Floor Plans

TAB 3

Enlarged Architectural Floor Plans

TAB 4

Major Building Systems

TAB 5

Detailed Cost Estimate

TAB 6

Project Cost

TAB 7

Cost Comparison

TAB 8

Environmental Impact

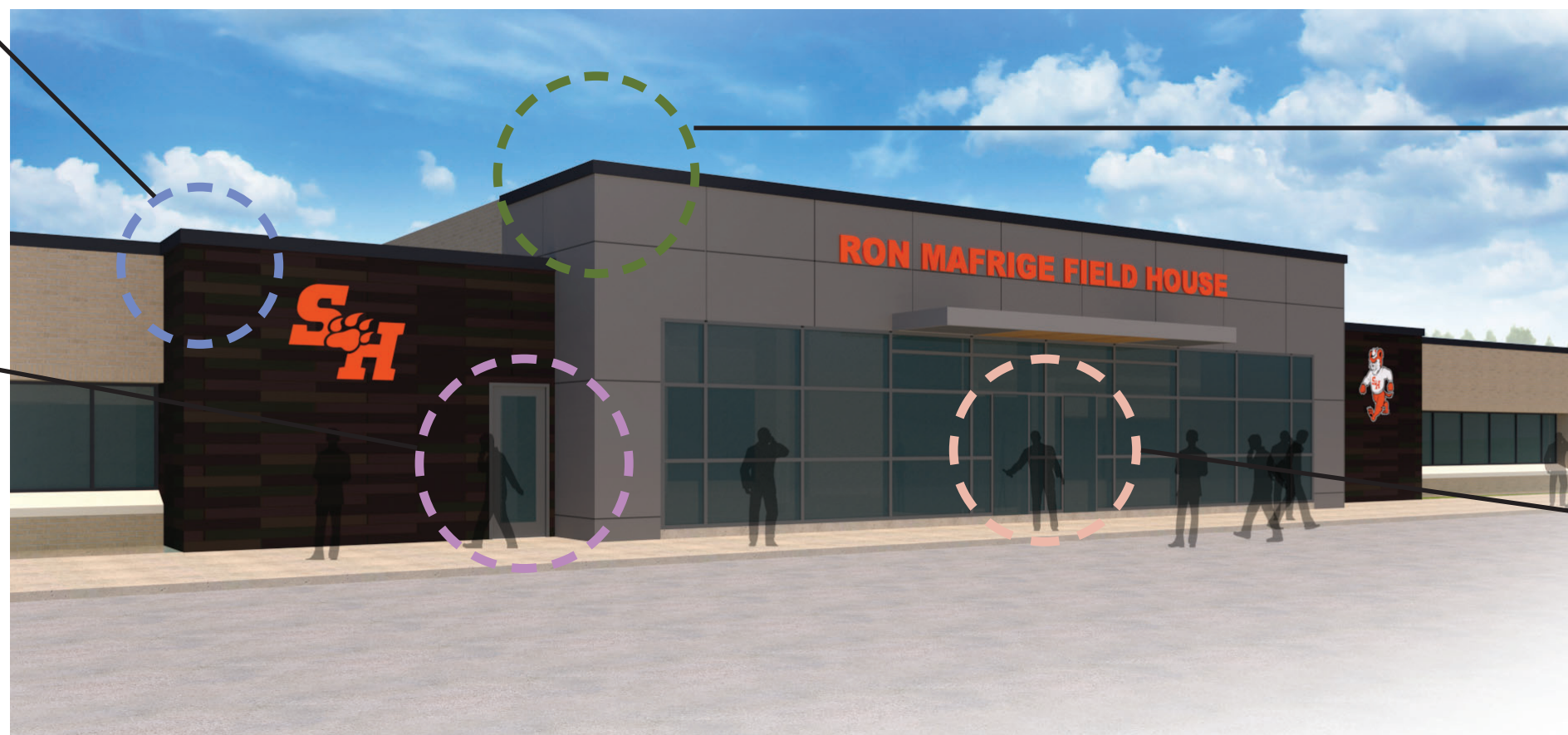
Exterior Vignette - South Elevations

The proposed new building façade is branded and signed as the “Ron Mafrige Field House” rather than the field house and stadium.



The proposed new building façade is branded with the recently reimagined athletic marks, highlighting the fact that this is the home of the athletic department.

The proposed new building façade features modern metal panels that compliment the existing brick façade while putting a fresh face on the building.



The proposed new building façade entry features modern metal panels that accent and highlight the main entry, including a canopy over the entry doors.

The proposed new building façade features “side” doors that provide secondary means of egress as well as private points of entry for staff and athletes.

The proposed new building façade features a single main entry with glazing that opens to the welcome center on the interior. The glass allows the branded and themed environment on the interior to be seen from the exterior.

Exterior Vignette - North Elevations

The proposed new building façade is branded with the recently reimagined athletic marks.

The proposed design positions the football program, head football coach and two coordinator's offices in the northeast corner overlooking the stadium. The offices are positioned to support the athlete "recruiting path".



The proposed new building façade utilizes a portion of the existing exterior balcony to create a standing viewing space outside of the Multi-Purpose Meeting Room that overlooks the football stadium.

The proposed design retains the existing field access doors from Level 2, providing one of two possible field access points.



The proposed design positions the athletic department and athletic director's office in the northwest corner overlooking the stadium. The athletic director's suite also contains a conference room that overlooks the stadium.

The proposed design retains the existing field access doors from Level 2, providing one of two possible field access points.

Interior Vignette - Bearkat Welcome Center



The proposed design for the Bearkat Welcome Center features an open ceiling that takes advantage of the existing volume of the building. The design also expresses the nature of the original construction element by exposing the raw concrete structure.

The proposed design for the Bearkat Welcome Center is centered around a central plinth that features trophies. The plinth is surrounded by mannequins representing each of the men's and women's sports dressed in their uniform. The plinth and mannequins are beneath a central "paw" logo in the ceiling.

The proposed design includes a reception desk providing control over access into the more private portions of the building. The reception desk is capable of being closed during non-business hours.

The proposed design includes theming and branding elements that highlight the success and achievements of the athletic program, individual teams, athletes and coaches. Branding elements include both static and electronic media.

Interior Vignette - Multi-Purpose Meeting Room

The proposed design features an open ceiling that takes advantage of the created volume of the space. The design also expresses the nature of the original construction element by exposing the raw concrete structure.

The proposed design continues to express the nature of the original construction elements that begins in the Bearkat Welcome Center by exposing the raw concrete structure.

The proposed design includes theming and branding elements that highlight the success and achievements of the athletic program, individual teams, athletes and coaches. Branding elements include both static and electronic media.

The proposed design supports several different furniture layouts from lecture and meeting seating arrangements to loose soft furniture for social events.



Interior Vignette - Football Locker Room



The proposed design includes theming and branding elements that support the mission and message of the football program.

The proposed design includes modern lockers that reflect current trends in Div 1 athletics. The lockers are wide sit-in style with storage space for equipment and personal effects. Each locker is easily customizable to reflect the individual athletes name, number or other information that is desired through magnetic applique.

The proposed design features a small lounge area including various monitors for watching sports, reviewing film, playing video games, etc.

Interior Vignette - Track Locker Room

The proposed design features a small lounge area including soft seating and monitors for watching sports, playing video games, etc.

The proposed design includes theming and branding elements that support the mission and message of the track program.

The proposed design includes modern lockers that reflect current trends in Div 1 athletics. The lockers are "country club" style with storage space for equipment and personal effects. Each locker is easily customizable to reflect the individual athletes name, number or other information that is desired through magnetic applique.



Interior Vignette - Sports Medicine

A central storage closet is provided for the storage of equipment and supplies. This storage room, in conjunction with the numerous cabinets, workstations and built-in storage at the taping and treatment areas allows for a clean and clutter free working environment.

Office space for the Head Trainer and Assistant Trainers is provided in separate offices in opposite corners of the Suite. This arrangement allows for visual control and supervision of all areas of the Suite.

Access to the Hydrotherapy room and the Exam Room is through the Sports Medicine Suite. These rooms are located such that their entry points as well as the interior of the Hydrotherapy room are within view of staff from the Suite as well as their offices.

There are ten treatment tables centered in the room allowing minimal staff to work with as many athletes as possible improving effectiveness. Each treatment table includes access to a modality cart for treatment.



Treadmill and exercise bikes are provided for rehabilitation and treatment observation.

A separate rehab area is provided with numerous electrical outlets to support both electric and manual exercise machines. An existing concrete wall is left exposed for weighted ball work. This area has audio visual elements to support teaching and education of staff and athletes.

The Sports Medicine Suite connects directly to the football locker room through a zero-sightline vestibule. The connection allows football players easy access during practice and game days for treatment and taping.

There are six (6) taping tables located between the main entry to the Suite and the football locker room access. This arrangement keeps all taping operations and traffic isolated to the front of the suite, eliminating congestion within the other areas of the Suite.

INTENTIONALLY LEFT BLANK

PREFACE

Existing Conditions

TAB 1

Architectural Renderings

TAB 2

Architectural Floor Plans

TAB 3

Enlarged Architectural Floor Plans

TAB 4

Major Building Systems

TAB 5

Detailed Cost Estimate

TAB 6

Project Cost

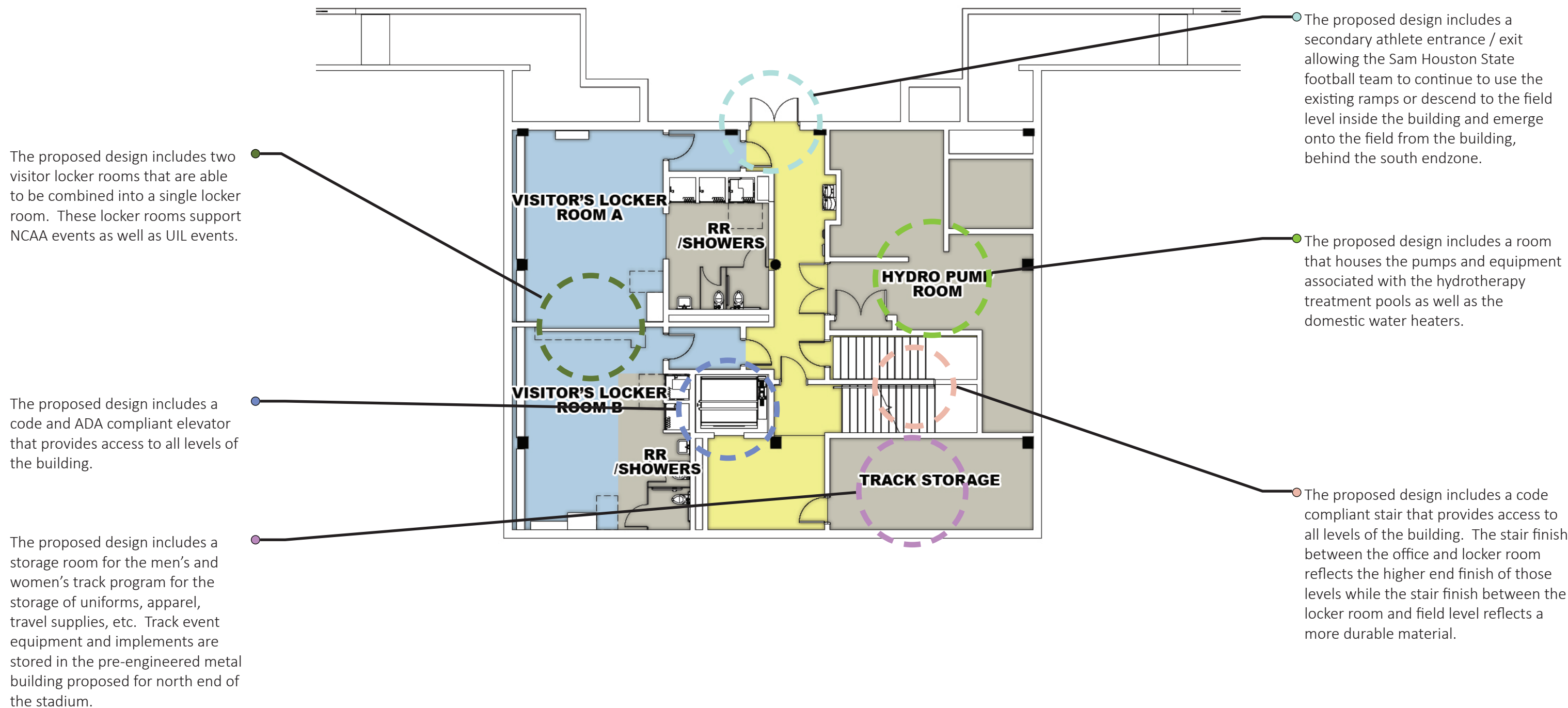
TAB 7

Cost Comparison

TAB 8

Environmental Impact

Level 1 - Floor Plan



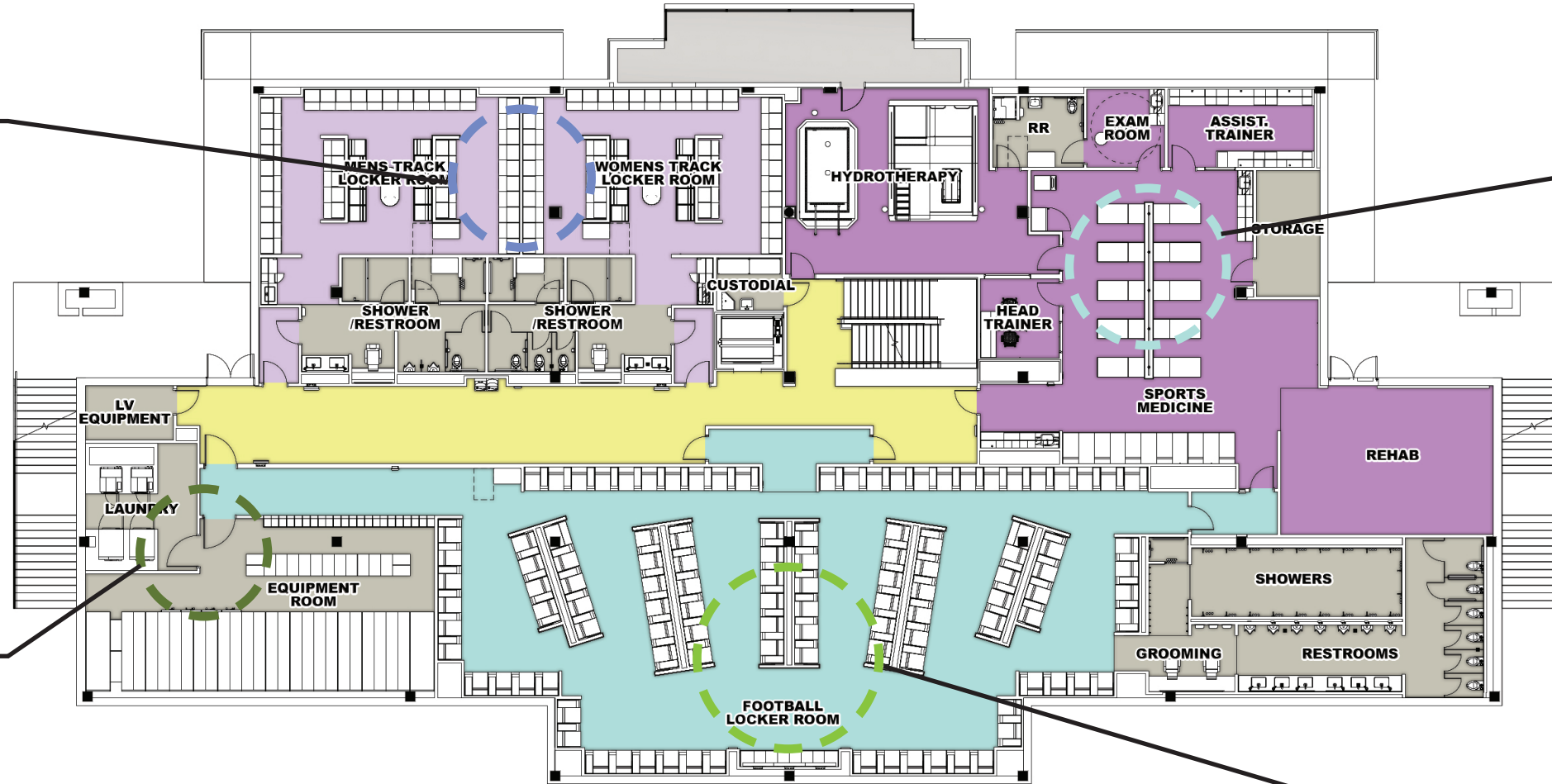
Level 2 - Floor Plan

The proposed design includes new locker rooms, lounge, restrooms and showers, grooming and nutrition areas for both the men's and women's track teams.

The proposed design includes new sports medicine areas including, treatment, rehab, taping, hydrotherapy, exam and office space. The sports medicine area is located with easy access to the track locker rooms and a direct connection to the football locker room.

The proposed design includes new equipment area including daily equipment cubbies for the football team, high density storage for equipment, central work bench with storage and a commercial laundry facility.

The proposed design includes new football locker room, lounge, restroom, showers, and grooming.



Level 3 - Floor Plan

The proposed design includes new offices for the athletic department staff, including a conference room and work room.

The proposed design includes a Learning Enhancement Center to support the academic needs of the athletes.

The proposed design includes new mechanical, electrical and boiler spaces, located at street level with closer proximity to external utility connections and providing improved access for maintenance staff.

The proposed design includes various meeting rooms that support the needs of the athletic teams.

The proposed design includes a food service pantry that serves as a day to day kitchenette for staff, a warming pantry for catered events as well as a day to day nutrition / fueling station for athletes.

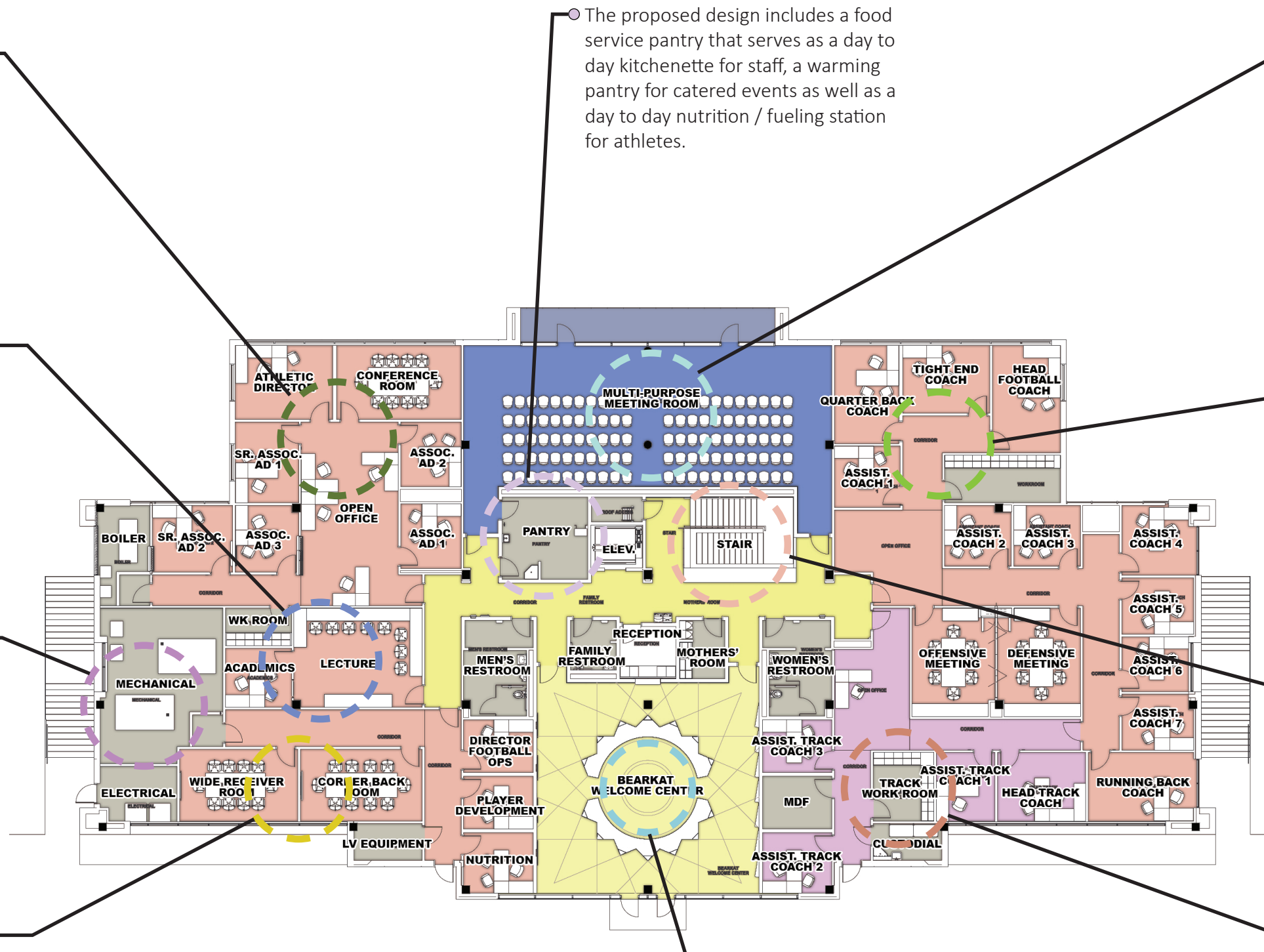
The proposed design includes a new multi-purpose meeting room providing a large group meeting space with views to the stadium.

The proposed design includes new offices for the football coaching staff, including an offense / defense meeting room and a work room.

The proposed design includes a code and ADA compliant elevator and stair that provides access to all levels of the building.

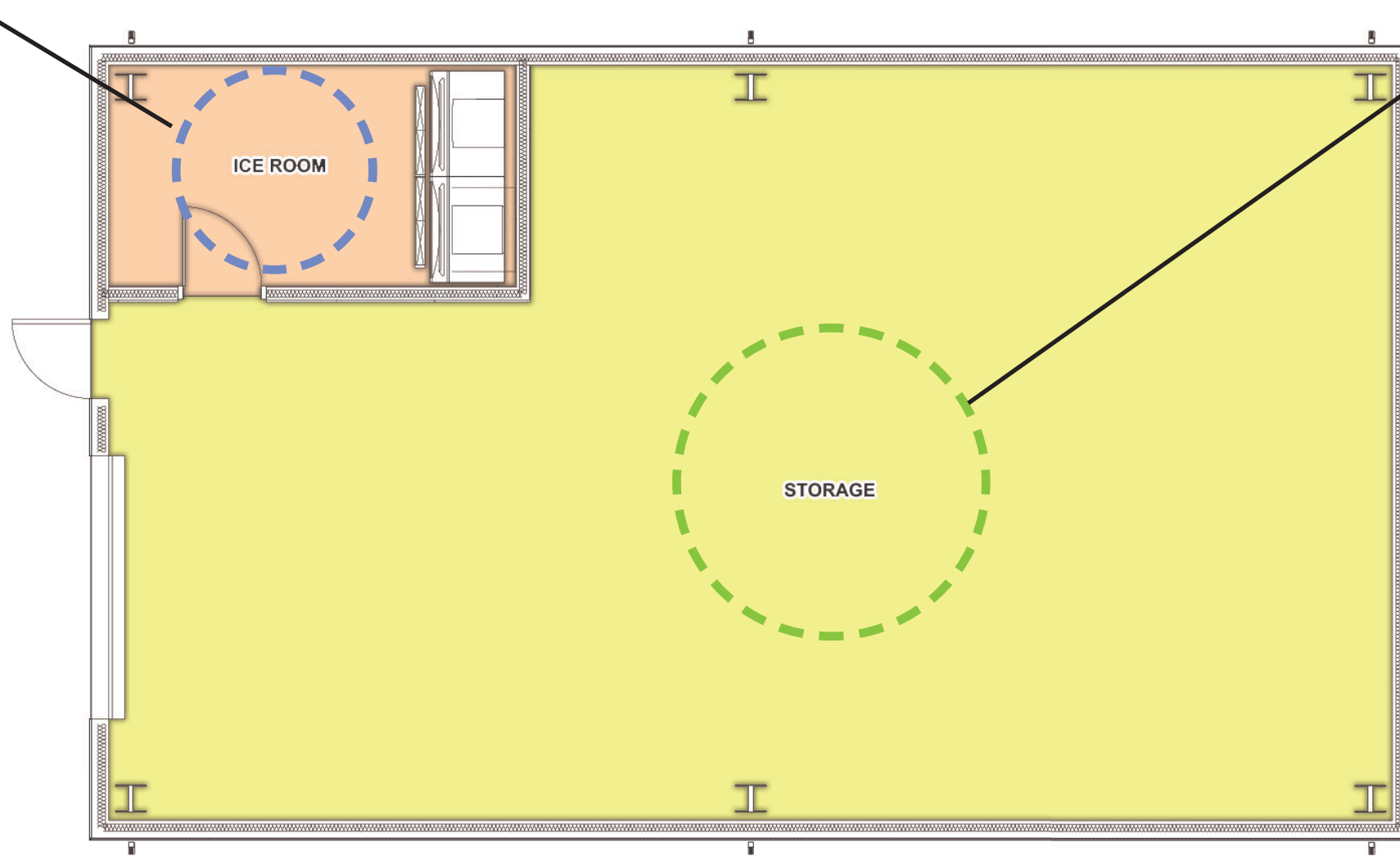
The proposed design includes new offices for the track and field coaching staff, including a work room.

The proposed design includes a new entry and Bearkat Welcome Center that displays the history and exploits of the various Sam Houston State University athletic teams.



Pre-Engineered Metal Building - Floor Plan

The proposed design includes an ice production / hydration room for the production of ice and the preparation, cleaning and storage of sports hydration supplies and equipment.



The proposed design includes a new pre-engineered metal building for the storage of athletic field equipment, utility vehicles, and other items and equipment that supports the athletic department.

PREFACE

Existing Conditions

TAB 1

Architectural Renderings

TAB 2

Architectural Floor Plans

TAB 3

Enlarged Architectural Floor Plans

TAB 4

Major Building Systems

TAB 5

Detailed Cost Estimate

TAB 6

Project Cost

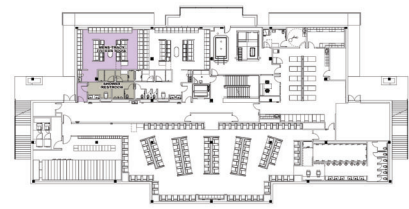
TAB 7

Cost Comparison

TAB 8

Environmental Impact

Men's Track Locker Room

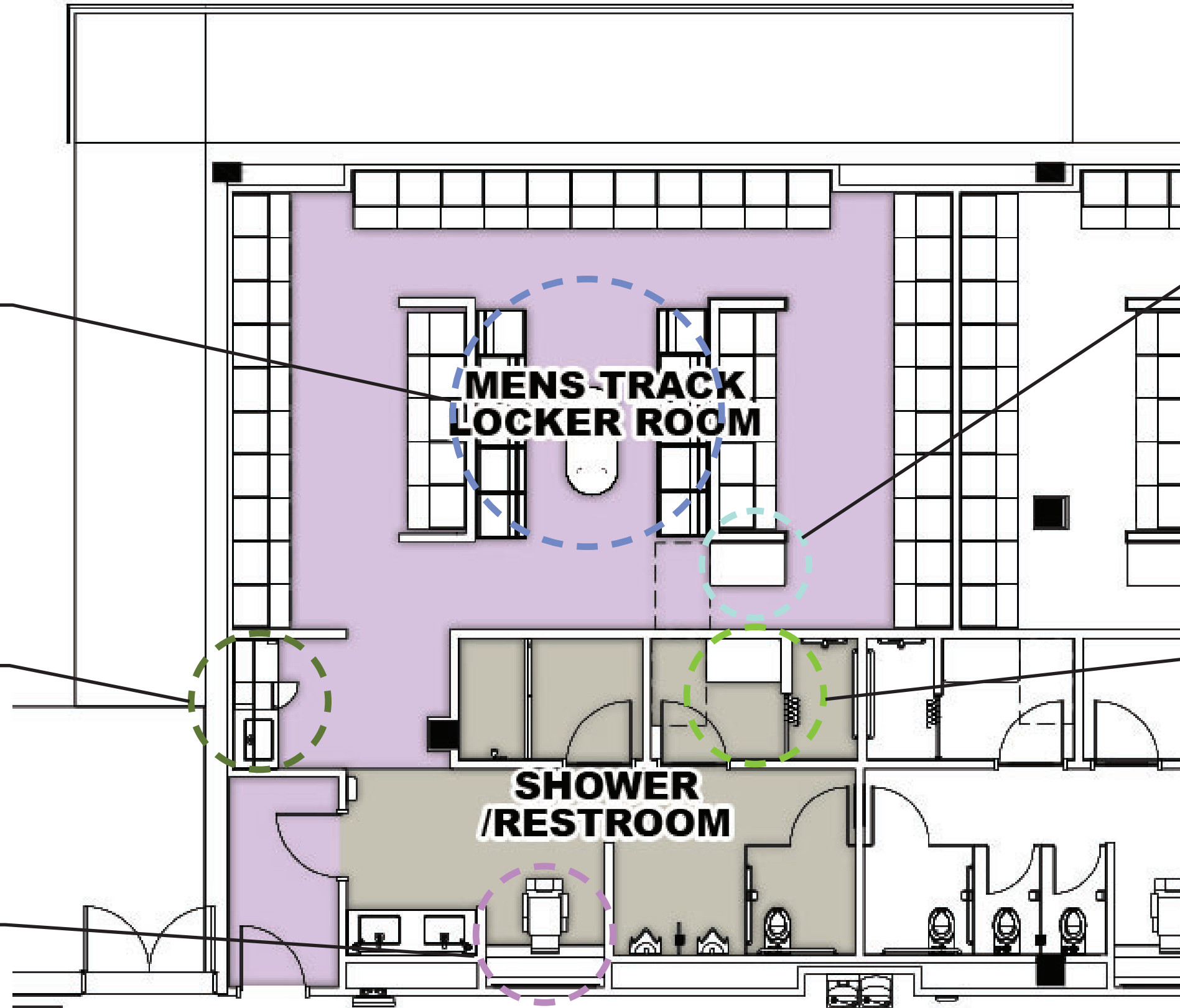


Key Plan

The proposed design features a small lounge with soft seating for athletes to relax, study and socialize. The area includes a tv.

The proposed design includes a nutrition station with an undercounter refrigerator and ice maker and a sink.

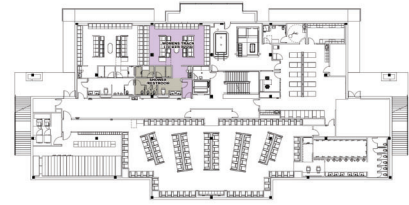
The proposed design includes a grooming station / salon for use by the athletes.



The proposed design includes modern lockers that reflect current trends in Div 1 athletics. The lockers are "country club" style with storage space for equipment and personal effects. Each locker is easily customizable to reflect the individual athletes name, number or other information that is desired through magnetic applique. In addition, accessible lockers are provided as well as ADA required dressing benches.

The proposed design includes individual showers and drying areas are provided for athlete use.

Women's Track Locker Room

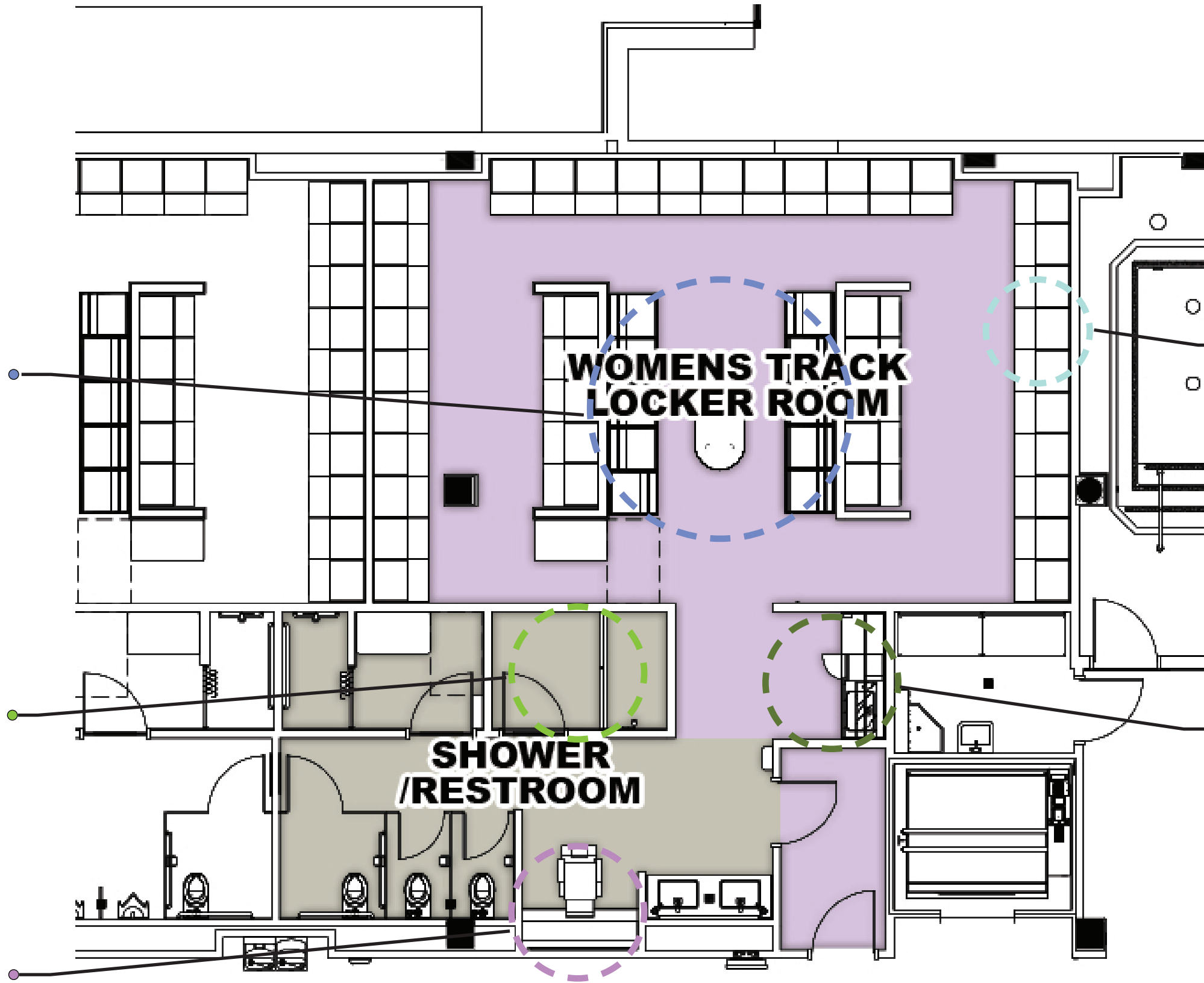


Key Plan

The proposed design features a small lounge with soft seating for athletes to relax, study and socialize. The area includes a tv.

The proposed design includes individual showers and drying areas are provided for athlete use.

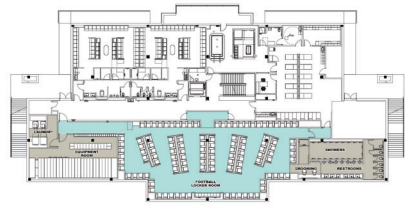
The proposed design includes a grooming station / salon for use by the athletes.



The proposed design includes modern lockers that reflect current trends in Div 1 athletics. The lockers are "country club" style with storage space for equipment and personal effects. Each locker is easily customizable to reflect the individual athletes name, number or other information that is desired through magnetic applique. In addition, accessible lockers are provided as well as ADA required dressing benches.

The proposed design includes a nutrition station with an undercounter refrigerator and ice maker and a sink.

Football Locker Room



Key Plan

The proposed design includes a four foot wide door near the existing exit to the field. A secondary field access route is through the corridor, to the internal stair, down to Level 1 and out the exterior door to the south endzone.

The proposed design includes a commercial laundry facility featuring elevated commercial washers and extractors. The placement of the equipment eases the strain on equipment staff and increases their efficiency.

The proposed design includes a central work bench with power outlets and storage for the preparation and repair of equipment.

The proposed design includes a main entry to the locker room that is an integral stop on the "recruiting path". The arrangement of the entry and the locker room provides the drama and "wow factor" needed in today's recruiting environment.

The proposed design includes a direct connection between the sports medicine suite and the football locker room. The connection eases the heavy use on practice and game day for taping and athlete preparation. Vision sightlines are controlled thus eliminating views into the locker room from the sports medicine suite.

The proposed design includes a gang shower with drying area and required accessible shower.

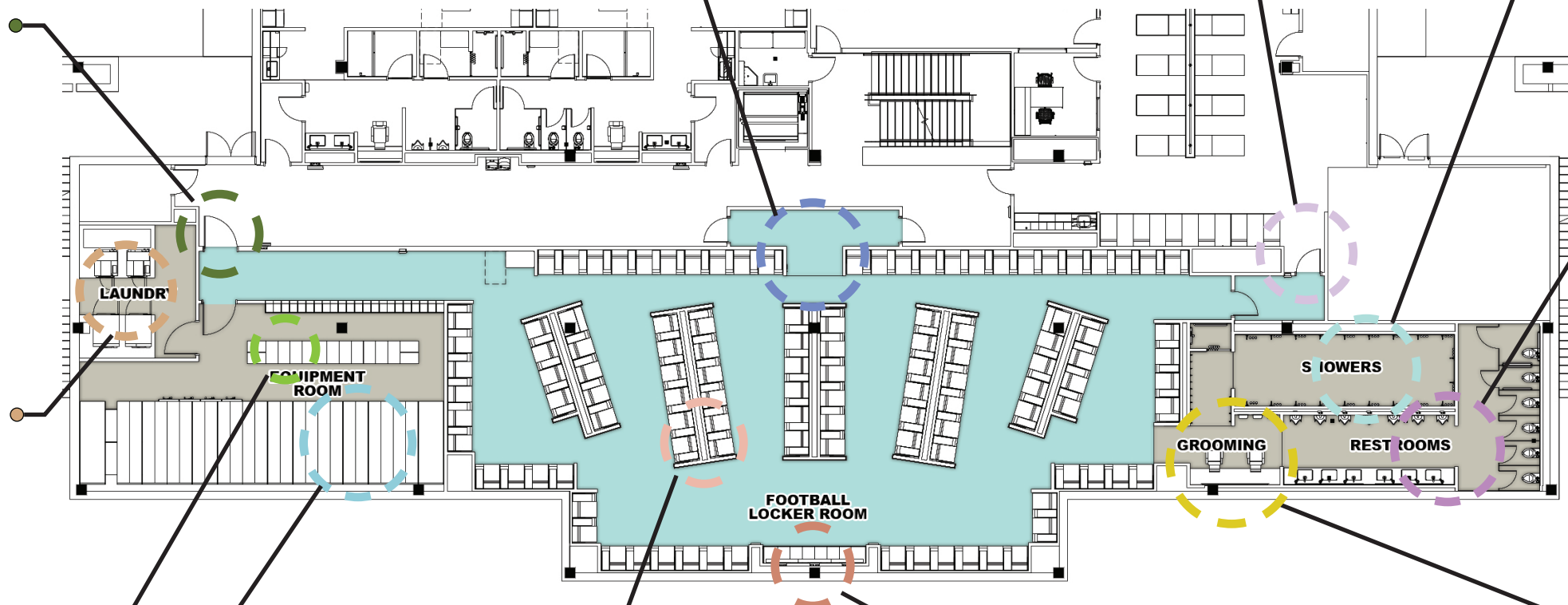
The proposed design includes restroom facilities with water closets, urinals and lavatories.

The proposed design includes a grooming station / salon for use by the athletes.

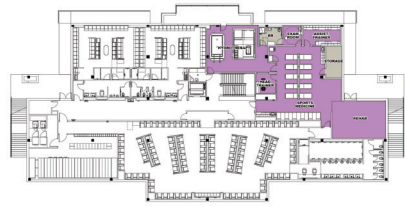
The proposed design features a small lounge area including soft seating and monitors for watching sports, playing video games, etc.

The proposed design includes modern lockers that reflect current trends in Div 1 athletics. The lockers are wide sit-in style with storage space for equipment and personal effects. Each locker is easily customizable to reflect the individual athletes name, number or other information that is desired through magnetic applique.

The proposed design includes a high-density storage unit that increases the amount of space available to store equipment, uniforms, etc.



Sports Medicine

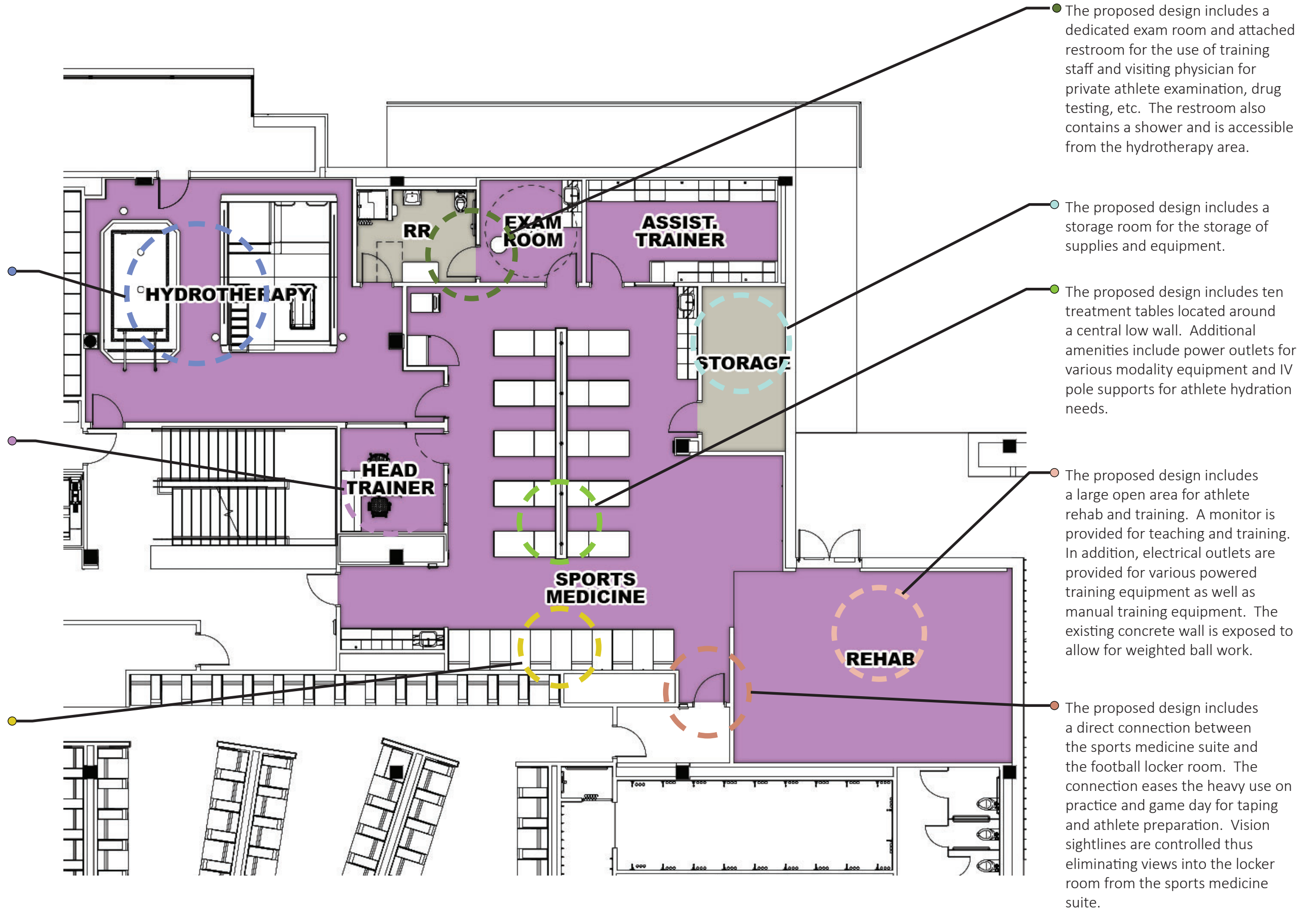


Key Plan

The proposed design includes a hydrotherapy area with a plunge pool that provide solar or thermal therapy options as well as a therapy pool with an underwater treadmill.

The proposed design includes office space for the head trainer and the assistant trainers is provided at opposite corners of the sports medicine suite. Glazed doors and windows provide visual supervision over sensitive areas such as hydrotherapy, treatment and rehab.

The proposed design includes six taping stations. The taping stations are located near to the football locker room, reducing the number of athletes circulating through the sports medicine suite on game day.



The proposed design includes a dedicated exam room and attached restroom for the use of training staff and visiting physician for private athlete examination, drug testing, etc. The restroom also contains a shower and is accessible from the hydrotherapy area.

The proposed design includes a storage room for the storage of supplies and equipment.

The proposed design includes ten treatment tables located around a central low wall. Additional amenities include power outlets for various modality equipment and IV pole supports for athlete hydration needs.

The proposed design includes a large open area for athlete rehab and training. A monitor is provided for teaching and training. In addition, electrical outlets are provided for various powered training equipment as well as manual training equipment. The existing concrete wall is exposed to allow for weighted ball work.

The proposed design includes a direct connection between the sports medicine suite and the football locker room. The connection eases the heavy use on practice and game day for taping and athlete preparation. Vision sightlines are controlled thus eliminating views into the locker room from the sports medicine suite.

PREFACE

Existing Conditions

TAB 1

Architectural Renderings

TAB 2

Architectural Floor Plans

TAB 3

Enlarged Architectural Floor Plans

TAB 4

Major Building Systems

TAB 5

Detailed Cost Estimate

TAB 6

Project Cost

TAB 7

Cost Comparison

TAB 8

Environmental Impact

ARCHITECTURAL EXECUTIVE SUMMARY

NARRATIVE

The renovation of the Mafrige Field House includes the removal of all existing building interiors, building systems and vertical circulation elements along with select exterior features. The remaining structure and building shell is being enlarged by enclosing the existing exterior balcony space. New interiors, building systems and vertical circulation elements are being provided to meet the program requirements. The building consists of three levels. Level 1, which is the lowest level and is adjacent to the football playing field, contains building systems such as mechanical, plumbing, electrical and communications. This level also provides storage space for athletic event equipment and ice production. This level is not accessible from within the existing structure and is only accessible from upper levels via a network of non-accessible exterior ramps. Level 2 contains the current football locker room, secondary locker rooms, team meeting room, sports medicine and equipment rooms. This level is accessible from the upper level via a stair and a non-accessible elevator. Level 3 contains the athletic department offices, football and track offices, learning enhancement center and Letterman's Lounge.

ARCHITECTURAL DEMOLITION

Sam Houston State is removing all loose furniture, fixtures and equipment, artwork, memorabilia and other building contents that they wish to preserve prior to the contractor beginning the work.

The interior of the field house is being demolished down to the face of the existing concrete structure and interior face of exterior concrete masonry walls. This includes partitions, doors / frames, ceilings, flooring, finishes, electrical devices, equipment, conduit and cabling, plumbing fixtures, equipment, and piping, mechanical equipment, ductwork and controls, low voltage equipment, conduit and cable. The existing stairs and elevator and elevator equipment are being removed. Selective demolition of existing structural floor slabs is required to install new building elements, features and systems.

The exterior of the field house is being selectively demolished, which includes all exterior signage, naming and branding, the existing exterior balcony and solarium, specific windows, specific doors and frames, specific exterior masonry walls from structure up through the roof parapet, roof access hatch, specific roof elements and penetrations.

ARCHITECTURAL RENOVATION

The exterior of the building is clad in aluminum panels and glazed storefront. The panels are colored and designed to reflect the evolving aesthetic of the campus and fit within the wooden nature of the region. The exterior of the building is branded and named using the reimagined athletic logos and marks.

All levels of the building are connected with a new circulation stair and new elevator.

Level 1 – Field Level

Visitor's Locker Room

The Visitor's Locker Room consists of two locker rooms that are divided by an overhead door. This arrangement allows for two separate locker rooms for UIL and tournament events or one larger locker room for NCAA events. The locker rooms will be used during the week by department staff and coaches as their locker rooms. The locker rooms can also be used as auxiliary or official locker rooms for other sporting venues such as Baseball, Softball and/or the future Tennis / Volleyball facility.

The Visitor's Locker Room contains restroom water closets, lavatories and showers for athlete use. The locker rooms are large open spaces with sealed concrete floors, open ceiling that expose the existing structure, painted walls and wooden shelves with hooks at the perimeter of the room.

ARCHITECTURAL RENOVATION - continued

Hydrotherapy Pump Room

The Hydrotherapy Pump Room houses the pumps and equipment that operate the hydrotherapy pools at Level 2. The pools themselves sit on elevated equipment mezzanines within the pump room. The pump room also houses the domestic hot water heaters. The room is surrounded by a concrete curb to eliminate water leaks from migrating beneath walls into other areas of the building. A small electrical closet is provided for power distribution on this floor. Finishes within the pump room are exposed concrete floors and structure with unpainted concrete and concrete masonry walls.

Track Storage

The Track Storage room is an open room for the placement of storage and shelving units as determined by Sam Houston State for the purpose of storing track apparel, shoes, uniforms, travel bags, and other small light storage items. This space is not for the storage of track equipment and implements. Finishes within the storage room are exposed concrete floors and structure with unpainted concrete and concrete masonry walls.

Level 2 – Locker Room Level

Football Locker Room

The Football Locker Room is the home of the Sam Houston State University football team and contains one hundred ten custom lockers. Each locker is sized so that the athlete can sit within the locker when fully dressed in game equipment. Each locker contains a ventilated compartment for shoes pads and other equipment. Each locker has a private secure compartment for personal effects. The locker is a key component of the “recruiting path” and is designed in such a way to maximize the impact to recruits. The lockers are arranged such that most of the athletes have direct views to the front of the room where the coach can address the team. This position is also the location of the media wall which can be used for coaching, teaching and entertainment.

The locker room is directly connected to the equipment room, sports medicine suite and football restroom, showers and grooming. Finishes within the space are carpeted floors, exposed structure ceilings, painted walls, laminate lockers and accent walls, and strategically placed graphics and branding.

Men’s Track Locker Room

The Men’s Track Locker Room is the home of the Sam Houston State University men’s track and field team and contains forty custom lockers. Each locker has a private secure compartment for personal effects. The locker is a key component of the “recruiting path” and is designed in such a way to maximize the impact to recruits. The lockers are arranged such that they surround a central “lounge” area. The lounge contains soft seating and a television for relaxing and socialization.

The locker room is directly connected to the men’s track restroom, showers and grooming. Finishes within the space are carpeted floors, exposed structure ceilings, painted walls, laminate lockers and accent walls, and strategically placed graphics and branding.

ARCHITECTURAL RENOVATION - continued

Women's Track Locker Room

The Women's Track Locker Room is the home of the Sam Houston State University women's track and field team and contains forty custom lockers. Each locker has a private secure compartment for personal effects. The locker is a key component of the "recruiting path" and is designed in such a way to maximize the impact to recruits. The lockers are arranged such that they surround a central "lounge" area. The lounge contains soft seating and a television for relaxing and socialization.

The locker room is directly connected to the women's track restroom, showers and grooming. Finishes within the space are carpeted floors, exposed structure ceilings, painted walls, laminate lockers and accent walls, and strategically placed graphics and branding.

Sports Medicine Suite

The Sports Medicine Suite is comprised of separate areas that are specifically suited to different aspects of the treatment, training, and rehabilitation of the student athlete. These specific areas include taping, treatment, hydrotherapy, exam and rehabilitation. Each of these areas is designed with specific furniture, equipment, electrical, lighting and technology to increase the efficiency of the staff and delivery of treatment to the athlete. These spaces also include audio and video equipment. Finishes within the Sports Medicine Suite are suited to each of the areas but generally include carpeted, tiled or rubber flooring, acoustical ceiling tiles, painted or tiled walls, laminate cabinets with solid surface counters and strategically placed graphics and branding.

Equipment / Laundry

The Equipment Room houses the equipment and support operation. The bulk of the space is occupied by a high-density storage unit that contains shoes, uniforms, equipment, game balls, etc. The room also contains a central worktable with storage below. This worktable is used by the staff to prepare and repair equipment, sort laundry, etc. and serves as the heart of the equipment operation. Equipment and other items are placed in each individual two-sided cubby for access by the athletes on the locker room side of the wall.

The Laundry Room contains two commercial washers and two commercial extractors. The washers sit side by side on an elevated platform with the extractors side by side on a similar elevated platform so that the openings to the washers are directly opposite from extractors. This arrangement eliminates bending over for the equipment staff helping to reduce or eliminate workplace fatigue. The proximity of the openings allows the staff to remove the wet laundry, pivot 180 degrees in place and load the extractor.

Finishes within the Equipment / Laundry rooms are sealed concrete floors, exposed structure ceilings, painted walls, laminate cabinets with solid surface countertops and painted metal storage units.

ARCHITECTURAL RENOVATION - continued

Level 3 – Office Level

Bearkat Welcome Center

The Bearkat Welcome Center is the entry point to the building and the first point of contact with the public, recruits, media, etc. The welcome center is designed to provide a tribute to the history and accomplishments of the athletic department and its specific athletic programs. The central focus of the space is a table or plinth at the center of the room which contains select trophies and artifacts. The table is surrounded by mannequins that represents each of the men's and women's teams as well as a Sammy Bearkat. The mannequins sit atop a raised plinth and are arranged and presented in such a way to elicit a sense of respect. The flooring and ceiling elements are designed emphasize the radiating nature of the space, emanating from the central table. The perimeter walls are filled with various branding and graphic presentations of specific accomplishments of teams, coaches and individuals. The presentation includes both static and interactive media. The specific content is to be developed with athletics.

A reception desk is located at the rear of the space, positioned to have visual supervision of the entry doors as well as the doors that lead into the more secure interior of the building. The reception area is self-contained and is able to be secured from the welcome center so that during special events or after business hours the work area is not visible from the welcome center. Finishes within the Bearkat Welcome Center are terrazzo floors, exposed structure ceilings, painted walls, laminate cabinets with solid surface countertops.

Multi-Purpose Meeting Room

The Multi-Purpose Meeting Room is a space for large groups and entire teams. The room overlooks the football stadium and has an adjacent accessible outdoor balcony. The meeting room has display areas for select program memorabilia. There are wall mounted monitors as well as graphics and branding. The height of the space is large due to the exposed structure. Finishes within the Multi-Purpose Meeting Room are carpeted flooring, exposed ceiling, painted, laminate and vinyl graphic walls.

Athletic Director's Suite

The Athletic Director's Suite is the home of the athletic department staff. The suite contains an open office area with four desks for administrative staff and is surrounded on the perimeter by private offices for the athletic director, senior associate athletic directors and associate athletic directors. The suite has its own private conference room for use by staff. A central work room for processing mail, copying, printing and storage of office supplies is located away from the suite entry. Finishes within the Athletic Director's Suite are carpeted floors, exposed structure and acoustic tiled ceilings, painted walls, laminate cabinets with solid surface countertops.

ARCHITECTURAL RENOVATION - continued

Football Offices

The Football Offices are the home of the football coaching staff. The suite contains an open office area for an administrative staff and is surrounded on the perimeter by private offices for the head football coach, coordinators and assistant coaches. The suite has a meeting room that can be sub-divided into an Offense and Defense Meeting Room. The meeting room also serves as a graduate assistant workspace. A central work room for processing mail, copying, printing and storage of office supplies is located away from the suite entry. Finishes within the Football Offices are carpeted floors, exposed structure and acoustic tiled ceilings, painted walls, laminate cabinets with solid surface countertops.

Track and Field Offices

The Track and Field Offices are the home of the track and field coaching staff. The suite contains an open office area for an administrative staff and is surrounded on the perimeter by private offices for the head track coach and assistant coaches. A central work room for processing mail, copying, printing and storage of office supplies is located away from the suite entry. Finishes within the Track and Field Offices are carpeted floors, exposed structure and acoustic tiled ceilings, painted walls, laminate cabinets with solid surface countertops.

Learning Enhancement Center

The Learning Enhancement Center (LEC) provides a teaching, tutoring and education space for the student athletes. The LEC is an open space with movable furniture that is capable of being arranged into pods for group study or around the room's perimeter for individual study. The room is equipped with technology to support the teaching environment. The LEC is also designed to function as a post-game interview space. The LEC has an office for the athletic department's academic counselor. The office has a window to provide visual security and control over the LEC. Finishes within the Learning Enhancement Center are carpeted floors, acoustic tiled ceilings, painted walls, and laminate cabinets with solid surface countertops.

Meeting Rooms

The meeting rooms are spaces to be utilized for group or position meetings. The rooms are equipped with a central conference table, chairs and a wall mounted monitor. Finishes within the meeting rooms are carpeted floors, acoustic tiled ceilings, and painted walls.

Pre-Engineered Metal Building (PEMB)

Ice Production

The ice production area provides for the preparation, cleaning and storage of hydration equipment. Additionally two ice machines are located for the production of ice supporting this function.

Storage

The PEMB provides for the storage of athletic equipment used for football games and track and field events. In addition, department utility vehicles and other supplies are stored in this building.

INTENTIONALLY LEFT BLANK

STRUCTURAL EXECUTIVE SUMMARY

NARRATIVE

Mafrige Field House was constructed in the mid-1980's of cast-in-place concrete. Most of the building foundations are drilled piers, which have fairly large diameters and are designed only for end bearing. The existing drawings also show some spread footings which bear at the same elevation as the drilled piers. As the building is set into the embankment of the stadium, there are perimeter basement walls from Level 1 to Level 2 and also from Level 2 to Level 3. Level 1 is entirely slab-on-grade, while Level 2 is a mix of slab-on-grade and a suspended concrete pan joist system. The Level 3 and roof are entirely framed with suspended concrete pan joists.

The renovations require demolition of areas of existing framing to permit the relocation of the elevator shaft and interior stairs, and for the installation of the new hydrotherapy pools. In addition to the infill of existing openings and new framing around the new pool, stair, and elevator elements, steel framing is being added at the roof level to enclose what was formerly the exterior balcony area. Acoustical roof deck is being used in selected areas of the new roof.

The structure is being reinforced in several areas and for various reasons; in one instance removing an existing concrete girder in one bay requires that a girder in the adjacent bay be reinforced. The area of the Level 3 where the mechanical rooms are located is being supported from below by new steel framing, while other areas of the Level 3 will receive carbon fiber reinforcing.

At the exterior new miscellaneous steel framing is being added to support the creation of new window openings and overhanging canopies. Finally, there is a new pre-engineered metal building constructed in the parking lot to the north of the football stadium.

INTENTIONALLY LEFT BLANK

MECHANICAL EXECUTIVE SUMMARY

NARRATIVE

The scope for this project includes demolition of all existing mechanical systems and installation of all mechanical work associated with the complete renovation of the existing building as well as small additions to the building. New mechanical equipment includes air handling units, boiler, pumps, new chilled water and hot water piping, VAV/FPB boxes and exhaust systems.

The following section provides a summary of the existing mechanical systems serving the existing building:

RENOVATION

The following section provides a summary of the new mechanical work associated with this project:

• Chilled Water System

Chilled water is supplied from the existing campus loop. New N+1 redundancy chilled water pumps will be located in the new 3rd floor mechanical room.

• Heating Water System

N+1 redundancy high-efficiency condensing boilers with variable flow pump serve all the new air handling units and VAV/FPB boxes. The new boilers and N+1 redundancy hot water pumps are located in the new 3rd floor mechanical room.

• Piping System

Chilled water piping is polypropylene piping, insulated with 1" phenolic closed-cell insulation and finished with aluminum jacketing. Hot water piping is Schedule 40 black steel pipe and fittings with long radius ells and screwed or welded joints, insulated with 2" fiberglass insulation. Steel piping shall meet ASTM ERW A-53 Grade B standards.

• Air Systems

All spaces are being served by new 4-pipe VAV-AHU systems with VAV or fan-powered terminal units. New air handling units sit on top of concrete pads in the new mechanical room located on the 3rd floor. Outdoor air ventilation is being designed to meet the latest adopted ASHRAE standards. Air handlers are fan-wall type with double wall construction, stainless steel drain pan, and VFD controlled. Air terminal units serving building zones are VAV/fan-powered terminal units with DDC controls and hot water heating coils at discharge. All ductwork, supports, bracing, etc. are constructed of new grade, lock forming quality, G-60 or better galvanized steel sheets. All exposed supply air ducts are 2" thick double-wall construction. All exhaust ductwork are 316L welded stainless steel. All supply and exhaust grilles located in damp locations are stainless steel construction.

• Controls

The existing controls system are being replaced to serve the new HVAC systems. The new controls system are web access capable and will be seamlessly interfaced to the existing SHSU campus-wide controls system.

INTENTIONALLY LEFT BLANK

PLUMBING EXECUTIVE SUMMARY

NARRATIVE

The plumbing scope for this project includes all plumbing work associated with the complete renovation of the existing building, as well as small additions to the building. This includes specification of new plumbing fixtures and water heaters and the design and specification of new storm (roof drain), sanitary waste, sanitary vent, domestic cold water, hot water and natural gas piping systems. Additionally, all water and drain connections are being provided for new hydrotherapy equipment.

DEMOLITION

The entire building is being completely renovated. All existing plumbing fixtures, equipment, piping and systems are being completely demolished and removed from the building.

RENOVATION

The following section provides a brief summary of the new plumbing work associated with this project:

• Plumbing Fixtures

Two new condensing, natural gas water heaters are being installed on the first level and will provide hot water for the entire building. A domestic booster pump system and water softener are being installed on the first level to serve the hot water system. Lastly, an above ground grease trap will be installed on the first level to serve the food prep areas on the third level.

A new gas meter is being installed outside the building on the second level with gas piping distributed to all gas equipment in the building. The third level is being completely renovated to include offices, large and small meeting rooms, a pantry and a large restroom.

All plumbing fixtures, equipment and piping is new. In particular, this includes fixtures such as new wall hung water closets, wall hung urinals, lavatories, shower assemblies, electric drinking fountains, two new condensing gas water heaters, water softener, grease trap and domestic water booster pump system. Low water consumption fixtures are being provided. All new water closets and urinals have sensor operated flush valves and new lavatories will have sensor operated faucets. All fixtures have floor-mounted, cast iron fixture carriers. Additionally, all new areas are ADA/TAS compliant with ADA/TAS compliant plumbing fixtures installed where required. New plumbing drain lines and water connections are being provided to serve the hydrotherapy equipment.

The new storage building has water for ice makers and hose connections. A service sink for cleaning hydration equipment and a floor sink for the icemaker. General purpose floor drains are also to be installed.

• Sanitary Waste & Vent Piping

All sanitary waste and vent piping in the building is new. The new sanitary line is being connected to the existing main 5" underground sanitary line where it leaves the building. All new vent piping is being installed in the building and through the roof. All underground sanitary waste and vent piping is schedule 40 PVC. All sanitary waste and vent piping above the first level slab is service weight, no-hub cast iron with heavy-weight, heavy-duty no-hub clamps.

RENOVATION- continued

- **Domestic Water Piping**

All new type “L” copper domestic water piping is being installed in the building. The new domestic cold-water piping is being connected to the existing 3” water main where it enters the building. New natural gas water heaters are being installed on the first level and will provide hot water for the entire building. A water softener, domestic booster pump system and circulator pump are being installed on the first level for the hot water system. Cold water and hot water isolation valves are being installed at each group of restrooms and plumbing fixtures.

- **Storm Piping**

Existing roof drains are to remain with new roof drains being added. All roof drain piping in the building is new and is being connected to the existing main 10” underground storm line where it leaves the building. The existing subsoil drainage system beneath the first level slab is being re-connected to the new storm piping system. All underground storm piping is schedule 40 PVC. All storm piping above the first level slab is service weight, no-hub cast iron with heavy-weight, heavy-duty no-hub clamps for 8” and smaller and service weight cast iron with Ty-seal joints for piping larger than 8”.

- **Natural Gas**

All new schedule 40 black steel gas piping is being installed in the building for natural gas equipment (i.e. new gas water heaters). Piping smaller than 2” is Class 150 malleable iron fittings. Piping 2” and larger is welded fittings. A new gas meter is being installed outside the building, in the same location as the existing gas meter, to provide 5-psig gas service to the building with pressure reducing valves at gas equipment to reduce pressure to 4-8 oz. for gas equipment.

FIRE PROTECTION EXECUTIVE SUMMARY

NARRATIVE

The fire sprinkler scope for this project includes all fire sprinkler work associated with providing a new fire sprinkler system for the building. This includes the design and specification of a new 6" fire service main to the building, as well as the specification of all fire sprinkler system equipment and piping necessary to fire sprinkler the entire building. A fire standpipe for the 3-story stairwell is also included.

The existing building is not fire sprinklered. The renovated building with new additions are completely fire sprinklered. The new renovated building is being served by a new 6" fire service that enters the building on the south side above the ceiling of the second level to a fire sprinkler riser located in the new mechanical room on the third level of the building. This sprinkler riser is serving the entire building. Fire standpipes are also being installed for all 3-story stairwells, with fire hose connections located on all intermediate landings.

Piping is Schedule 40 black steel. Fittings are Class 150 malleable iron for piping smaller than 2" and Victaulic grooved fittings for piping 2" and larger. Sprinkler heads are concealed type with UL listed/FM approved braided stainless-steel sprinkler head connections installed where there are ceilings and upright pendant type where there are no ceilings.

INTENTIONALLY LEFT BLANK

ELECTRICAL EXECUTIVE SUMMARY

NARRATIVE

The scope for this project includes demolition and installation of all electrical work associated with the complete renovation of the existing building, as well as small additions to the building. This includes specification of new light fixtures, lighting controls system, electrical panelboards, transformers, wiring devices, fire alarm system, data cabling system, access control system and security surveillance system.

DEMOLITION

The entire building is being completely renovated. All existing electrical and low voltage systems are being completely demolished and removed from the building. Contractor will provide temporary electrical service for construction from the existing pad mounted transformer.

RENOVATION

The following section provides a brief summary of the new electrical work associated with this project:

- **Electrical Utility Service**

Electrical service for this project is a new 480Y/277V service from the existing campus pad mounted transformer. The existing secondary side (480Y/277V side) of the existing pad mounted transformer has four 400A/3P circuit breakers. Two 400A/3P circuit breakers are for the existing field house. Another two 400A/3P circuit breakers are for the existing concessions and press box buildings. A new 800A/3P circuit breaker is installed on the secondary side of the existing pad mounted transformer to replace the two 400A/3P circuit breakers for the existing field house. Two 4" conduits are being run from the field house to this new 800A/3P circuit breaker.

- **Electrical Power Distribution System:**

The electrical power distribution consists of 480Y/277-volt, 3 phase, 4 wire lighting and power distribution panels, local dry-type transformers and 208Y/120-volt, 3 phase, 4 wire low voltage panels. All distribution boards and all 208Y/120-volt panels have surge protection devices. All panels have solid copper buses. The electrical distribution system utilizes low-temperature rise transformers and copper wiring to reduce parasitic heat loss to the building. Doors for electrical rooms swing out from space. Electrical equipment is separated from liquid utilities. New integral meter for new main electrical distribution panel is tied to existing SHSU Schneider Power Monitoring Expert Software (PME) and report monthly consumption rates on existing PME billing report. All electrical equipment is designed with adequate aisle space and clearances around equipment to accommodate maintenance from the floor and replacement of items. No water or roof drain piping is routed through or above electrical rooms per SHSU A&E Guidelines.

Power and lighting are provided for the new storage building with power coming from a new city feed at the north end of the parking lot.

- **Building Electrical Wiring**

The building electrical wiring is 600 Volt, soft drawn, annealed copper, 98% conductivity. Minimum wire size is #12, except remote control wiring may be #14. All wiring is stranded Type THHN, THW-2 or THWN-2 (wet rated for 90°C). All wires are color coded with the same color connected to the same ungrounded phase throughout the installation. All electrical wiring is installed in conduit.

RENOVATION

• Interior Lighting Systems

The interior lighting design complies with the 2015 International Energy Conservation Code, including maximum power density requirements. Interior lighting systems utilize LED lamps in the light fixtures for energy efficiency. Lighting controls consists of an automatic shutoff via occupancy sensors and photocell for daylight harvesting. Offices and education spaces needing lighting reduction controls have occupant controlled 0-10V dimming switching. Spaces that do not need lighting reduction controls have on/off switching. Egress lighting consists of emergency battery powered exit lights, appropriate lighting in the path of egress and exterior light fixtures at each exit door. All light fixtures meet DLC 5.1 version or are energy star qualified. Lighting specifications require that light fixture submittals provide the specific DLC qualified product or energy star qualified product listing for each specific fixture, showing version and approval level. Also, lighting is provided for the new storage building at doorways only.

• Exterior Lighting Systems

The exterior lighting design is in compliance with the 2015 International Energy Conservation Code, including maximum power density requirements. Exterior lighting systems utilize LED lamps in the outdoor light fixtures for energy efficiency. The lighting controls for outdoor lighting may include low voltage lighting controls and/or lighting contactors. Parking lot lighting is controlled by the building automation system.

• Fire Detection and Alarm System

Fire Detection and Alarm System design meet the requirements of all applicable NFPA 72 fire alarm code sections, the National Electric Code, and applicable local codes. The Fire Detection and Alarm System is a Voice Evacuation Fire Alarm System utilizing addressable architecture with analog intelligent devices. Fire alarm panel located in the lobby. Fire alarm panel is not located in the MDF room.

The control panel for this system is a microprocessor based, addressable intelligent fire alarm voice evacuation system enclosed in a semi-flush style cabinet. The system includes, but is not limited to, all controlling equipment, power supplies, signal initiating and signaling devices, conduit, wiring, fittings, and all other accessories required to provide a complete and operable system.

Fire alarm speaker/visual strobes, fire alarm pull stations and smoke detectors are provided per the NFPA 72 fire alarm code.

Duct smoke detectors for HVAC units larger than 2000 CFM are provided. Duct detectors are analog addressable, photoelectric type, non-polarized with 360° smoke entry, LED normal/alarm status light and separable base.

Controls relays are provided and installed to perform all specified functions. This includes relays to shutdown HVAC equipment. Relays are mounted near the items to be controlled.

TECHNOLOGY EXECUTIVE SUMMARY

NARRATIVE

Special Systems for this building include Data Cabling Systems, Access Control System and Security Surveillance System.

The Data Cabling System will include Cat6 cabling, data outlets, patch panels, and equipment racks. All TVs receive a data line pulled to their location. Digital signage TVs is OFOI. Contractor is providing power, data, wall box and mount for all TVs. Network connectivity for AV system have data lines pulled directly to the MDF. No outside switches are allowed by SHSU.

The Access Control System includes access control panel and card readers. All exterior doors for public access (including each operable leaf) have active electronic card access monitoring and scheduling for door lock/unlock. Monitoring includes all exterior openings, which includes all operable windows, balcony doors, mechanical room doors, roll up doors, roof access doors, and roof access/hatches.

The Security Surveillance System includes IP cameras. Compatible systems are provided to match SHSU campus construction standards and requirements.

INTENTIONALLY LEFT BLANK

AUDIO VISUAL EXECUTIVE SUMMARY

NARRATIVE

Audiovisual, Sound Reinforcement, Distributed Television, and AV over IP systems are supplied for the facility providing high tech solutions for these systems.

All sound reinforcement systems are digitally controlled by the QSC QSYS Digital Signal Processor (DSP). Each sub system can be independently addressed via the DSP in order to provide stand-alone systems or combined for one overall public address system. PC control of the DSP can be from the designated location or multiple locations as preferred by the end users. Any number of user selectable audio sources can be inserted into the system for playback throughout the facility.

Processing and Amplification equipment is installed in LV Equipment 202D1, with system control extended to the LV Equipment 313Dw equipment rack room.

Portable Assistive Listening Systems (ALS) are provided for use in the facility as mandated by the ADA. Each system consists of a transmitter, antenna, and four receivers. Additional receivers may be required in order to conform to ADA standards and should be purchased out of the FF&E budget if deemed necessary by the owner.

A Digital Signage System (IPTV) is included in the renovation to facilitate the distribution of video content to selected Flat Panel Displays throughout the facility for room scheduling, way finding and team orientated announcements/information. Encoders/Decoders and infrastructure connectivity to the University's IT Network is supplied in the Renovation. Desk/Laptop computers associated with this system are supplied and maintained by the University.

The Existing Sound Reinforcement System and Static Score Board currently installed on the Mafrige Field House is not being affected by this renovation.

Distributed Television DTV infrastructure is provided and is an extension of the existing Cable TV Feed to the facility. The infrastructure design includes detailed blocking within the walls at each television location designed to accommodate the weight of the televisions and mounts. The DTV system incorporates local modulated video signals as well as a local cable TV feed, segmented as shown in the drawings. A new head end is provided in LV Equipment 202D1. The distribution system is capable of forward and reverse direction transmission of modulated video and audio signals from any DTV tap in the system. A modulation and combining system accepts video and audio sources and allow local patching and monitoring of signals via a patchbay and multi-function monitor at the head end.

Video distribution to the Locker Rooms, Sports Medicine, Rehab and the Bearkat Welcome Center is via an AV-over-IP System.

INTENTIONALLY LEFT BLANK

FOOD SERVICE EXECUTIVE SUMMARY

NARRATIVE

A 200 square foot Pantry space is located on the third floor of the Field House. The space is equipped with all new equipment to accommodate outside catering vendors for various functions such as game concessions, team meetings, and dinners. The space also includes a sports nutrition function, equipped to provide nutrition smoothies and offer various dietary supplements.

Two existing ice makers are being relocated to the new pre-engineered metal storage building and provided with a water filtration system.

INTENTIONALLY LEFT BLANK

PREFACE

Existing Conditions

TAB 1

Architectural Renderings

TAB 2

Architectural Floor Plans

TAB 3

Enlarged Architectural Floor Plans

TAB 4

Major Building Systems

TAB 5

Detailed Cost Estimate

TAB 6

Project Cost

TAB 7

Cost Comparison

TAB 8

Environmental Impact



| White Construction Company Austin, Texas Mafridge Field House Renovation DD Budget Summary Version 1.0 | | | | | |
|---|---|----------------------|----------|-------------|---------|
| Mafridge Field House 7/13/2020 | | | | | |
| Spec. Section Number | Specification Title | Labor | Material | Subcontract | Total |
| | | - | - | - | - |
| 012100 | Allowances | - | - | 100,000 | 100,000 |
| 014000 | Quality Requirements | - | - | 50,000 | 50,000 |
| 015000 | Temporary Facilities | - | - | 212,183 | 212,183 |
| 017300 | Final Cleanup | - | - | 23,025 | 23,025 |
| 024010 | Site Demolition | Excluded from Budget | | - | - |
| 024100 | Demolition | - | - | 424,964 | 424,964 |
| 031000 | Concrete Forming and Accessories | Included in 033000 | | - | - |
| 031513 | Waterstops | Included in 033000 | | - | - |
| 032000 | Concrete Reinforcing | - | - | 30,029 | 30,029 |
| 033000 | Cast in Place Concrete | - | - | 367,347 | 367,347 |
| 040120 | Maintenance of Unit Masonry | - | - | 20,260 | 20,260 |
| 042200 | Concrete Unit Masonry | - | - | 102,212 | 102,212 |
| 051200 | Structural Steel Framing | - | - | 625,793 | 625,793 |
| 053113 | Steel Floor Decking | Included in 051200 | | - | - |
| 053123 | Steel Roof Decking | Included in 051200 | | - | - |
| 054000 | Cold Formed Metal Framing | Included in 092116 | | - | - |
| 055000 | Metal Fabrications | Included in 051200 | | - | - |
| 055200 | Metal Railings | Included in 051200 | | - | - |
| 057313 | Glazed Decorative Metal Railings | Included in 051200 | | - | - |
| 061000 | Rough Carpentry | - | - | 123,777 | 123,777 |
| 062000 | Finish Carpentry and Millwork | - | - | 302,634 | 302,634 |
| 072116 | Acoustical Insulation | Included in 092116 | | - | - |
| 072726 | Fluid Applied Air Barrier System | - | - | 35,824 | 35,824 |
| 074213 | Metal Wall Panels | - | - | 214,057 | 214,057 |
| 075219 | Modified Bitumen Roof System | - | - | 127,486 | 127,486 |
| 076200 | Roof Related Sheet Metal | Included in 075219 | | - | - |
| 076500 | Flexible Flashing | Included in 075219 | | - | - |
| 077200 | Roof Accessories | - | - | 4,943 | 4,943 |
| 077233 | Roof Scuttle | Included in 075219 | | - | - |
| 078400 | Firestopping | - | - | 36,002 | 36,002 |
| 079200 | Joint Sealants | - | - | 25,325 | 25,325 |
| 081113 | Hollow Metal Doors and Frames | - | - | 249,604 | 249,604 |
| 081216 | Interior Aluminum Frames | Included in 081113 | | - | - |
| 081423 | Plastic Laminate Faced Wood Doors | Included in 081113 | | - | - |
| 083113 | Access Doors and Frames | - | - | 6,078 | 6,078 |
| 083323 | Overhead Coiling Doors | - | - | 18,234 | 18,234 |
| 084113 | Aluminum Framed Entrances and Storefronts | - | - | 287,697 | 287,697 |
| 084413 | Glazed Aluminum Curtain Walls | Included in 084113 | | - | - |
| 087100 | Door Hardware | Included in 081113 | | - | - |
| 088000 | Glazing | Included in 084113 | | - | - |
| 088300 | Mirrors | Included in 102813 | | - | - |
| 089100 | Formed Steel Louvers | Included in 230000 | | - | - |
| 092116 | Gypsum Board Assemblies | - | - | 803,636 | 803,636 |
| 093019 | Porcelain Tile | - | - | 241,328 | 241,328 |
| 093700 | Metal Tiling | Included in 093019 | | - | - |
| 095100 | Acoustical Ceiling Panels | Included in 092116 | | - | - |
| 096233 | Rubber Sport Flooring | Included in 093019 | | - | - |
| 096500 | Resilient Flooring | Included in 093019 | | - | - |
| 096513 | Resilient and Metal Base | Included in 093019 | | - | - |
| 096519 | Resilient Tile Flooring | Included in 093019 | | - | - |
| 096623 | Epoxy Resin Terrazzo Flooring | - | - | 125,106 | 125,106 |
| 096700 | Epoxy Flooring | Included in 093019 | | - | - |
| 096800 | Carpeting | Included in 093019 | | - | - |
| 097716 | Laminate Wall Panels | Included in 062000 | | - | - |
| 098413 | Fixed Sound Absorptive Panels | Included in 093019 | | - | - |
| 099000 | Painting and Coatings | - | - | 169,867 | 169,867 |
| 099723 | Concrete and Masonry Coatings | Included in 099000 | | - | - |
| 100100 | Misc Specialties | - | - | 43,219 | 43,219 |
| 101116 | Markerboards | - | - | 42,279 | 42,279 |
| 101200 | Display Cases | - | - | 75,975 | 75,975 |
| 101400 | Graphics | - | - | 151,950 | 151,950 |
| 102100 | Toilet Compartments | - | - | 55,370 | 55,370 |
| 102239 | Folding Panel Partition | - | - | 35,204 | 35,204 |
| 102613 | Corner Guards | - | - | 5,136 | 5,136 |
| 102813 | Toilet Accessories | - | - | 70,248 | 70,248 |

SAM HOUSTON STATE UNIVERSITY MAFRIGE FIELD HOUSE RENOVATIONS

APPROVED COST REDUCTION CONCEPTS

1. Eliminate 01 21 00 Allowances (\$100,000)
2. Eliminate Exterior Envelope Consultants (\$25,325)
3. Eliminate Mock-Up Allowance (\$50,000)
4. Eliminate Attic Stock (\$5,000)
5. Eliminate Digitally Printed Vinyl Murals (\$75,975)
6. Reduce Lighting and Controls Allowance (\$95,000)
7. Lower the Locker Allowance (\$191,260)
8. Eliminate Motorized Window Coverings (\$10,130)
9. Targeted cost reduction on Foodservices Equipment (\$12,000)
10. Eliminate Graphics Allowance (\$151,950)
11. Lower the Toilet Compartments Allowance (\$16,130)
12. Delete the Concrete Topping at New Roof (\$27,000)
13. Remove Maintenance of Unit Masonry Spec Section 04 01 20 (\$20,260)
14. Lower the Guard Railing Allowance to \$275ft. (\$53,065)
15. Lower the plywood backing for Graphics and Branding (\$71,275)
16. Targeted savings for reduction in doors and hardware (\$30,000)
17. Removal of overhead pantry and reception desk doors (\$10,130)
18. Removal of Armstrong Acoustic Blade Ceilings (\$35,600)
19. Targeted savings to remove terrazzo flooring in corridors and stairs (\$35,000)
20. Savings from clarification on the quantity of marker boards (\$13,712)
21. Removal of prefab shower stalls (\$6,000)
22. Credit to delete motorized operable partitions (\$15,000)
23. Credit to delete the defibrillators (\$3,499)
24. Delete the North Awning (\$20,897)
25. Removal of the residential appliances (\$3,500)
26. Savings to switch to a hydraulic elevator, delete service and use aluminum sills (\$35,400)
27. Savings on routing of underground piping (\$2,000)
28. Delete BIM on Plumbing (\$20,000)
29. Remove Grease Trap and associated piping (\$17,000)
30. Remove Water Softeners and associated piping (\$16,000)
31. Delete spare VAV Motor (\$1,000)
32. Delete BIM on HVAC (\$20,000)
33. Targeted Savings on Mechanical Considering MEP impacts and ductwork (\$60,000)
34. Reduce the number of security cameras to 13 (\$15,000)
35. Change Service Feeder to Aluminum (\$2,500)
36. Delete the Emergency Radio Communication System (\$70,000)
37. Delete the Lighting Protection System (\$25,000)
38. Use wall packs for Exterior Lighting allowance (\$25,000)
39. Reduce cabling for only 13 security cameras (\$5,000)
40. Reduction in GC's over the original CCL (\$124,362)
41. Reduction of Design Development Allowance (\$402,972)
42. Reduction of Field Contingency (\$37,262)
43. Reduction of Overhead and Fee (\$83,880)



***Mafrige Field House Renovation
Design Development***

| | |
|----------------------|---|
| Project name | SHSU Fieldhouse DD |
| Document | Mafrige Field House Renov |
| Report format | Sorted by 'Spec. Section/Location' 'Detail' summary Combine items Print sort level notes |
| Alternates | Alternate 1, Alternate 2, Alternate 3A, Alternate 3B, Alternate 5, Alternate 5 Storage Building |



| Item | Description | Takeoff Qty | Total | |
|------------------------------------|---|--------------|-----------------|----------------|
| | | | Unit Cost | Amount |
| 012100 Allc | | | | |
| | Fieldhouse | | | |
| 010 | Owner Contingency | 1.00 ls | 100,000.000 /ls | 100,000 |
| | Fieldhouse | | | 100,000 |
| 012100 Allowances | | | | 100,000 |
| 014000 Quz | | | | |
| | Fieldhouse | | | |
| 070 | Mock Up Allowance | 1.00 ls | 50,000.00 /ls | 50,000 |
| | Fieldhouse | | | 50,000 |
| 014000 Quality Requirements | | | | 50,000 |
| 015000 Ten | | | | |
| | Building | | | |
| 015 | Temporary AC Allowance for Building- Temp Units | 1.00 ls | 50,000.00 /ls | 50,000 |
| | Building | | | 50,000 |
| | Laydown | | | |
| 015 | Construction fence for Construction Laydown | 800.00 lf | 6.00 /lf | 4,800 |
| 015 | Construction fence for Student Safety | 1,250.00 lf | 6.00 /lf | 7,500 |
| 020 | Security guard services [Assume Campus Police] | 1.00 ls | 0.01 /ls | 0 |
| 065 | Temporary Roadways and Laydown | 12,000.00 sf | 1.75 /sf | 21,000 |
| | Laydown | | | 33,300 |
| | Logistics | | | |
| 065 | Temp Protection for Track from Const Ops - 1 layers 3/4" cdx | 9,740.00 sf | 3.06 /sf | 29,806 |
| 065 | Removal of Temporary Track Protection | 9,740.00 sf | 1.741 /sf | 16,958 |
| 065 | Allowance for Repairs to Track | 1.00 ls | 15,000.00 /ls | 15,000 |
| 050 | Concrete Sidewalks- Replacement [Allowance] | 1,000.00 sf | 6.50 /sf | 6,500 |
| | Logistics | | | 68,264 |
| | Platforms | | | |
| 030 | Site Fill [General Fill] Behind Retaining Wall | 579.00 cy | 28.00 /cy | 16,212 |
| 050 | Silt Fence Sub / lf | 200.00 lf | 2.436 /lf | 487 |
| 055 | Silt Fence Maintenance / lf | 200.00 lf | 3.213 /lf | 643 |
| 020 | Gravel Base | 145.00 cyd | 45.00 /cyd | 6,525 |
| 040 | Interlocking Precast Concrete Retaining Wall [Equal to Keystone or Versa-Lok] | 1,300.00 sf | 25.00 /sf | 32,500 |
| 015 | Lawn Irrigation - Repairs | 4,000.00 sf | 0.413 /sf | 1,652 |
| 040 | Sodding | 4,000.00 sf | 0.65 /sf | 2,600 |

White Construction Company
2705 Bee Cave Road, Suite 250, Austin, TX 78746
www.whiteconst.com



| Item | Description | Takeoff Qty | Total | |
|------------------------------------|---|---------------|----------------|----------------|
| | | | Unit Cost | Amount |
| | Platforms | | | 60,619 |
| 015000 Temporary Facilities | | | | 212,183 |
| 017300 Final Cleanup | | | | |
| | Fieldhouse | | | |
| 020 | Final Clean | 29,200.00 sf | 0.658 /sf | 19,227 |
| 025 | Clean Glass | 2,500.00 sf | 1.52 /sf | 3,799 |
| | Fieldhouse | | | 23,025 |
| 017300 Final Cleanup | | | | 23,025 |
| 024010 Site Demolition | | | | |
| | Fieldhouse | | | |
| 010 | Site Demolition Bid (not used) | 1.00 ls | | |
| 024010 Site Demolition | | | | 0 |
| 024100 Demolition | | | | |
| | Fieldhouse | | | |
| 010 | Demolition Complete | 1.00 ls | 424,963.63 /ls | 424,964 |
| 030 | Remove Decking, Support, Waterproofing, Drains, ETC to Structural 3rd level patio | 2,747.514 sf | | |
| 035 | Demo Concrete Sidewalk | 162.167 sf | | |
| 120 | Demo Guardrail at 3rd Level patio | 198.27 lf | | |
| 020 | Temporary Dust Partition | 4,000.00 sf | | |
| 035 | Demo Building Brick Façade (leave CMU)-[18 x 19'ht] | 348.593 sf | | |
| 035 | Remove Parapet | 315.00 lf | | |
| 045 | Demo Level 3 Drywall Partition 1260'x15' | 18,894.772 sf | | |
| 045 | Demo Level 2 Drywall Partition 1122'x15' | 16,836.994 sf | | |
| 050 | Demo Doors and Frame (shown only) | 39.00 ea | | |
| 050 | Demo Doors and Frames | 3.00 ea | | |
| 055 | Demo Masonry Partition 15' | 113.247 lf | | |
| 060 | Demo Acoustic and Drywall Ceilings | 10,568.453 sf | | |
| 070 | Remove Plaster Soffit 3rd level | 159.206 sf | | |
| 070 | Remove Acoustic and Drywall Ceilings 2nd level | 12,944.13 sf | | |
| 080 | Remove Flooring [Carpet and Tile] 3rd level | 10,795.871 sf | | |
| 090 | Demo Level 2 Flooring | 13,011.317 sf | | |
| 090 | Demo Flooring at Basement | 2,959.355 sf | | |
| 100 | Sawcut Floor [1st Floor] | 323.411 lf | | |
| 100 | Sawcut Floor for new rectangular footing | 35.417 lf | | |
| 100 | Sawcut existing footing 17" | 1.00 loc | | |
| 100 | Sawcut Pan Slab | 263.00 lf | | |
| 105 | Saw Cut Opening in Level 2 for New Door to Scoreboard Platform | 1.00 ea | | |
| 115 | Demo and Replace Concrete Floor Slab Including Equipment | 555.097 sf | | |
| 115 | Demo Concrete Floor Slab Including Equipment | 39.655 sf | | |

White Construction Company
 2705 Bee Cave Road, Suite 250, Austin, TX 78746
www.whiteconst.com



| Item | Description | Takeoff Qty | Unit Cost | Total | |
|-------------------|---|-------------|-----------|--------|----------------|
| | | | | Amount | |
| Fieldhouse | | | | | |
| 115 | Demo Concrete Floor Slab Including Equipment level 2 | 1,053.00 | sf | | |
| 115 | Remove Structural Concrete Pan Slab Level 2 for new stair, elevator, and Hydrotherapy Pools | 521.00 | sf | | |
| 115 | Remove Structural Concrete Pan Slab Level 3 for elevator and mech openings | 261.00 | sf | | |
| 120 | Chip Down Top of Existing Footing for Elevator Pit, Pin with Epoxy Dowels | 14.652 | sf | | |
| 125 | Remove Level 2 Door and Frame (shown only) | 19.00 | ea | | |
| 125 | Remove Roll Up Door and Frame | 1.00 | ea | | |
| 135 | Demo Storefront Roof @ Level 3 Patio | 260.674 | sf | | |
| 135 | Demo 8' high Storefront Windows Level 3 [129'x8'] | 1,035.532 | sf | | |
| 135 | Demo Storefront at Level 3 patio [60' x 8'] | 480.432 | sf | | |
| 135 | Remove Glass Opening for Door Openings | 1.00 | ea | | |
| 140 | Remove Miscellaneous Equipment - all levels (inc. cabinets) | 1.00 | ls | | |
| 145 | Remove storage shelving level 1 wood (12' high) | 33.00 | lf | | |
| 180 | Demo Exterior Louver | 2.00 | ea | | |
| 180 | Demo Elevator | 1.00 | ea | | |
| 180 | Remove Stair 3rd Level | 1.00 | ea | | |
| 180 | Remove MEP items level 1 (make safe by others) | 1.00 | ls | | |
| 180 | Remove Fence at Boilers | 23.00 | lf | | |
| 180 | Remove MEP items level 2 (make safe by others) | 1.00 | ls | | |
| 180 | Remove MEP items level 3 (make safe by others) | 1.00 | ls | | |
| 180 | Remove and discard existing 4" CHW/HW | 76.00 | lf | | |
| 180 | Shoring at Beam at Stair | 4.00 | loc | | |
| 185 | Demo Exterior Partition to 11' | 145.00 | lf | | |
| 185 | Demo Exterior Partition to 19' | 170.00 | lf | | |
| Fieldhouse | | | | | 424,964 |

024100 Demolition 424,964

031000 Cor

| | | | | | |
|-------------------|---|------|----|--|--|
| Fieldhouse | | | | | |
| 015 | Concrete Forming and Accessories (included in 033000) | 1.00 | ls | | |

031000 Concrete Forming and Accessories 0

031513 Wai

| | | | | | |
|-------------------|--|--------|----|--|--|
| Fieldhouse | | | | | |
| 395 | Waterstops at Curbs (included in 033000) | 338.00 | lf | | |

031513 Waterstops 0

032000 Cor

White Construction Company
 2705 Bee Cave Road, Suite 250, Austin, TX 78746
www.whiteconst.com



| Item | Description | Takeoff Qty | Total | | |
|------------------------------------|---|-------------|-----------|---------------|---------------|
| | | | Unit Cost | Amount | |
| Fieldhouse | | | | | |
| 015 | Carbon Fiber Reinforcing Complete | 1.00 | ls | 30,029.37 /ls | 30,029 |
| 335 | 40 Kips of Carbon Fiber Shear Reinforcing to Beam | 12.108 | lf | | |
| 335 | 20 Kips of Carbon Fiber Shear Reinforcing to Beam | 9.123 | lf | | |
| 335 | 10 Kips of Carbon Fiber Shear Reinforcing to Beam | 6.00 | lf | | |
| 335 | 45 Kips of Carbon Fiber Shear Reinforcing to Beam | 10.109 | lf | | |
| 335 | 10 Kip Carbon Fiber Reinforcing | 128.481 | lf | | |
| Fieldhouse | | | | | |
| | | | | | 30,029 |
| <hr/> | | | | | |
| 032000 Concrete Reinforcing | | | | | 30,029 |

033000 Cas

| | | | | | |
|-------------------|--|-----------|----|----------------|---------|
| Fieldhouse | | | | | |
| 025 | Layout | 4.00 | wk | | |
| 040 | Backhoe | 1.00 | mo | | |
| 050 | Rough Terrain Forklift | 5.00 | mo | | |
| 060 | Air Compressor | 1.00 | mo | | |
| 065 | Plate Compactor | 1.00 | mo | | |
| 095 | Miscellaneous Equipment | 1.00 | mo | | |
| 100 | Miscellaneous Equipment, Fuel, Oil & Grease | 1.00 | mo | | |
| 105 | Miscellaneous Equipment Maintenance and Flats | 1.00 | mo | | |
| 130 | Crane Flagman | 4.00 | wk | | |
| 155 | Cherry Picker / Misc Hoisting | 1.00 | ls | | |
| 015 | CIP Concrete Budget | 1.00 | ls | 367,347.23 /ls | 367,347 |
| 020 | SOG Replacement 1st level | 555.00 | sf | | |
| 065 | Rect. Spread Footing - 4'-6"x4'-6"x1'-4" | 1.00 | ea | | |
| 065 | Rect. Spread Footing 4'-6"x4'-6"x1'-4" | 2.00 | ea | | |
| 080 | Continuous Footings - 36"x16" at CMU walls | 108.247 | lf | | |
| 120 | Pit Walls - 12"x5' Height | 166.537 | sf | | |
| 125 | Pit Slabs - 16" at Elevator | 94.573 | sf | | |
| 175 | Infill Concrete Wall at Entry | 129.00 | sf | | |
| 260 | 5" Slab On Grade replacement at 2nd level elevator pit, epoxy dowel to existing | 48.562 | sf | | |
| 260 | 5" Slab On Grade - replacement at 2nd level new footings | 40.555 | sf | | |
| 290 | 7 1/4" Thick Structural Slab at pool mezzanine w/#5 at 14" top and bottom each way | 191.608 | sf | | |
| 290 | 10" Structural Slab at pool mezzanine w/#6 at 11" top and bottom longitudinal and #4 at 12" transverse | 249.284 | sf | | |
| 295 | 18"x36" Concrete Beam | 6.21 | lf | | |
| 310 | 6"x16" Turndown at Observation Deck - lf | 376.00 | lf | | |
| 320 | 3 1/4" LWT Slab On 1.5VL 22 GA Metal Deck w/6x6 W2.9xW2.9 WWF | 3,726.665 | sf | | |
| 320 | 3 1/4" LWT Slab On 1.5VL 22 Ga Metal Deck w/6x6 W2.9xW2.9 WWF | 664.948 | sf | | |
| 375 | Topping Slab On Concrete at Mechanical & Laundry Equipment- sf | 254.00 | sf | | |
| 380 | Equipment Pads - Houskeeping pad at washer and dryer | 106.25 | sf | | |

White Construction Company
 2705 Bee Cave Road, Suite 250, Austin, TX 78746
www.whiteconst.com



| Item | Description | Takeoff Qty | Total | |
|---|---|-------------|-----------|----------------|
| | | | Unit Cost | Amount |
| Fieldhouse | | | | |
| 390 | 3" LWT Conc Slab w/#3 ea 6" o.c each way on High Density Foam Board 16" | 3,148.263 | sf | |
| 395 | Safety Railing | 200.00 | lf | |
| 395 | Safety Stair Tower | 1.00 | ea | |
| 395 | Opening Covers | 500.00 | sf | |
| 395 | Epoxy Dowels new slab to existing | 1,146.00 | ea | |
| 395 | 4"x8" Curb dowel to slab | 379.00 | lf | |
| 395 | 6"x8" Curb dowel to slab | 73.00 | sf | |
| 395 | Pan Fill Stair Flights | 2.00 | fit | |
| 395 | Gravel Backfill at Pit Walls | 7.00 | cy | |
| 395 | Gravel Backfill at existing elevator pit | 14.00 | cy | |
| 395 | Plumbing Trench infill at slab | 1,064.00 | sf | |
| 395 | Epoxy dowels at plumbing trench slab | 532.00 | ea | |
| 010 | Traffic Coating on Balcony 3rd Level (included in 033000) | 225.00 | sf | |
| Fieldhouse | | | | 367,347 |
| 033000 Cast in Place Concrete | | | | 367,347 |
| <hr/> | | | | |
| 040120 Mai | | | | |
| Fieldhouse | | | | |
| 010 | Masonry Restoration Allowance | 1.00 | ls | 20,260.00 /ls |
| Fieldhouse | | | | 20,260 |
| 040120 Maintenance of Unit Masonry | | | | 20,260 |
| <hr/> | | | | |
| 042200 Cor | | | | |
| Fieldhouse | | | | |
| 010 | CMU Block Budget | 1.00 | ls | 102,211.70 /ls |
| 025 | M8 78" 8" Thick CMU Wall | 94.294 | sf | |
| 025 | M8-1 hr 180" 8" Thick CMU Wall | 946.935 | sf | |
| 025 | M8 172" 8" Thick CMU Wall | 863.443 | sf | |
| 025 | M8-1hr 172" 8" Thick CMU Wall | 426.078 | sf | |
| 025 | M8 180" 8" Thick CMU Wall | 2,244.483 | sf | |
| 030 | 12" Thick CMU Wall Louver Infill 4' | 71.903 | sf | |
| 085 | Tooth in Door opening | 24.00 | sf | |
| 085 | Install Salvaged Brick Infill East elevation | 128.00 | sf | |
| Fieldhouse | | | | 102,212 |
| 042200 Concrete Unit Masonry | | | | 102,212 |
| <hr/> | | | | |
| 051200 Stru | | | | |

White Construction Company
 2705 Bee Cave Road, Suite 250, Austin, TX 78746
www.whiteconst.com



| Item | Description | Takeoff Qty | Total | | |
|-------------------|--|-------------|-----------|------------|----------------|
| | | | Unit Cost | Amount | |
| Fieldhouse | | | | | |
| 010 | Structural Steel Material and Erection | 1.00 | ls | 625,792.91 | 625,793 |
| 035 | W12x35 WF Columns 17' | 0.298 | tn | | |
| 040 | C8x11.5 Channel Columns 4'-6" | 0.93 | tn | | |
| 040 | C5x6.7 Channel Columns at field side parapet 10' | 0.945 | tn | | |
| 040 | Angle Columns 4x4x1/4 | 0.63 | tn | | |
| 040 | C5x9 Channel Columns | 0.581 | tn | | |
| 045 | HSS10x5x5/16 Pipe Tube Columns at front canopy 10' | 0.40 | tn | | |
| 045 | HSS 6x6x1/2 Pipe Tube Columns 15' | 0.30 | tn | | |
| 045 | HSS 6x6x3/8" Pipe Tube Columns 17' | 1.40 | tn | | |
| 045 | 6x6x3/8" Pipe Tube Columns 15' | 0.20 | tn | | |
| 045 | HSS 6x6x1/4" Pipe Tube Columns 46'-9" at Elevator | 0.90 | tn | | |
| 045 | Pipe Tube Columns HSS 5x5x3/8 | 0.20 | tn | | |
| 045 | HSS 6x6x1/4 Pipe Tube Columns 15' | 0.30 | tn | | |
| 045 | HSS 8x8x3/8" Pipe Tube Columns 17' | 0.70 | tn | | |
| 045 | HSS 6x4x1/4 Pipe Tube Columns at elevator 46'-9" | 1.10 | tn | | |
| 055 | W14x22 WF Beams | 1.106 | tn | | |
| 055 | WF Beams W12x19 | 1.186 | tn | | |
| 055 | W12x19 WF Beams | 5.39 | tn | | |
| 055 | W14x34 WF Beams floor bracing 3rd level | 0.712 | tn | | |
| 055 | W14x48 WF Beams floor bracing 3rd level | 1.014 | tn | | |
| 055 | W12x19 WF Beams floor joist level 3 | 0.924 | tn | | |
| 055 | W16x26 WF Beams | 1.376 | tn | | |
| 055 | W14x22 WF Beams floor joist 3rd level | 1.032 | tn | | |
| 060 | HSS 12x8x1/4 Tube Steel Beams | 2.00 | tn | | |
| 060 | HSS 5x2x5/16" Tube Steel Beams at parapet top | 2.20 | tn | | |
| 060 | 5x5x3/8" Tube Steel Beams aluminum canopy support | 1.25 | tn | | |
| 065 | C8x11.5 Channel Framing (tons) | 0.60 | tn | | |
| 065 | Channel Framing C8x10 | 0.90 | tn | | |
| 075 | 4x3x5/16 Angle Framing at Floor Edge | 2.05 | tn | | |
| Fieldhouse | | | | | 625,793 |

051200 Structural Steel Framing **625,793**

053113 Steel

| | | | | |
|-------------------|---|-------|----|--|
| Fieldhouse | | | | |
| 010 | Floor Deck 1.5" at Infill 2nd, 3rd, and roof (included in 051200) | 43.92 | sq | |

053113 Steel Floor Decking **0**

053123 Steel

| | | | | |
|-------------------|--|-------|----|--|
| Fieldhouse | | | | |
| 035 | Roof Deck 1.5" wide Galvanized Rib Type B 20 Gauge sq (included in 051200) | 2.872 | sq | |



| Item | Description | Takeoff Qty | Total | |
|---|---|-------------|-----------|--------|
| | | | Unit Cost | Amount |
| 053123 Steel Roof Decking | | | | |
| 0 | | | | |
| 054000 Cold Formed Metal Framing | | | | |
| Fieldhouse | | | | |
| 015 | Cold Formed Metal Framing (included in 092116) | 1.00 | ls | |
| 054000 Cold Formed Metal Framing | | | | |
| 0 | | | | |
| 055000 Metal Fabrications | | | | |
| Fieldhouse | | | | |
| 010 | Miscellaneous Metals Allowance (included in 051200) | 1.00 | ls | |
| 045 | Elevator Pit Ladders (included in 051200) | 1.00 | ea | |
| 050 | Parapet Ladder (included in 051200) | 2.00 | ea | |
| 050 | Ships Ladders To Roof (included in 051200) | 1.00 | ea | |
| 105 | Channel Door Frames 1st level overhead door (included in 051200) | 1.00 | ea | |
| 120 | Elevator Hoist Beam (included in W12x19 above) | 9.00 | lf | |
| 130 | Sill Angles (included in 051200) | 10.708 | lf | |
| 135 | Angle Wall Bracing for toilet partition head (included in 051200) | 141.00 | lf | |
| 140 | Angle Counter Support (included in 051200) | 243.00 | lf | |
| 150 | Hoist Beam Brace Plates (included in 051200) | 3.00 | ea | |
| 160 | Louver support Angles on Frame (included in 051200) | 60.00 | lf | |
| 165 | Beam For Folding Partition (included in 051200) | 14.00 | lf | |
| 190 | 12"x10"x3/8" plate with 2 ea. 3/4 anchors detail 1/S5.10 (included in 051200) | 54.00 | ea | |
| 190 | Sump pit grate and frame at elevator (included in 051200) | 1.00 | ea | |
| 010 | Stair Flights (included in 051200) | 2.00 | ea | |
| 055000 Metal Fabrications | | | | |
| 0 | | | | |
| 055200 Metal Railings | | | | |
| Fieldhouse | | | | |
| 020 | Handrails lower rail at stairs 1st level to landing (included in 051200) | 13.493 | lf | |
| 035 | Wall Rails at Stairs (included in 051200) | 68.00 | lf | |
| 055200 Metal Railings | | | | |
| 0 | | | | |
| 057313 Glass Railings | | | | |
| Fieldhouse | | | | |
| 015 | Ornamental Glass Rail at Balcony (included in 051200) | 53.00 | lf | |
| 015 | Ornamental Glass Rail at Stairs (included in 051200) | 55.00 | lf | |

White Construction Company
 2705 Bee Cave Road, Suite 250, Austin, TX 78746
www.whiteconst.com



| Item | Description | Takeoff Qty | Total | |
|--|---|--------------|----------------|----------------|
| | | | Unit Cost | Amount |
| 057313 Glazed Decorative Metal Railings | | | | 0 |
| 061000 Ro | | | | |
| Fieldhouse | | | | |
| 015 | Manlift | 2.00 mo | 3,039.00 /mo | 6,078 |
| 025 | In Wall Blocking at millwork | 855.75 lf | 3.495 /lf | 2,991 |
| 025 | In Wall Blocking at accessories | 1,575.00 lf | 3.495 /lf | 5,504 |
| 025 | In Wall Blocking at Lockers | 1,950.00 lf | 3.495 /lf | 6,815 |
| 040 | 2x6 Roof Blocking | 444.50 lf | 4.66 /lf | 2,071 |
| 065 | 5/8" Plywood @ Parapet | 762.00 sf | 4.913 /sf | 3,744 |
| 075 | 1/2" Plywood @ Walls [Fire Treated] | 17,600.00 sf | 4.913 /sf | 86,470 |
| 130 | Wood Raised Platform at 301 Welcome Center 7" height | 133.00 sf | 75.975 /sf | 10,105 |
| Fieldhouse | | | | 123,777 |
| 061000 Rough Carpentry | | | | 123,777 |
| 062000 Fini | | | | |
| Fieldhouse | | | | |
| 010 | Millwork Labor/Material Complete | 1.00 ls | 302,633.75 /ls | 302,634 |
| 115 | Shelf with Garment Hooks elevation 4/A3.10 at level 1 locker room | 51.656 lf | | |
| 025 | Vanity Top - Plastic Laminated 201A and 205A detail 7/A3.20 | 12.028 lf | | |
| 025 | Base Cabinet - Plastic Laminated 208D detail 9 and 11 A3.23 | 31.147 lf | | |
| 025 | Vanity Base Cabinet - Plastic Laminated 201A and 205A grooming station detail 7/A3.20 | 11.147 lf | | |
| 025 | Base Cabinet - Plastic Laminated 208 detail 3/A3.24 | 9.201 lf | | |
| 025 | Base Cabinet - Plastic Laminated 305 detail 16/A3.30 | 5.867 lf | | |
| 025 | Base Cabinet - Plastic Laminated 208 detail 5/A3.24 | 10.134 lf | | |
| 025 | Base Cabinet - Plastic Laminated 310C details 7 and 8/A3.37 | 18.70 lf | | |
| 025 | Base Cabinet - Plastic Laminated 208C detail 6/A3.23 | 4.587 lf | | |
| 025 | Base Cabinet - Plastic Laminated 309E detail 6/A3.34 | 18.987 lf | | |
| 025 | Base Cabinet - Plastic Laminated 206A detail 2/A3.26 | 12.80 lf | | |
| 025 | Base Cabinet - Plastic Laminated 304 Reception | 9.282 lf | | |
| 025 | Base Cabinet - Plastic Laminated 201D and 205D Nutrition detail 8/A3.20 | 11.894 lf | | |
| 025 | Countertop - Plastic Laminated 309P and 309M detail 20/A3.35 similar | 37.341 lf | | |
| 025 | Base Cabinet - Plastic Laminated 311J Workroom | 10.907 lf | | |
| 025 | Vanity Base Cabinet - Plastic Laminated 206D Grooming detail 7/A3.25 | 11.12 lf | | |



| Item | Description | Takeoff Qty | Total | |
|-------------------|---|-------------|-----------|----------------|
| | | | Unit Cost | Amount |
| Fieldhouse | | | | |
| 025 | Vanity Base Cabinet - Plastic Laminated 206H detail 7/A3.25 | 21.041 | lf | |
| 025 | Countertop Plastic Laminated detail A3.39 room 312 LEC | 45.577 | lf | |
| 035 | Island Base Cabinet Plastic Laminated 206B detail 1/A3.28 | 21.173 | lf | |
| 045 | Wall Cabinet - Plastic Laminated 208C detail 6/A3.23 | 4.667 | lf | |
| 045 | Wall Cabinet - Plastic Laminated 310C details 7 and 8/A3.37 | 15.282 | lf | |
| 045 | Wall Cabinet - Plastic Laminated 311J Workroom | 10.907 | lf | |
| 045 | Wall Cabinet - Plastic Laminated 208 detail 3/A3.24 | 9.253 | lf | |
| 045 | Wall Cabinet - Plastic Laminated 309E detail 6/A3.34 | 18.107 | lf | |
| 045 | Wall Cabinet - Plastic Laminated 201D and 205D Nutrition detail 8/A3.20 | 12.054 | lf | |
| 045 | Wall Cabinet - Plastic Laminated 208D details 9 and 11/A3.23 | 28.027 | lf | |
| 045 | Wall Cabinet - Plastic Laminated 305 detail 16/A3.30 | 2.96 | lf | |
| 045 | Wall Cabinet - Plastic Laminated 208 detail 5/A3.24 | 10.055 | lf | |
| 055 | Display/Trophy Case corridors 200C1 and 300C1 details 1/A3.20 and 5/A3.31 | 36.00 | lf | |
| 095 | Countertop 208 detail 4/A3.24 at top of pony wall | 22.80 | lf | |
| 095 | Pass Through Window Sill Reception 304 | 4.213 | lf | |
| 115 | Plastic Laminate Wall Panels | 2,822.00 | sf | |
| | | | | 302,634 |

062000 Finish Carpentry and Millwork **302,634**

072116 Acc

| | | | | |
|-------------------|--|----------|----|--|
| Fieldhouse | | | | |
| 010 | Acoustic Insulation (included in 092116) | 1.00 | ls | |
| 015 | 6" Fiberglass Batt Insulation above ACT (included in 092116) | 7,538.00 | sf | |

072116 Acoustical Insulation **0**

072726 Flui

| | | | | |
|-------------------|---------------------------|----------|----|---------------|
| Fieldhouse | | | | |
| 020 | Fluid Applied Air Barrier | 4,505.00 | sf | 7.952 /sf |
| | | | | 35,824 |

072726 Fluid Applied Air Barrier System **35,824**

White Construction Company
 2705 Bee Cave Road, Suite 250, Austin, TX 78746
www.whiteconst.com



| Item | Description | Takeoff Qty | Unit Cost | Total | |
|--|--|-------------|-----------|------------|----------------|
| | | | | Unit Cost | Amount |
| 074213 Met | | | | | |
| Fieldhouse | | | | | |
| 010 | Composite Panel Complete | 1.00 | ls | 214,057.03 | /ls 214,057 |
| 015 | Aluminum Composite Panels[2 colors] | 3,892.00 | sf | | |
| 015 | Logos - Excluded from Budget | 4.00 | ea | | |
| Fieldhouse | | | | | 214,057 |
| Fieldhouse Alternate 2 | | | | | |
| 015 | Aluminum Composite Panels 3rd level patio shroud | 614.00 | sf | 55.715 | /sf 34,209 |
| Fieldhouse Alternate 2 | | | | | 34,209 |
| 074213 Metal Wall Panels | | | | | 248,266 |
| 075219 Moc | | | | | |
| Fieldhouse | | | | | |
| 010 | Roofing | 1.00 | ls | 112,291.05 | /ls 112,291 |
| 040 | 075100 040 Modified Bitumen Roofing [Cool Roof] | 4,040.298 | sf | | |
| 040 | Protection of Existing Roof | 1.00 | ls | 15,195.00 | /ls 15,195 |
| Fieldhouse | | | | | 127,486 |
| 075219 Modified Bitumen Roof System | | | | | 127,486 |
| 076200 Roc | | | | | |
| Fieldhouse | | | | | |
| 080 | 075100 080 Cap [Parapet] Flashing (included in 075219) | 254.142 | lf | | |
| 100 | 075100 100 Scuppers (included in 075219) | 4.00 | ea | | |
| 110 | 075100 110 Pipe Flashing (included in 075219) | 10.00 | ea | | |
| 076200 Roof Related Sheet Metal | | | | | 0 |
| 076500 Fle | | | | | |
| Fieldhouse | | | | | |
| 090 | Flexible Flashing | 1.00 | ls | | |
| 076500 Flexible Flashing | | | | | 0 |
| 077200 Roc | | | | | |



| Item | Description | Takeoff Qty | Total | | |
|--------------------------------|---|-------------|-----------|----------------|----------------|
| | | | Unit Cost | Amount | |
| Fieldhouse | | | | | |
| 120 | Rooftop Ladder Lower Roof to Higher Roof (2 each) | 1.00 | ls | 4,943.440 /ls | 4,943 |
| | Fieldhouse | | | | <u>4,943</u> |
| 077200 Roof Accessories | | | | | |
| | | | | | 4,943 |
| 077233 Roc | | | | | |
| Fieldhouse | | | | | |
| 070 | Roof Hatch [included in 075219] | 1.00 | ea | | |
| 077233 Roof Scuttle | | | | | |
| | | | | | 0 |
| 078400 Fire | | | | | |
| Fieldhouse | | | | | |
| 025 | Fire Safing @ Top of Partition [top of wall 3,742' x 2 sides] | 7,482.00 | lf | 4.812 /lf | 36,002 |
| | Fieldhouse | | | | <u>36,002</u> |
| 078400 Firestopping | | | | | |
| | | | | | 36,002 |
| 079200 Joi | | | | | |
| Fieldhouse | | | | | |
| 010 | Sealing/Caulking Bid | 1.00 | ls | 25,325.00 /ls | 25,325 |
| | Fieldhouse | | | | <u>25,325</u> |
| 079200 Joint Sealants | | | | | |
| | | | | | 25,325 |
| 081113 Hol | | | | | |
| Fieldhouse | | | | | |
| 010 | Hollow Metal Doors, Frames, Alum Frames, Wood Doors, Hardware | 1.00 | ls | 249,604.21 /ls | 249,604 |
| 015 | Door Installer [Leaves] | 11.00 | lvs | | |
| 020 | 080060 020 Hollow Metal Doors [Leaves] | 17.00 | lvs | | |
| 025 | 080060 025 Single Hollow Metal Door Frame / each | 9.00 | ea | | |
| 035 | 080060 030 Paired Hollow Metal Door Frame / each | 4.00 | ea | | |
| | Fieldhouse | | | | <u>249,604</u> |

White Construction Company
 2705 Bee Cave Road, Suite 250, Austin, TX 78746
www.whiteconst.com



| Item | Description | Takeoff Qty | Total | |
|---|---|-------------|-----------|----------------|
| | | | Unit Cost | Amount |
| 081113 Hollow Metal Doors and Frames | | | | 249,604 |
| 081216 Inte | | | | |
| Fieldhouse | | | | |
| 060 | 080060 060 Single Aluminum Frame (included in 081113) | 84.00 | ea | |
| 081216 Interior Aluminum Frames | | | | 0 |
| 081423 Pla: | | | | |
| Fieldhouse | | | | |
| 080 | 080060 080 Solid Core Wood Door [3080 Plam] (included in 081113) | 52.00 | lvs | |
| 080 | 080060 080 Solid Core Wood Door 3080 Plam (included in 081113) | 25.00 | lvs | |
| 081423 Plastic Laminate Faced Wood Doors | | | | 0 |
| 083113 Acc | | | | |
| Fieldhouse | | | | |
| 010 | Access Doors and Frames | 1.00 | ls | 6,078 |
| Fieldhouse | | | | 6,078 |
| 083113 Access Doors and Frames | | | | 6,078 |
| 083323 Ove | | | | |
| Fieldhouse | | | | |
| 015 | 083300 015 12'x9'-4" Electric Operated Coiling Roll Up Steel Door | 1.00 | ea | 8,104 |
| 020 | Counter Shutter [3'x4'] @ reception desk | 1.00 | ea | 5,065 |
| 020 | Counter Shutter [42"x7'] @ Pantry | 1.00 | ea | 5,065 |
| Fieldhouse | | | | 18,234 |
| 083323 Overhead Coiling Doors | | | | 18,234 |
| 084113 Alu. | | | | |
| Fieldhouse | | | | |
| 055 | 080060 055 Aluminum Door / each [Size and Description] | 4.00 | lvs | |
| 055 | 080060 055 Aluminum Door / each 3080 | 1.00 | lvs | |
| 010 | Storefront, Curtain Wall, Glazing, Mirrors | 1.00 | ls | 237,023 |



| Item | Description | Takeoff Qty | Total | |
|--------------------------|---|-------------|-----------|----------------|
| | | | Unit Cost | Amount |
| Fieldhouse | | | | |
| 025 | 084113 025 Aluminum Storefront Interior Window Anodized Finish | 15.311 | sf | |
| 025 | 084113 025 Aluminum Storefront Interior Windows Anodized Finish | 38.558 | sf | |
| 025 | 084113 025 Aluminum Storefront Interior Window Anodized Finish | 15.415 | sf | |
| 030 | 084113 030 Aluminum Storefront | 3,071.493 | sf | |
| 035 | 084113 035 Aluminum Entrance Doors | 6.00 | ea | |
| 050 | 084113 050 Alum. Entrance Doors | 4.00 | ea | |
| 075 | Exterior Envelope Consultant Allowance | 1.00 | ls | 25,325 |
| 075 | Backlit Mirrors at Football and Track Toilets (7 each) | 143.00 | sf | 25,350 |
| | Fieldhouse | | | 287,698 |
| Fieldhouse Alt 3A | | | | |
| 010 | New Glass in Existing Windows Alt. 3A | 1,022.00 | sf | 31,059 |
| | Fieldhouse Alt 3A | | | 31,059 |
| Fieldhouse Alt 3B | | | | |
| 010 | New Windows Alt. 3B | 1,022.00 | sf | 77,130 |
| | Fieldhouse Alt 3B | | | 77,130 |
| | 084113 Aluminum Framed Entrances and Storefronts | | | 395,886 |

084413 Gla.

| | | | | |
|-------------------|---|------|----|----------|
| Fieldhouse | | | | |
| 010 | Curtain Wall (included in 084113) | 1.00 | ls | |
| | 084413 Glazed Aluminum Curtain Walls | | | 0 |

087100 Doc

| | | | | |
|-------------------|------------------------------------|-------|-----|----------|
| Fieldhouse | | | | |
| 105 | Hardware Sets (included in 081113) | 94.00 | lvs | |
| | 087100 Door Hardware | | | 0 |

088000 Gla.

| | | | | |
|-------------------|--|-------|----|--|
| Fieldhouse | | | | |
| 010 | Glazing (included in 084113) | 1.00 | ls | |
| 060 | Glazed Smoke Baffle (included in 084113) | 54.00 | lf | |

White Construction Company
 2705 Bee Cave Road, Suite 250, Austin, TX 78746
www.whiteconst.com



| Item | Description | Takeoff Qty | Total | |
|------------------------------------|--|-------------|-----------|------------------------|
| | | | Unit Cost | Amount |
| 088000 Glazing | | | | |
| 088300 Mirr | | | | |
| Fieldhouse | | | | |
| 055 | Mirrors (included in 084113) | 1.00 | ls | |
| 088300 Mirrors | | | | |
| 089100 For. | | | | |
| Fieldhouse | | | | |
| 010 | Formed Steel Louvers (included in 230000) | 1.00 | ls | |
| 015 | Aluminum Exterior Louvers (included in 230000) | 1.00 | ea | |
| 089100 Formed Steel Louvers | | | | |
| 092116 Gyr | | | | |
| Fieldhouse | | | | |
| 010 | Metal Studs, Drywall, Acoustical Ceilings, Tectum Ceilings | 1.00 | ls | 803,636.20 /ls 803,636 |
| 015 | Cement Backer Board | 4,764.00 | sf | |
| 020 | Gypsum Wallboard Ceilings inc Framing | 3,493.952 | sf | |
| 025 | Column Furring 176" Partition A on Hat Channels [Description and Height] | 48.344 | lf | |
| 035 | S3A 149 3/8 Partition | 293.815 | lf | |
| 035 | S3A 176" Partition | 424.586 | lf | |
| 035 | S3A 132 1/2" Partition | 22.80 | lf | |
| 035 | S3 176" Partition | 249.101 | lf | |
| 035 | S3A 152" Partition | 313.075 | lf | |
| 035 | S3A 176 Partition | 209.977 | lf | |
| 040 | S6A 176" Partition | 79.28 | lf | |
| 040 | S6A 152' Partition | 40.347 | lf | |
| 040 | S6 205" Partition | 135.914 | lf | |
| 040 | S6A 205" Partition | 180.732 | lf | |
| 045 | S3 176" Partition | 30.321 | lf | |
| 045 | S3 46 1/2" Partition | 46.109 | lf | |
| 045 | S3 126" Partition | 23.894 | lf | |
| 045 | S3 46 1/2" Partition | 45.179 | lf | |
| 045 | S3 152" Partition | 99.37 | lf | |
| 045 | S3 141 3/8" Partition | 12.853 | lf | |
| 045 | S3 126" Partition | 224.531 | lf | |
| 050 | F3 176" Partition | 3.495 | lf | |
| 050 | F3A 176" Partition | 89.714 | lf | |
| 050 | F3 176" Partition | 156.603 | lf | |
| 050 | F3A 152" Partition | 10.16 | lf | |
| 055 | F3 152" Partition | 35.383 | lf | |
| 055 | F3 126" Partition | 442.141 | lf | |
| 060 | F2 176" Partition | 225.021 | lf | |
| 065 | H4A1 152" Partition | 40.614 | lf | |
| 065 | H4A1 149 3/8" Partition | 25.735 | lf | |
| 065 | H4A1 176" Partition | 34.322 | lf | |

White Construction Company
 2705 Bee Cave Road, Suite 250, Austin, TX 78746
www.whiteconst.com



| Item | Description | Takeoff Qty | Total | |
|-------------------------------|---|-------------|-----------|----------------|
| | | | Unit Cost | Amount |
| Fieldhouse | | | | |
| 070 | H6 1 152" Partition | 32.994 | lf | |
| 070 | H6A1 176" Partition Type 8 Rated Shaft Wall | 24.988 | lf | |
| 090 | Welcome Center Inner Furrdowns | 77.307 | sf | |
| 090 | Furrdowns [Room Perimeter and over lockers] | 915.838 | sf | |
| 090 | Welcome Center Outer Ring Furrdown | 206.747 | sf | |
| 090 | Furrdowns [at edge of stair] | 57.182 | sf | |
| 095 | Ceiling Furrdown at Folding Partition lf | 13.44 | lf | |
| 100 | GFRG Column Furr Out / each | 2.00 | ea | |
| 105 | F6 205" Drywall Partition | 132.253 | lf | |
| 105 | F6 126" Drywall Partition | 7.52 | lf | |
| 115 | Light Gage Exterior Wall Framing (177'@ 14'-10" and 132'@ 19'-3") | 5,166.00 | sf | |
| 145 | Specialty Ceiling @ locker rooms- Tectum Ceiling 129 each 2'x8'x1" panels | 1.00 | ls | |
| 160 | Feature Wall Panels 301 Welcome Center wall B | 226.744 | sf | |
| 195 | Tape and Float [Coordinate with Painting] | 71,190.00 | sf | |
| 195 | Tape and Float Level 5 | 17,600.00 | sf | |
| Fieldhouse | | | | 803,636 |
| Fieldhouse Alternate 2 | | | | |
| 085 | Exterior Wall Framing at 3rd Level "Bump Out" | 1.00 | ls | 9,588.050 /ls |
| Fieldhouse Alternate 2 | | | | 9,588 |

092116 Gypsum Board Assemblies 813,224

093019 Por

| | | | | |
|-------------------|--|-----------|----|----------------|
| Fieldhouse | | | | |
| 005 | Includes Epoxy Grout and Waterproofing Membrane | 1.00 | ls | |
| 005 | Floor Protection after Installation | 2,474.00 | sf | |
| 010 | Tile, Mtl Tile, Rubber Floor, Resilient Floor, Resilient Base, Epoxy Floor, Carpet | 1.00 | ls | 241,328.00 /ls |
| 030 | Porcelain Wall Tile | 4,474.551 | sf | |
| 030 | PWT-1 Porcelain Base 124' | 62.368 | sf | |
| 030 | PWT Porcelain Wall Tile 10' | 288.803 | sf | |
| 030 | Porcelain Base 211' | 105.841 | sf | |
| 030 | Schluter metal edge at wall tile | 289.00 | lf | |
| 070 | PFT-1 Porcelain Paver Tile (Square Foot) | 2,425.828 | sf | |
| 020 | WD-1 Engineered Wood Floors (included in 093019) | 48.194 | sf | |
| Fieldhouse | | | | 241,328 |

093019 Porcelain Tile 241,328

093700 Met

| | | | | |
|-------------------|---|-------|----|--|
| Fieldhouse | | | | |
| 090 | MWT-1 Metal Wall Tile Backsplash (included in 093019) | 57.00 | sf | |

White Construction Company
 2705 Bee Cave Road, Suite 250, Austin, TX 78746
www.whiteconst.com



| Item | Description | Takeoff Qty | Total | |
|---|--|-------------|-----------|--------|
| | | | Unit Cost | Amount |
| 093700 Metal Tiling | | | | |
| 0 | | | | |
| 095100 Acc | | | | |
| Fieldhouse | | | | |
| 120 | ACT-1 2x2 Lay-In Tile [Armstrong Cala Privassure 9/16] (included in 092116) | 5,142.441 | sf | |
| 120 | ACT-1 2x2 Lay-In Tile [Armstrong Cala Privassure 9/16"] (included in 092116) | 2,127.926 | sf | |
| 120 | ACT-2 2x2 Lay-In Tile [Armstrong Cala Privassure 9/16"] (included in 092116) | 189.376 | sf | |
| 145 | ACB-1 Specialty Ceiling - Armstrong Blade (included in 092116) | 1,020.211 | sf | |
| 095100 Acoustical Ceiling Panels | | | | |
| 0 | | | | |
| 096233 Rut | | | | |
| Fieldhouse | | | | |
| 075 | RSF-1 Athletic Rubber Floor (included in 093019) | 1,170.722 | sf | |
| 096233 Rubber Fort Flooring | | | | |
| 0 | | | | |
| 096500 Res | | | | |
| Fieldhouse | | | | |
| 070 | Rubber Tile Flooring (included in 093019) | 63.14 | sf | |
| 100 | Rubber Stair Tread Nora (24 @ 5') (included in 093019) | 120.00 | lf | |
| 096500 Resilient Flooring | | | | |
| 0 | | | | |
| 096513 Res | | | | |
| Fieldhouse | | | | |
| 110 | RB-1 4" Rubber Base (included in 093019) | 4,552.491 | lf | |
| 096513 Resilient and Metal Base | | | | |
| 0 | | | | |
| 096519 Res | | | | |
| Fieldhouse | | | | |
| 055 | Resilient Tile Flooring (Not Used) | 1.00 | ls | |
| 096519 Resilient Tile Flooring | | | | |
| 0 | | | | |
| 096623 Epc | | | | |



| Item | Description | Takeoff Qty | Total | |
|---|---|-------------|-----------|----------------|
| | | | Unit Cost | Amount |
| Fieldhouse | | | | |
| 005 | Floor Protection after Installation | 2,304.00 | sf | |
| 010 | Terrazzo Flooring | 1.00 | ls | 125,105.50 |
| 020 | TZ-2 Epoxy Terrazzo Flooring | 2,304.75 | sf | |
| 025 | Poured in Place Terrazzo Base | 361.421 | lf | |
| 035 | Precast Terrazzo Landing | 62.00 | sf | |
| 040 | Precast Terrazzo Stair Treads - (24 @ 5') | 120.00 | lf | |
| Fieldhouse | | | | 125,106 |
| 096623 Epoxy Resin Terrazzo Flooring | | | | 125,106 |
| <hr/> | | | | |
| 096700 Epc | | | | |
| Fieldhouse | | | | |
| 025 | EF-1 Epoxy Resinous Flooring (included in 093019) | 187.651 | sf | |
| 035 | EF-1 Epoxy Cove Base (included in 093019) | 56.061 | lf | |
| 096700 Epoxy Flooring | | | | 0 |
| <hr/> | | | | |
| 096800 Car | | | | |
| Fieldhouse | | | | |
| 130 | CPT-1 Carpet Tiles - Type 1 (included in 093019) | 959.768 | sy | |
| 135 | CPT-2 Carpet Tiles - Type 2 (included in 093019) | 795.06 | sy | |
| 170 | Floor Leveler at Entries and Track Area | 2,000.00 | sf | |
| 096800 Carpeting | | | | 0 |
| <hr/> | | | | |
| 097716 Lan | | | | |
| Fieldhouse | | | | |
| 010 | Plastic Laminate Wall Panels (included in 062000) | 1.00 | ls | |
| 097716 Laminate Wall Panels | | | | 0 |
| <hr/> | | | | |
| 098413 Fixt | | | | |
| Fieldhouse | | | | |
| 030 | Acoustical Wall Panels (included in 092116) | 7.00 | ea | |
| 098413 Fixed Sound Absorptive Panels | | | | 0 |
| <hr/> | | | | |
| 099000 Pai | | | | |

White Construction Company
 2705 Bee Cave Road, Suite 250, Austin, TX 78746
www.whiteconst.com



| Item | Description | Takeoff Qty | Total | | |
|-------------------|---|-------------|-----------|----------------|----------------|
| | | | Unit Cost | Amount | |
| Fieldhouse | | | | | |
| 005 | Painting Complete | 1.00 | ls | 169,866.93 /ls | 169,867 |
| 030 | 099100 030 Paint Gypsum Wallboard Partitions | 45,736.00 | sf | | |
| 030 | 099100 030 Paint Gypsum Wallboard Partitions 10' | 16,674.489 | sf | | |
| 045 | 099100 045 Paint Gypsum Wallboard Partitions | 17,365.549 | sf | | |
| 050 | 099100 050 Epoxy Paint Gypsum Wallboard Ceilings | 2,367.71 | sf | | |
| 050 | 099100 050 Paint Gypsum Wallboard Ceilings | 2,113.849 | sf | | |
| 090 | Epoxy Paint Hollow Metal Frames / each | 1.00 | ea | | |
| 090 | Paint Hollow Metal Frames / each | 12.00 | ea | | |
| 095 | Paint Hollow Metal Doors / leaves | 17.00 | lea | | |
| 115 | Paint Exposed Structure | 14,116.00 | sf | | |
| 115 | Paint Exposed Structure Welcome Center and Meeting Room | 2,740.00 | sf | | |
| 135 | Touch Up Paint Allowance | 1.00 | ls | | |
| 135 | Microbicial Paint [Excluded from Budget] | 1.00 | ls | | |
| 005 | Intumescent Paint on 3rd Level Framing | 3,148.00 | sf | | |
| 020 | 099600 020 EPT-2 Epoxy on Walls 10' | 2,209.752 | sf | | |
| 020 | 099600 020 EPT-2 Epoxy on Walls | 2,323.212 | sf | | |
| Fieldhouse | | | | | 169,867 |

099000 Painting and Coatings 169,867

099723 Cor

| | | | | | |
|-------------------|--|-----------|----|--|--|
| Fieldhouse | | | | | |
| 055 | 099100 055 EPT-2 Fill and Paint CMU Walls 15' (included in 099000) | 8,553.811 | sf | | |
| 055 | 099100 055 EPT-2 Fill and Paint Existing Concrete Walls 15' (included in 099000) | 3,710.007 | sf | | |
| 170 | 099100 170 SC-1 Seal Concrete Floors (included in 099000) | 4,249.060 | sf | | |

099723 Concrete and Masonry Coatings 0

100100 Mis

| | | | | | |
|-------------------|---|------|----|---------------|---------------|
| Fieldhouse | | | | | |
| 025 | Misc. Specialties Allowance for Code & Wayfinding Signs | 1.00 | ls | 43,218.63 /ls | 43,219 |
| Fieldhouse | | | | | 43,219 |

100100 Misc Specialties 43,219

101116 Mar

| | | | | | |
|-------------------|--------------------------------|-------|----|---------------|--------|
| Fieldhouse | | | | | |
| 010 | Markerboards [No Clarus Units] | 37.00 | ea | 1,142.664 /ea | 42,279 |



| Item | Description | Takeoff Qty | Total | |
|---------------------------------------|---|-------------|----------------|----------------|
| | | | Unit Cost | Amount |
| | Fieldhouse | | | 42,279 |
| 101116 Markerboards | | | | 42,279 |
| 101200 Disj | | | | |
| | Fieldhouse | | | |
| 020 | Display Cases (Allowance) | 1.00 ls | 75,975.00 /ls | 75,975 |
| | Fieldhouse | | | 75,975 |
| 101200 Display Cases | | | | 75,975 |
| 101400 Gra | | | | |
| | Fieldhouse | | | |
| 030 | Branding Opportunities | 1.00 ls | 151,950.00 /ls | 151,950 |
| | Fieldhouse | | | 151,950 |
| 101400 Graphics | | | | 151,950 |
| 102100 Toil | | | | |
| | Fieldhouse | | | |
| 010 | Toilet Partition Complete | 1.00 ls | 55,369.57 /ls | 55,370 |
| 015 | 102113 015 Toilet Partitions/ each | 17.00 ea | | |
| 020 | 102113 020 Urinal Screens/ each | 2.00 ea | | |
| 025 | Prefab Shower Stalls | 2.00 ea | | |
| | Fieldhouse | | | 55,370 |
| 102100 Toilet Compartments | | | | 55,370 |
| 102239 Fol | | | | |
| | Fieldhouse | | | |
| 025 | 083500 025 Folding Vinyl Covered Doors [13' x 10' 50 STC Rating] Hufcor 643E Series | 1.00 ea | 35,203.78 /ea | 35,204 |
| | Fieldhouse | | | 35,204 |
| 102239 Folding Panel Partition | | | | 35,204 |
| 102613 Cor | | | | |
| | Fieldhouse | | | |
| 010 | Corner Guards | 39.00 ea | 131.69 /ea | 5,136 |

White Construction Company
 2705 Bee Cave Road, Suite 250, Austin, TX 78746
www.whiteconst.com



| Item | Description | Takeoff Qty | Total | | |
|--|--|-------------|-----------|----------------|---------|
| | | | Unit Cost | Amount | |
| | Fieldhouse | | | 5,136 | |
| 102613 Corner Guards | | | | 5,136 | |
| 102813 Toile | | | | | |
| | Fieldhouse | | | | |
| 025 | Toilet Accessories | 1.00 | ls | 65,689.00 /ls | 65,689 |
| 050 | 102113 050 Towel Dispenser and Waste | 15.00 | ea | | |
| 055 | 102113 055 Soap Dispenser | 20.00 | ea | | |
| 060 | 102113 060 Grab Bar | 40.00 | ea | | |
| 065 | 102113 065 Framed Mirrors | 9.00 | ea | 506.50 /ea | 4,559 |
| 070 | 102113 070 Toilet Paper Dispenser | 18.00 | ea | | |
| 075 | 102113 075 Janitors Shelf | 2.00 | ea | | |
| 080 | 102113 080 Mop and Broom Holders | 1.00 | ea | | |
| 120 | 102113 120 Shower Rod | 12.00 | ea | | |
| 125 | 102113 125 Shower Seat | 7.00 | ea | | |
| 130 | 102113 130 Robe Hook | 42.00 | ea | | |
| 135 | Shampoo, Conditioner and Bodywash Dispenser | 32.00 | ea | | |
| 135 | Shower Curtain | 12.00 | ea | | |
| | Fieldhouse | | | | 70,248 |
| 102813 Toilet Accessories | | | | 70,248 | |
| 104400 Fire | | | | | |
| | Fieldhouse | | | | |
| 005 | Extinguishers, Cabinets | 1.00 | ls | 6,809.39 /ls | 6,809 |
| 010 | 104400 010 Extinguisher 10 lb. | 9.00 | ea | | |
| 030 | 104400 030 Cabinet [Recessed] | 5.00 | ea | | |
| 030 | Defibrillator and Housing Unit [OFO] | 3.00 | ea | | |
| | Fieldhouse | | | | 6,809 |
| 104400 Fire Extinguisher and Cabinets | | | | 6,809 | |
| 105116 Cus | | | | | |
| | Fieldhouse | | | | |
| 020 | 105100 020 Track Wood Lockers - Wardrobe Type | 82.00 | ea | 1,974.337 /ea | 161,896 |
| 020 | 105100 020 Football Wood Lockers - Wardrobe Type | 112.00 | ea | 3,215.262 /ea | 360,109 |
| | Fieldhouse | | | | 522,005 |
| 105116 Custom Plastic Laminate Athletic Lockers | | | | 522,005 | |



| Item | Description | Takeoff Qty | Unit Cost | Total | |
|--------------------------------------|---|-------------|----------------|---------------|---------------|
| | | | | Amount | |
| 105613 Met | | | | | |
| | Fieldhouse | | | | |
| 010 | Metal Shelving at Custodian | 2.00 loc | 2,411.955 /loc | 4,824 | |
| | Fieldhouse | | | 4,824 | |
| 105613 Metal Storage Shelving | | | | | 4,824 |
| 107313 Alu | | | | | |
| | Fieldhouse | | | | |
| 025 | Metal Awnings North | 180.00 sf | 126.625 /sf | 22,793 | |
| 025 | Metal Awnings South | 64.00 sf | 126.625 /sf | 8,104 | |
| | Fieldhouse | | | 30,897 | |
| 107313 Aluminum Canopy | | | | | 30,897 |
| 113100 Res | | | | | |
| | Fieldhouse | | | | |
| 015 | Residential Appliances (included in 114000) | 1.00 ls | | | |
| 030 | Ice Maker | 1.00 ea | | | |
| 035 | Microwave | 1.00 ea | | | |
| 075 | Under Counter Refrigerator | 1.00 ea | | | |
| 113100 Residential Appliances | | | | | 0 |
| 114000 Foc | | | | | |
| | Fieldhouse | | | | |
| 010 | Food Service Equipment | 1.00 ls | 38,210.36 /ls | 38,210 | |
| 070 | Ice Maker with Bin | 1.00 ea | | | |
| 070 | Custom U Shaped Sink | 1.00 ea | | | |
| 070 | Utility Cart | 1.00 ea | | | |
| 070 | Microwave | 1.00 ea | | | |
| 070 | Reach In Heated Cabinet | 1.00 ea | | | |
| 070 | Reach In Refrigerator | 1.00 ea | | | |
| 070 | Undercounter Refrigerator | 1.00 ea | | | |
| 070 | Blender | 1.00 ea | | | |
| | Fieldhouse | | | 38,210 | |
| 114000 Food Service Equipment | | | | | 38,210 |
| 121100 Dig | | | | | |
| | Fieldhouse | | | | |
| 010 | Vinyl Mural Allowance | 1.00 ls | 75,975.00 /ls | 75,975 | |

White Construction Company
 2705 Bee Cave Road, Suite 250, Austin, TX 78746
www.whiteconst.com



| Item | Description | Takeoff Qty | Total | |
|--|--|--------------|---------------|---------------|
| | | | Unit Cost | Amount |
| | Fieldhouse | | | 75,975 |
| 121100 Digitally Printed Vinyl Murals | | | | 75,975 |
| 122400 Win | | | | |
| | Fieldhouse | | | |
| 010 | Window Shades Complete | 1.00 ls | 15,128.14 /ls | 15,128 |
| 010 | Allowance for Electric Operated (not shown) | 1.00 ls | 10,130.00 /ls | 10,130 |
| 055 | Mecho Roller Shades - Manual Operated | 3,070.00 sf | | |
| | Fieldhouse | | | 25,258 |
| 122400 Window Shades | | | | 25,258 |
| 123662 Sim | | | | |
| | Fieldhouse | | | |
| 035 | 123661 035 Quartz Countertops [2cm] (included in 062000) | 766.00 sf | | |
| 123662 Simulated Stone Countertop | | | | 0 |
| 132714 Hot | | | | |
| | Fieldhouse | | | |
| 010 | Hot and Cold Therapy Pool (included in 220000) | 1.00 ea | | |
| 132714 Hot and Cold Therapy Pool | | | | 0 |
| 132723 Aqu | | | | |
| | Fieldhouse | | | |
| 010 | SwinEx Therapy Pools Complete (included in 220000) | 2.00 ea | | |
| 132723 Aquatic Therapy Pool | | | | 0 |
| 133419 Met | | | | |
| | Storage Building | | | |
| 020 | 033000 020 Storage Building SOG Foundation Complete/sf | 1,510.405 sf | 12.072 /sf | 18,234 |
| 085 | 033000 085 Continous Footings -5'x12" at retaining wall | 148.856 lf | 694.134 /lf | 103,326 |
| 185 | 033000 185 Retaining Walls - 12"x9'-6" at Storage Building | 612.978 lf | | |
| 185 | 033000 185 Retaining Walls - 12"x 6'-6" avg height at storage bldg | 171.969 lf | | |



| Item | Description | Takeoff Qty | Total | |
|-------------------------|---|-------------|-----------|----------------|
| | | | Unit Cost | Amount |
| Storage Building | | | | |
| 185 | 033000 185 Retaining Walls - 12"x 3'-6" avg height at storage bldg | 57.00 | lf | |
| 110 | 074100 110 Storage Building Gutters (included in building) | 102.667 | lf | |
| 120 | 074100 120 Storage Building Downspouts (included in building) | 85.814 | lf | |
| 020 | 080060 020 Storage Building Hollow Metal Doors [3070] (included in building) | 2.00 | lvs | |
| 025 | 080060 025 Storage Building Single Hollow Metal Door Frame (included in building) | 2.00 | ea | |
| 035 | 083300 035 Storage Building 10'x12' Sectional Overhead Doors (included in building) | 1.00 | ea | 8,104.00 /ea |
| 040 | S6A 78" Partition at storage bldg | 24.347 | lf | 75.975 /lf |
| 170 | 099100 170 SC-1 Seal Concrete Floors (included in 099000) | 1,262.997 | sf | 0.871 /sf |
| 045 | Stand Up Ice Machine (2 each) | 1.00 | ea | 10,626.37 /ea |
| 010 | Pre-Engineered Metal Building | 1.00 | ls | 70,260.67 /ls |
| 020 | Storage Building Metal Building / custom color | 1,630.434 | sf | 16.713 /sf |
| 015 | Plumbing Subcontract | 1.00 | ls | 25,325.00 /ls |
| 005 | Electrical Subcontractor | 1.00 | ls | 13,675.50 /ls |
| 010 | Earthwork Sub - LS. | 1.00 | ls | 13,017.05 /ls |
| 080 | Backfill Retaining Walls at Storage Bldg | 267.00 | cy | 38.494 /cy |
| 050 | Concrete Sidewalks Broom finish | 2,300.00 | sf | 8.611 /sf |
| 010 | Concrete Repairs for Utilities | 1.00 | ls | 12,156.00 /ls |
| 010 | Water Line | 88.00 | lf | 101.30 /lf |
| 010 | Sanitary Sewer | 34.00 | lf | 101.30 /lf |
| 010 | Storm Drainage | 43.00 | lf | 101.30 /lf |
| 030 | Power Feeder | 605.00 | lf | 101.30 /lf |
| | | | | 61,287 |
| Storage Building | | | | 413,007 |

133419 Metal Building Systems 413,007

142123 Elec

| | | | | |
|-------------------|--|------|----|-----------------|
| Fieldhouse | | | | |
| 015 | Electric Elevator - each [capacity 3,500lbs/ speed 200fpm] | 1.00 | ea | 152,674.300 /ea |
| | | | | 152,674 |

142123 Electric Traction Machine Room Less Elevator 152,674

211200 Fire

| | | | | |
|--|--|------|----|----------|
| Fieldhouse | | | | |
| 025 | Wet Standpipe System (included in fire sprinkler system) | 1.00 | ls | |
| 211200 Fire Protection Standpipes | | | | 0 |



| Item | Description | Takeoff Qty | Total | | |
|-------------------------------------|---|-------------|-----------|------------------|------------------|
| | | | Unit Cost | Amount | |
| 211313 Fire | | | | | |
| Fieldhouse | | | | | |
| 010 | Fire Protection Complete | 1.00 | ls | 205,639.00 /ls | 205,639 |
| 015 | Fire Pumps [Electric] (included in 211313) | 1.00 | ea | | |
| 020 | Fire Line To Building (included in 211313) | 1.00 | ls | | |
| 025 | Fire Sprinkler System/ sf | 26,341.00 | sf | | |
| Fieldhouse | | | | | |
| | | | | | 205,639 |
| <hr/> | | | | | |
| 211313 Fire Sprinkler System | | | | | 205,639 |
| <hr/> | | | | | |
| 220000 Plu | | | | | |
| Fieldhouse | | | | | |
| 015 | Plumbing Subcontract | 1.00 | ls | 1,531,449.35 /ls | 1,531,449 |
| 015 | Platform for Pool Installation [Temporary] | 1.00 | ls | 10,636.50 /ls | 10,637 |
| 130 | 221000 130 Water Booster Pump Sub /Each [hp/gpm] | 1.00 | ea | | |
| 140 | 221000 140 Stl. Expansion Tank w/Rubber Diaphragm [size] | 2.00 | ea | | |
| 025 | Gas Regulator and Vent | 3.00 | lf | | |
| 025 | Double Containment Vented Gas Piping | | | | |
| 010 | Water Softener Tanks | 2.00 | ea | | |
| 015 | 223300 015 Gas Water Heater [Capacity] | 2.00 | ea | | |
| 035 | 224000 035 Floor Drain | 31.00 | ea | | |
| 040 | 224000 040 Floor Sink | 8.00 | ea | | |
| 045 | 224000 045 Single Cabinet Sink | 7.00 | ea | | |
| 050 | 224000 050 Lavatory | 5.00 | ea | | |
| 060 | 224000 060 Roof Drain | 5.00 | ea | | |
| 085 | 224000 085 Sump Pump | 1.00 | ea | | |
| 095 | 224000 095 Shower Head/Valve | 27.00 | ea | | |
| 115 | 224000 115 Hose Bibb | 9.00 | ea | | |
| 200 | Grease Trap | 1.00 | ea | | |
| 200 | Wall Mounted WC with Carrier | 19.00 | ea | | |
| 200 | Floor Cleanout | 23.00 | ea | | |
| 205 | Shower Trench Drains | 128.00 | lf | | |
| 205 | Wall Mounted Urinal With Carrier | 10.00 | ea | | |
| 205 | Wall Mounted Lav with Carrier | 6.00 | ea | | |
| 205 | Dual Electric Water Fountain with Bottle Filler | 3.00 | ea | | |
| 205 | Service Sink | 3.00 | ea | | |
| 205 | Mop Sink | 3.00 | ea | | |
| 205 | Food Service Hand Sink (included in food service equipment) | 1.00 | ea | | |
| 205 | Skullery Sink (included in food service equipment) | 1.00 | ea | | |
| Fieldhouse | | | | | |
| | | | | | 1,542,086 |
| <hr/> | | | | | |
| 220000 Plumbing | | | | | 1,542,086 |
| <hr/> | | | | | |
| 230000 HV | | | | | |
| Fieldhouse | | | | | |
| 005 | Mechanical Subcontractor | 1.00 | ls | 1,524,945.89 /ls | 1,524,946 |



| Item | Description | Takeoff Qty | Total | |
|-------------------|--|-------------|-----------|------------------|
| | | | Unit Cost | Amount |
| Fieldhouse | | | | |
| 050 | VAV | 13.00 ea | | |
| 050 | VCT | 17.00 ea | | |
| 060 | Roof Mounted Exhaust Fans | 9.00 ea | | |
| 135 | 232100 135 HVAC Water Pumps - Describe HP/GPM | 4.00 ea | | |
| 015 | 235213 015 Boiler - Describe unit and btuh | 2.00 ea | | |
| 030 | 237300 030 Interior Air Handling Unit - Single Zone [cfm/tons] | 2.00 ea | | |
| 050 | 237300 050 Curbs for Equipment - each | 11.00 ea | | |
| Fieldhouse | | | | 1,524,946 |

230000 HVAC **1,524,946**

260000 Elec

| | | | | |
|-------------------|---|-----------|------------------|------------------|
| Fieldhouse | | | | |
| 005 | Electrical Subcontractor | 1.00 ls | 1,623,705.28 /ls | 1,623,705 |
| 005 | Lighting Fixture Fire Proofing [Excluded from Budget] | 1.00 ls | 0.01 /ls | 0 |
| 010 | Temporary Power (included in 26000) | 1.00 ls | | |
| 005 | Lightning Protection (included in 26000) | 1.00 ls | | |
| 010 | 260620 010 Plug Outlets | 371.00 ea | | |
| 015 | 260620 015 GFI Plug Outlet | 81.00 ea | | |
| 020 | 260620 020 Waterproof Plug Outlet | 2.00 ea | | |
| 085 | 260650 085 Exit signs surface mounted with Battery Pack | 55.00 ea | | |
| 105 | Equipment Disconnect | 49.00 ea | | |
| 105 | 2x4 Chain Hung LED | 33.00 ea | | |
| 105 | 2x4 Troufer LED | 170.00 ea | | |
| 105 | 1x4 Chain Hung LED | 170.00 ea | | |
| 105 | Surface Mount Security LED | 12.00 ea | | |
| 105 | Surface Mount Decorative Fixture | 15.00 ea | | |
| 105 | Decorative Pendant 8' Section | 53.00 ea | | |
| 105 | Ceiling Mounted Pendant Fixture | 31.00 lf | | |
| 105 | 6" Recessed LED Downlight | 149.00 ea | | |
| 105 | Wall Scones | 4.00 ea | | |
| 105 | Emergency Inverter Powered Fixture | 151.00 ea | | |
| 105 | Case Display Lighting | 87.00 lf | | |
| 105 | Single Pole Switch | 4.00 ea | | |
| 105 | Wattstopper Head Unit | 5.00 ea | | |
| 105 | Wallstopper Touch Pad | 92.00 ea | | |
| 105 | Motion Sensor | 130.00 ea | | |
| 105 | ---- | 1.00 ea | | |
| 045 | 261200 045 Distribution Transformer - each/ kva | 2.00 ea | | |
| 015 | 262400 015 Switchboard - each [Amps/Voltage] | 1.00 ea | | |
| 040 | 262400 040 Panelboard 400A [Voltage] | 9.00 ea | | |
| Fieldhouse | | | | 1,623,705 |

260000 Electrical **1,623,705**

270529 Pati

White Construction Company
 2705 Bee Cave Road, Suite 250, Austin, TX 78746
www.whiteconst.com



| Item | Description | Takeoff Qty | Total | |
|--|---|-------------|-----------|----------------|
| | | | Unit Cost | Amount |
| Fieldhouse | | | | |
| 010 | Pathways and Infrastructure for AV Systems (included in 260000) | 1.00 | ls | |
| 075 | Data Rack (included in structured cabling system) | 3.00 | ea | |
| 075 | Data Drop (included in structured cabling system) | 105.00 | ea | |
| 075 | Wireless Access Point (OFOL item) | 29.00 | ea | |
| 075 | Ceiling Speaker (included in audio video system) | 72.00 | ea | |
| 270529 Pathways and Infrastructure for AV Systems | | | | 0 |
| <hr/> 271000 Stru | | | | |
| Fieldhouse | | | | |
| 020 | Structured Cabling System | 1.00 | ls | 92,018.89 |
| Fieldhouse | | | | 92,019 |
| 271000 Structured Cabling System | | | | 92,019 |
| <hr/> 274100 Auc | | | | |
| Fieldhouse Alternate 1 | | | | |
| 020 | Audio Video Systems | 1.00 | ls | 783,017.60 |
| 075 | TV Drops (included in 274100) | 106.00 | ea | |
| 075 | Motorized Projection Screen and Projectors (included in 274100) | 2.00 | ea | |
| Fieldhouse Alternate 1 | | | | 783,018 |
| 274100 Audio Video Systems | | | | 783,018 |
| <hr/> 274300 Disi | | | | |
| Fieldhouse | | | | |
| 020 | Distributed Television Systems (Owner Furnished Owner Installed) | 1.00 | ls | |
| 274300 Distrubuted Television System | | | | 0 |
| <hr/> 280000 Acc | | | | |
| Fieldhouse | | | | |
| 010 | Security and Access Control | 1.00 | ls | 94,946.46 |
| 105 | Card Reader | 15.00 | ea | |
| 105 | Exit Devices | 13.00 | ea | |
| 105 | Door Contacts | 14.00 | ea | |
| 105 | Access Control Panel | 1.00 | ea | |



| Item | Description | Takeoff Qty | Total | |
|-------------------------------------|-------------|-------------|-----------|---------------|
| | | | Unit Cost | Amount |
| | Fieldhouse | | | 94,946 |
| 280000 Access Control System | | | | 94,946 |

283100 Fire

| Fieldhouse | | | | |
|---|--|--------|----|----------|
| 010 | Fire Alarm System (included in 260000) | 1.00 | ls | |
| 030 | Alarm Pull Station (included in 260000) | 6.00 | ea | |
| 030 | Ceiling Mounted Alarm, Speaker & Strobe (included in 260000) | 110.00 | ea | |
| 030 | Ceiling Mounted Strobe (included in 260000) | 1.00 | ea | |
| 030 | Smoke Detector (included in 260000) | 51.00 | ea | |
| 030 | Heat Detector (included in 260000) | 15.00 | ea | |
| 030 | C02 Detector (included in 260000) | 1.00 | ea | |
| 283100 Fire Detection and Alarm System | | | | 0 |

285129 Em

| Fieldhouse | | | | |
|---|---|------|----|----------|
| 075 | Emergency Radio Communication System (included in 260000) | 1.00 | ls | |
| 285129 Emergency Radio Communications System | | | | 0 |

312000 Ear

| Fieldhouse | | | | |
|-------------------------|----------------------|------|----|----------|
| 010 | Earthwork (not used) | 1.00 | ls | |
| 312000 Earthwork | | | | 0 |

314000 Shc

| Fieldhouse | | | | |
|--|---|---------|----|---------------|
| 030 | 314000 030 Soil Nails or similar lateral Bracing 3.75 Kips per foot resistance at basement wall | 548.401 | sf | 46.18 /sf |
| | | | | 25,325 |
| Fieldhouse | | | | 25,325 |
| 314000 Shoring and Underpinning | | | | 25,325 |

321313 Ext

| Fieldhouse | | | | |
|------------|----------------------------------|------|----|---------------|
| 010 | Concrete Paving Repair Allowance | 1.00 | ls | 25,325.00 /ls |
| 010 | Landscape Repair Allowance | 1.00 | ls | 10,130.00 /ls |

White Construction Company
 2705 Bee Cave Road, Suite 250, Austin, TX 78746
www.whiteconst.com



| Item | Description | Takeoff Qty | Total | |
|-------------------------------------|---------------------------|-------------|-----------|---------------|
| | | | Unit Cost | Amount |
| | Fieldhouse | | | 35,455 |
| 321313 Exterior Improvements | | | | 35,455 |
| 331100 Util. | | | | |
| | Fieldhouse | | | |
| 010 | Water Line (excluded) | 1.00 | Is | |
| 010 | Sanitary Sewer (excluded) | 1.00 | Is | |
| 010 | Storm Drainage (excluded) | 1.00 | Is | |
| 331100 Utilities | | | | 0 |

Sam Houston State University
Huntsville, Tx
Mafrige Field House Renovations
DESIGN DEVELOPMENT ESTIMATE

Date of Estimate: July 7, 2020(Revised 07/13/2020)

| <u>Div.</u> | <u>Trade</u> | <u>White Construction</u> | <u>Halford Busby</u> | <u>% Variance</u> |
|-------------|---|---------------------------|----------------------|-------------------|
| 012100 | Allowances | \$100,000 | \$100,000 | 0.00% |
| 014000 | Quality Requirements | \$50,000 | \$50,000 | 0.00% |
| 015000 | Temporary Facilities | \$212,183 | \$213,218 | 0.49% |
| 017300 | Final Cleanup | \$23,025 | \$23,026 | 0.00% |
| 024113 | Site Demolition | \$0 | \$0 | |
| 024119 | Selective Demolition | \$424,964 | \$424,964 | 0.00% |
| 031000 | Concrete Forming and Accessories | \$0 | \$0 | |
| 031513 | Waterstops | \$0 | \$0 | |
| 032000 | Concrete Reinforcing | \$30,029 | \$27,930 | -6.99% |
| 033100 | Cast In Place Concrete | \$367,347 | \$359,235 | -2.21% |
| 033200 | Carbon Fiber Reinforcement | \$0 | \$0 | |
| 040120 | Maintenance of Unit Masonry | \$20,260 | \$20,260 | 0.00% |
| 042100 | Masonry | \$102,212 | \$100,264 | -1.91% |
| 051200 | Structural Steel | \$625,793 | \$599,725 | -4.17% |
| 053113 | Steel Floor Floor Decking | \$0 | \$0 | |
| 053123 | Steel Roof Decking | \$0 | \$0 | |
| 054000 | Cold Formed Metal Framing | \$0 | \$0 | |
| 055000 | Metal Fabrications | \$0 | \$0 | |
| 055200 | Metal Railings | \$0 | \$0 | |
| 057313 | Glazed Decorative Metal Railings | \$0 | \$0 | |
| 061000 | Rough Carpentry | \$123,777 | \$114,375 | -7.60% |
| 062000 | Finish Carpentry and Millwork | \$302,634 | \$312,822 | 3.37% |
| 064000 | Architectural Woodwork | | \$0 | |
| 071100 | Dampproofing and Waterproofing | \$0 | \$0 | |
| 072116 | Acoustical Insulation | \$0 | \$0 | |
| 072726 | Fluid Applied Air Barrier System | \$35,824 | \$33,100 | -7.60% |
| 074100 | Metal Wall Panels | \$214,057 | \$235,300 | 9.92% |
| 075423 | Roofing | \$127,486 | \$120,975 | -5.11% |
| 076200 | Roof Related Sheet Metal | \$0 | \$0 | |
| 076500 | Flexible Flashing | \$0 | \$0 | |
| 077200 | Roof Accessories | \$4,943 | \$5,000 | 1.15% |
| 077233 | Roof Scuttle | \$0 | \$0 | |
| 078400 | Fire Caulking | \$36,002 | \$34,330 | -4.64% |
| 079200 | Joint Sealants | \$25,325 | \$25,325 | 0.00% |
| 080060 | Doors, Frames and Hardware | \$0 | \$0 | |
| 081113 | Hollow Metal Doors and Frames | \$249,604 | \$230,234 | -7.76% |
| 081216 | Interior Aluminum Frames | \$0 | \$0 | |
| 081423 | Plastic Laminate Faced Wood Doors | \$0 | \$0 | |
| 083113 | Access Doors and Frames | \$6,078 | \$6,578 | 8.23% |
| 083300 | Coiling Doors | \$18,234 | \$17,233 | -5.49% |
| 084113 | Aluminum Framed Entrances and Storefronts | \$287,697 | \$300,750 | 4.54% |
| 084400 | Curtainwall | \$0 | \$0 | |
| 087100 | Door Hardware | \$0 | \$0 | |
| 088000 | Glazing | \$0 | \$0 | |
| 088300 | Mirrors | \$0 | \$0 | |
| 089100 | Formed Steel Louvers | \$0 | \$0 | |
| 092116 | Gypsum Wallboard | \$803,636 | \$881,299 | 9.66% |

Estimate by Halford Busby LLC, Cypress, Tx

20-128

Performance Inspired Design

| | | | | |
|--------|---|-------------|-------------|---------|
| 092313 | Acoustical Treatment Allowance | \$0 | \$0 | |
| 093000 | Ceramic Tile | \$0 | \$0 | |
| 093019 | Porcelain Tile | \$241,328 | \$261,175 | 8.22% |
| 096000 | Flooring [All Types] | \$0 | \$0 | |
| 093700 | Metal Tiling | \$0 | \$0 | |
| 095100 | Acoustical Ceiling Panels | \$0 | \$0 | |
| 096233 | Rubber Sport Flooring | \$0 | \$0 | |
| 096500 | Resilient Flooring | \$0 | \$0 | |
| 096513 | Resilient and Metal Base | \$0 | \$0 | |
| 096519 | Resilient Tile Flooring | \$0 | \$0 | |
| 096623 | Epoxy Resin Terrazzo Flooring | \$125,106 | \$131,332 | 4.98% |
| 096600 | Epoxy Terrazzo | \$0 | \$0 | |
| 096800 | Carpeting | \$0 | \$0 | |
| 097716 | Laminate Wall Panels | \$0 | \$0 | |
| 098413 | Fixed Sound Absorbative Panels | \$0 | \$0 | |
| 099100 | Painting | \$169,867 | \$183,928 | 8.28% |
| 099723 | Concrete and Masonry Coatings | \$0 | \$0 | |
| 100000 | Specialties | \$43,219 | \$44,190 | 2.25% |
| 101100 | Markerboards | \$42,279 | \$40,697 | -3.74% |
| 101200 | Display Cases | \$75,975 | \$75,975 | 0.00% |
| 101400 | Graphics | \$151,950 | \$0 | |
| 101400 | Code Required Signage | \$0 | \$0 | |
| 101450 | Interior Wayfinding [Signage] | \$0 | \$0 | |
| 102100 | Toilet Compartments | \$55,370 | \$55,285 | -0.15% |
| 102239 | Folding Panel Partition | \$35,204 | \$38,640 | 9.76% |
| 102613 | Corner Guards | \$5,136 | \$5,000 | -2.65% |
| 102813 | Toilet Accessories | \$70,248 | \$64,035 | -8.84% |
| 104400 | Fire Extinguishers and Cabinets | \$6,809 | \$7,426 | 9.06% |
| 105116 | Custom Plastic Laminate Athletic Lockers | \$522,005 | \$515,600 | -1.23% |
| 105100 | Lockers | \$0 | \$0 | |
| 105613 | Metal Storage Shelving | \$4,824 | \$5,000 | 3.65% |
| 107313 | Aluminum Canopy | \$30,897 | \$32,270 | 4.44% |
| 108200 | Louvers | \$0 | \$0 | |
| 110100 | High Density Shelving Units | \$0 | \$0 | |
| 113100 | Residential Appliances | \$0 | \$0 | |
| 114000 | Food Service Equipment | \$38,210 | \$41,340 | 8.19% |
| 121100 | Digitally Printed Vinyl Murals | \$75,975 | \$0 | |
| 122400 | Window Shades | \$25,258 | \$25,765 | 2.01% |
| 122500 | Window Treatments | \$0 | \$0 | |
| 123662 | Simulated Stone Countertop | \$0 | \$0 | |
| 132714 | Hot and Cold Therapy Pool | \$0 | \$0 | |
| 132723 | Aquatic Therapy Pool | \$0 | \$0 | |
| 133419 | Pre-Engineered Metal Building and Associated Work | \$0 | \$0 | |
| 140000 | Elevators | \$152,674 | \$164,175 | 7.53% |
| 211200 | Fire Protection Standpipes | \$0 | \$0 | |
| 211313 | Fire Sprinkler System | \$205,639 | \$225,030 | 9.43% |
| 210000 | Fire Protection | \$0 | \$0 | |
| 221000 | Plumbing | \$1,542,086 | \$1,387,812 | -10.00% |
| 230500 | Heating, Ventilating, and Air Conditioning | \$1,524,946 | \$1,372,422 | -10.00% |
| 260000 | Electrical | \$1,623,705 | \$1,567,500 | -3.46% |
| 270529 | Pathways and Infrastructure for AV Systems | \$0 | \$0 | |

Detailed Cost Estimate

| | | | | |
|--------|---------------------------------------|--------------|--------------|--------|
| 271000 | Structured Cabling System | \$92,019 | \$97,925 | 6.42% |
| 275123 | Low Voltage and Audio Visual Systems | \$0 | \$0 | |
| 274300 | Distributed Television System | \$0 | \$0 | |
| 280000 | Access Control System | \$94,946 | \$86,810 | -8.57% |
| 284600 | Fire Alarm | \$0 | \$0 | |
| 285129 | Emergency Radio Communications System | \$0 | \$0 | |
| 312000 | Earthwork | \$0 | \$0 | |
| 314000 | Shoring and Underpinning | \$25,325 | \$27,836 | 9.92% |
| 321313 | Exterior Improvements | \$35,455 | \$35,455 | 0.00% |
| 330001 | Water Line | \$0 | \$0 | |
| | Adjustment for Rounding | \$0 | \$0 | |
| | Subtotal | \$11,207,565 | \$10,728,565 | -4.27% |
| | General Conditions L.S. | \$693,000 | \$675,900 | |
| | Add GC Requirements | \$170,546 | \$121,249 | |
| | Design and Pricing Contingency | \$888,711.00 | \$584,623.00 | |
| | Field Contingency | \$159,228.00 | \$125,000 | |
| | Subtotal | \$13,119,050 | \$12,235,337 | |
| | Fee | \$588,034 | \$542,820 | |
| | Total | \$13,707,084 | \$12,778,157 | -6.78% |

INTENTIONALLY LEFT BLANK

PREFACE

Existing Conditions

TAB 1

Architectural Renderings

TAB 2

Architectural Floor Plans

TAB 3

Enlarged Architectural Floor Plans

TAB 4

Major Building Systems

TAB 5

Detailed Cost Estimate

TAB 6

Project Cost

TAB 7

Cost Comparison

TAB 8

Environmental Impact

Sam Houston State University
Ron Mafrige Field House Renovation
Total Project Cost Summary
7/14/2020

| Item | Description | Estimate | \$/GSF % | |
|------|---|----------------------|------------|--------|
| 1 | CONSTRUCTION COST LIMITATION | \$ 11,667,000.00 | \$ 392.83 | 29,700 |
| 2 | Construction Contingency (included in CCL) | - | | |
| 3 | A&E FEES | \$ 929,000.00 | 8% | |
| | <u>FF&E</u> | | | |
| 4 | FF&E | \$ 1,123,460.00 | \$ 37.83 | |
| | <u>Owner Services</u> | | | |
| 5 | Pre-Construction Services | \$ 106,304.00 | 0.20% | |
| 6 | TAB - GSF | \$ 51,975.00 | \$ 1.75 | |
| 7 | Construction Material Testing - GSF | \$ 10,395.00 | \$ 0.35 | |
| 8 | Comissioning - GSF | \$ 44,550.00 | \$ 1.50 | |
| 9 | Office/ Admin moving expenses | \$ 31,236.00 | 0.20% | |
| 9.2 | Book Moving Expenses | \$ 62,472.00 | 0.40% | |
| 10 | Geotechnical Survey and Reporting Services | \$ 3,905.00 | 0.03% | |
| 11 | Art Budget | \$ - | 0.00% | |
| 12 | Other General and Miscellaneous Services | \$ 487,928.00 | 0.38% | |
| 13 | Exterior Improvements (included in CCL) | \$ - | 0.075% | |
| 14 | Voice/Data (included in FF&E) | \$ - | 1.00% | |
| 15 | Instructional Technology (AV Equipment) | \$ - | 0.00% | |
| 16 | Graphic | \$ 31,235.00 | 0.20% | |
| | Subtotal | \$ 14,549,460 | | |
| | Project Contingency | \$ 600,000 | | |
| | Administrative Fee | \$ 468,540 | | |
| | Subtotal | \$ 15,618,000 | | |
| | Total Project Cost | \$ 15,618,000 | | |

INTENTIONALLY LEFT BLANK

PREFACE

Existing Conditions

TAB 1

Architectural Renderings

TAB 2

Architectural Floor Plans

TAB 3

Enlarged Architectural Floor Plans

TAB 4

Major Building Systems

TAB 5

Detailed Cost Estimate

TAB 6

Project Cost

TAB 7

Cost Comparison

TAB 8

Environmental Impact

Athletic venues and support buildings are a less common project type than more traditional higher education building types. The rarity of the building type coupled with the scope and cost of initial construction and renovation limit the number of relevant recent examples. This pool of comparable projects is further reduced when specifically looking at the local region. Therefore, we have included collegiate and K-12 projects that are similar but not limited to the exact scope. The cited comparative projects may not be comparable in the aggregate, but specific programmatic elements are similar.

A comparative analysis is provided of the various projects based on the project cost and building size. The analysis illustrates that any direct comparison between facilities is imprecise. The variations in specific programmatic scope, amount of renovation versus new construction and the balance of work between structures, finishes, building systems, etc. skew the analysis to the point that a comparison of cost is not appropriate.

Field House at Tomball District Stadium

Tomball, TX

The field house at the new Tomball District Stadium is a two-story steel framed, masonry and glass clad structure. The field house contains four team locker rooms with restrooms, showers, coaches offices and training rooms, official's locker room, athletic director and operations offices, laundry / ice production, large sub-dividable community room, storage room, commercial kitchen and public restrooms.

The finishes within the field house include epoxy resin floors, exposed ceilings, painted CMU walls at the locker rooms, carpeted floors, acoustic tile ceilings and painted gypsum board walls throughout the remainder of the spaces. The Community room has laminate panel wainscot. Each of the locker rooms is outfitted with overhead projectors, projector screens and audio systems for use as teaching spaces, while the community room has four (4) projectors, projection screens, and audio systems for use in multiple room configurations. Television monitors are scattered throughout the building.

The community room has a full width floor to ceiling curtainwall that over looks the playing field and the curtainwall is fitted with motorized blackout / sunshades controlled by the AV system. The building has a three-stop service car machine room less elevator.

Field House at Prairie View Stadium

Prairie View, TX

The field house at Prairie View A&M University is a three story facility with views into the adjacent stadium's seating bowl from south facing spaces. The field house includes locker rooms for football, men and women's track, women's soccer, and officials, 4 team meeting rooms, athlete strength and conditioning, sports medicine with hydrotherapy. The field house supports many accessory functions with a large multi-purpose meeting room and full kitchen. The field house serves an education and administrative function with offices, support spaces, learning enhancement center, study-halls and a conference room.

| Project | Tomball ISD | Prairie View A&M Stadium Field House | Mafrige Field House |
|--------------------|-------------|--------------------------------------|------------------------------|
| Owner | Tomball ISD | Prairie View A&M University | Sam Houston State University |
| Location | Tomball, TX | Prairie View, TX | Huntsville, TX |
| Date of Completion | 2021 | 2016 | 2021 |
| Building Size- GSF | 26,668 GF | 56,000 SF | 31,195 GF |
| Estimated Cost | \$7,200,000 | \$16,800,000 | \$11,667,000 |
| Cost / SF | \$270 / sf | \$300 / sf | \$374 / sf |

PREFACE

Existing Conditions

TAB 1

Architectural Renderings

TAB 2

Architectural Floor Plans

TAB 3

Enlarged Architectural Floor Plans

TAB 4

Major Building Systems

TAB 5

Detailed Cost Estimate

TAB 6

Project Cost

TAB 7

Cost Comparison

TAB 8

Environmental Impact

ENVIRONMENTAL IMPACT

From a Mechanical, Electrical and Plumbing (MEP) systems perspective, the projected environmental impact of this project is positive since all existing MEP systems are being replaced with more efficient systems, equipment and fixtures; which will result in significant energy savings.

To be more specific, the new facility will have more efficient air handling units, premium efficiency hydronic pumps, new hydronic piping, variable frequency drives and new LED lighting systems. All MEP systems are designed to meet the applicable requirements of ASHRAE 90.1; equipment and light fixture selections meet or exceed the efficiencies established by this Standard. Combined, the resulting saving in electricity usage will be noteworthy.

Also, all plumbing fixtures for the facility are new and are selected to meet or exceed the water consumption requirements as set forth in the adopted Codes. This is a substantial improvement over the existing plumbing fixtures and will yield a significant savings in water consumption.

Furthermore, the gas heating boilers and gas domestic water heaters are being replaced with much more efficient gas equipment that is optimally sized for the facility; causing the natural gas consumption for the building to be much reduced.

Therefore, the MEP renovations to the building reduce its energy/utility usage and carbon footprint, making a positive impact on the environment.

ENERGY ANALYSIS

LTY performed a simple, order-of-magnitude analysis of energy usage for the Mafrige Field House. This is summarized in the following paragraphs.

The following assumptions are made for this energy analysis:

- Chilled water demand from the campus central plant will remain the same.
- The variable speed HVAC systems will operate at an average of 60% of peak demand.
- The LED lighting systems use 50% less energy than the existing lighting systems.
- HVAC, Lighting and Plumbing systems are scheduled to operate 14 hours a day and 300 days annually.

Electrical Usage

All of the following contribute to a reduced electricity usage for the building:

- All air handling units are new high efficiency units with plenum fans, premium efficiency motors, and variable frequency drives (VFDs).
- All hydronic pumps are new high efficiency pumps with premium efficiency motors and VFDs.
- All lighting are new LED lighting with occupancy sensors.

Based upon our analysis, the new HVAC and lighting systems will result in approximately 40% less electricity usage for the building.

ESTIMATED OPERATING COST- Continued

Domestic Water & Sewer Usage

All of the following contribute to a reduced domestic water & sewer usage for the building:

- All plumbing fixtures such as water closets, urinals, showers and lavatory faucets are new high efficiency, low water consumption types.
- All flush valves and lavatory faucets are automatic, sensor-activated, hydro-powered type.

Based upon our analysis, the combination of these water savings measures result in a minimum of 30% less water usage for the building.

Natural Gas

All of the following contribute to a reduced natural gas usage for the building:

- All heating boilers are new high efficiency units, with at least one of the new units being condensing type.
- All gas water heaters are new high efficiency, condensing units with the amount of water storage optimally sized for the building.

Based upon our analysis, the combination of these new systems result in a minimum of 35% less natural gas usage for the building.

PBK Sports
11 Greenway Plaza
Suite 2200
Houston, TX 77046



DESIGN DEVELOPMENT SUBMITTAL

FOR THE

UNIVERSITY POLICE DEPARTMENT

AT

TEXAS STATE UNIVERSITY

A member of The Texas State University System

AUGUST, 2020

ATKINS

11801 Domain Blvd.

Suite 500

Austin, TX 78758

**DESIGN DEVELOPMENT SUBMITTAL
FOR THE
UNIVERSITY POLICE DEPARTMENT
TEXAS STATE UNIVERSITY**

The Texas State University System Board of Regents

| | |
|--------------------------------------|--------------|
| William F. Scott, Chairman | Nederland |
| David Montagne, Vice Chairman | Beaumont |
| Charlie Amato, Regent | San Antonio |
| Duke Austin, Regent | Houston |
| Garry Crain, Regent | The Hills |
| Dr. Veronica Muzquiz Edwards, Regent | San Antonio |
| Dionicio (Don) Flores, Regent | El Paso |
| Nicki Harle, Regent | Baird |
| Alan L. Tinsley, Regent | Madisonville |
| Amanda Lee, Student Regent | Huntsville |

Texas State University System Administration

| | |
|------------------------------|---|
| Brian McCall, Ph.D. | Chancellor |
| Daniel Harper | Vice Chancellor and Chief Financial Officer |
| Peter Maass, RA, NCARB, CTCM | Director of Capital Projects Administration |

Texas State University Administration

| | |
|-------------------------|---|
| Denise M. Trauth, Ph.D. | President |
| Laurie Clouse | Chief of Police, Texas State University Police Department |
| Eric Algoe | Vice President for Finance and Support Services |
| Thomas Shewan | Associate Vice President, Facilities |

Facilities Planning, Design & Construction

| | |
|------------------|---|
| Larry Miller | Interim Director Facilities Planning, Design & Construction |
| Frederick Maddox | Project Manager |

Consultant Team

Architect

Bruce Hoelscher

Atkins – Project Manager

Interior Planning/Design Concepts/Quality

Lauren Alexander

Atkins – Interior Designer

Engineers/Consultants

Shawn Allen

Jose I. Guerra – MEP Principal-in-Charge

Debra Sharpe

Jose I. Guerra – MEP Project Manager

JR Sanchez

Jose I. Guerra – Mechanical Engineer

Colby Brock

Jose I. Guerra – Electrical Engineer

Brandon Reyes

Jose I. Guerra – Fire Protection/Plumbing Engineer

Geoff Basford

4b Technology – IT/AV/Security Principal-in-Charge

Ron Leger

4b Technology – IT/AV/Security Project Manager

Farhad Ahmadi

Atkins – Structural Engineer

Jan Giles

Coleman & Associates Landscape Architecture – Partner-in-charge

Patrick Conley

Atkins – Civil Engineer

Josh Huck

Square1 Cost Estimating - Estimator

Design Development Submittal

TABLE OF CONTENTS

| | |
|---|--------------|
| Architectural Renderings and Elevations | TAB 1 |
| Architectural Site Plans and Floor Plans | TAB 2 |
| Enlarged Architectural Floor Plans | TAB 3 |
| Major Building Systems | TAB 4 |
| Detailed Cost Estimate | TAB 5 |
| Total Project Cost (TPC) | TAB 6 |
| Cost Comparison | TAB 7 |
| Environmental Impact | TAB 8 |

Texas State University
University Police Department

Introduction

In October 2019, ATKINS North America was awarded the design contract for the Police Station Building. In November 2019, ATKINS kicked off the schematic development of this project.

As part of the early schematic phase, ATKINS North America started laying out options to match the programmed spaces in compliance with the published program as prepared by Facility Programming and Consulting, dated July 2019. After this exercise it was determined that the program scope needed to be reduced to match the available budget, and ATKINS was directed to reduce some program spaces and develop further department adjacencies and space distribution.

In December 2019 the design team conducted a design charrette with the users of the facility to collaboratively find a floor plan distribution for further development. After the design charrette, further reduction of the building gross square footage was requested, which was then taken forward to the Design Development phase.

This Design Development submission is a further refinement from what was decided and agreed upon during the design charrette and subsequent progress meetings in January 2020. During a meeting in early February 2020, Texas State University requested the omission of the Dispatch area, due to unknown future allocation of this department within this building. The design team was directed to show this area as a “shell” and document as such for this DD submittal. See floor plan for additional information (ref. “DISPATCH SUITE” area).

The original CCL (Construction Cost Limit) for the project was set at \$5.8M. In February 2020, Texas State University revised the CCL to \$6.547M. The CCL adjustment was accomplished via allocations within the Total Project Cost (TPC) which remains unchanged.

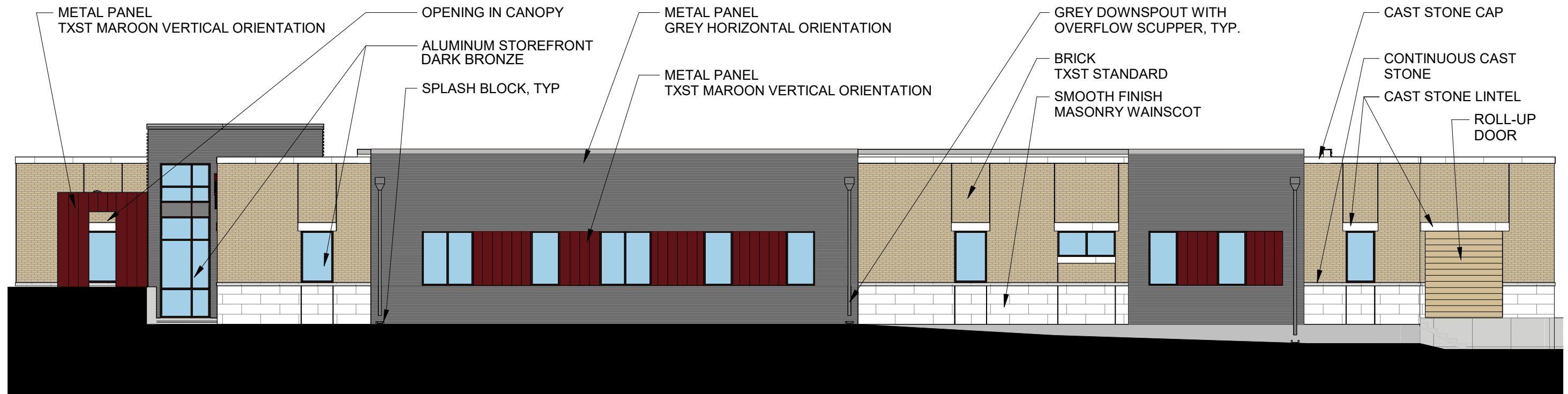


Design Development Submittal

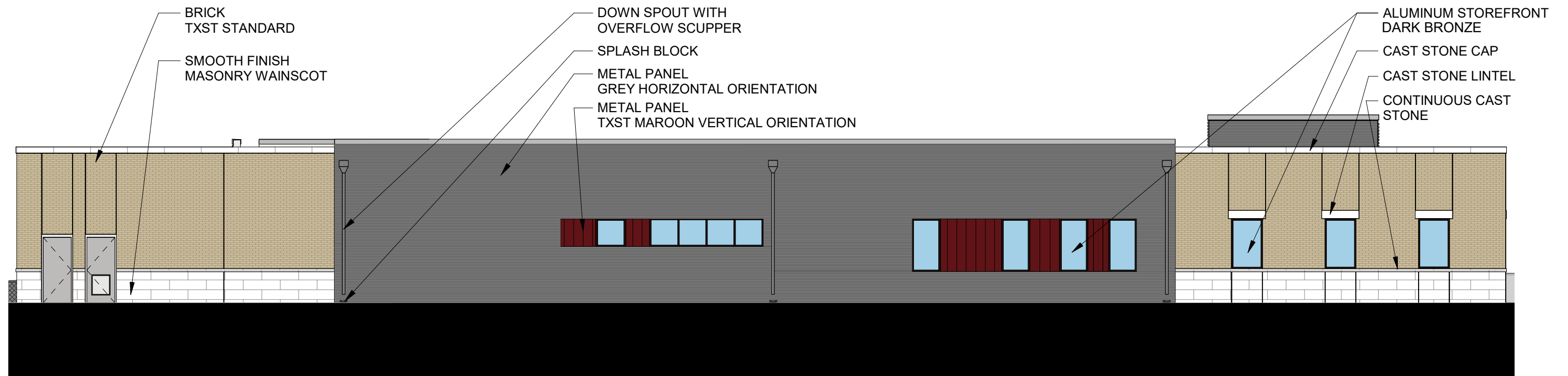


TAB 1
Architectural Renderings and Elevations

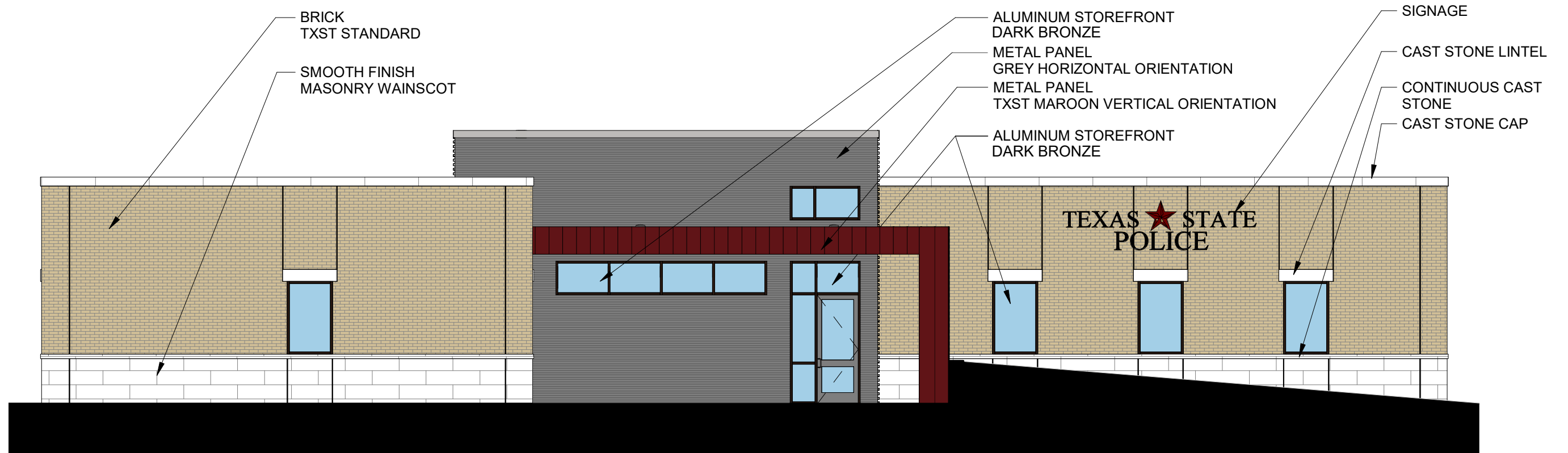




NORTH ELEVATION



SOUTH ELEVATION

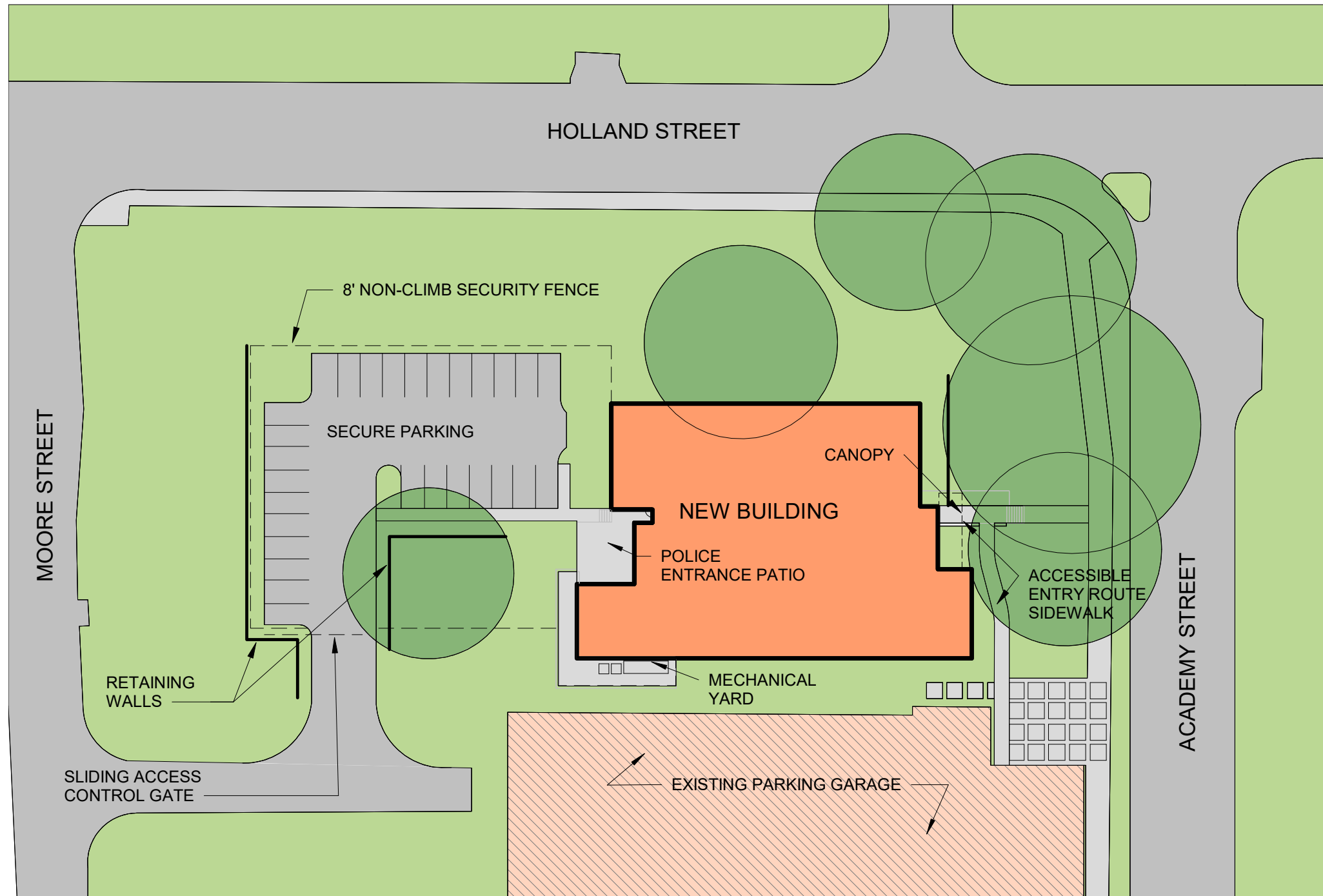


EAST ELEVATION

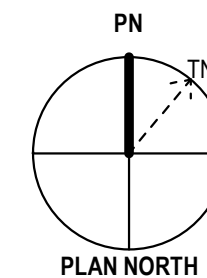


WEST ELEVATION

TAB 2
Architectural Site Plans and Floor Plans



VICINITY MAP



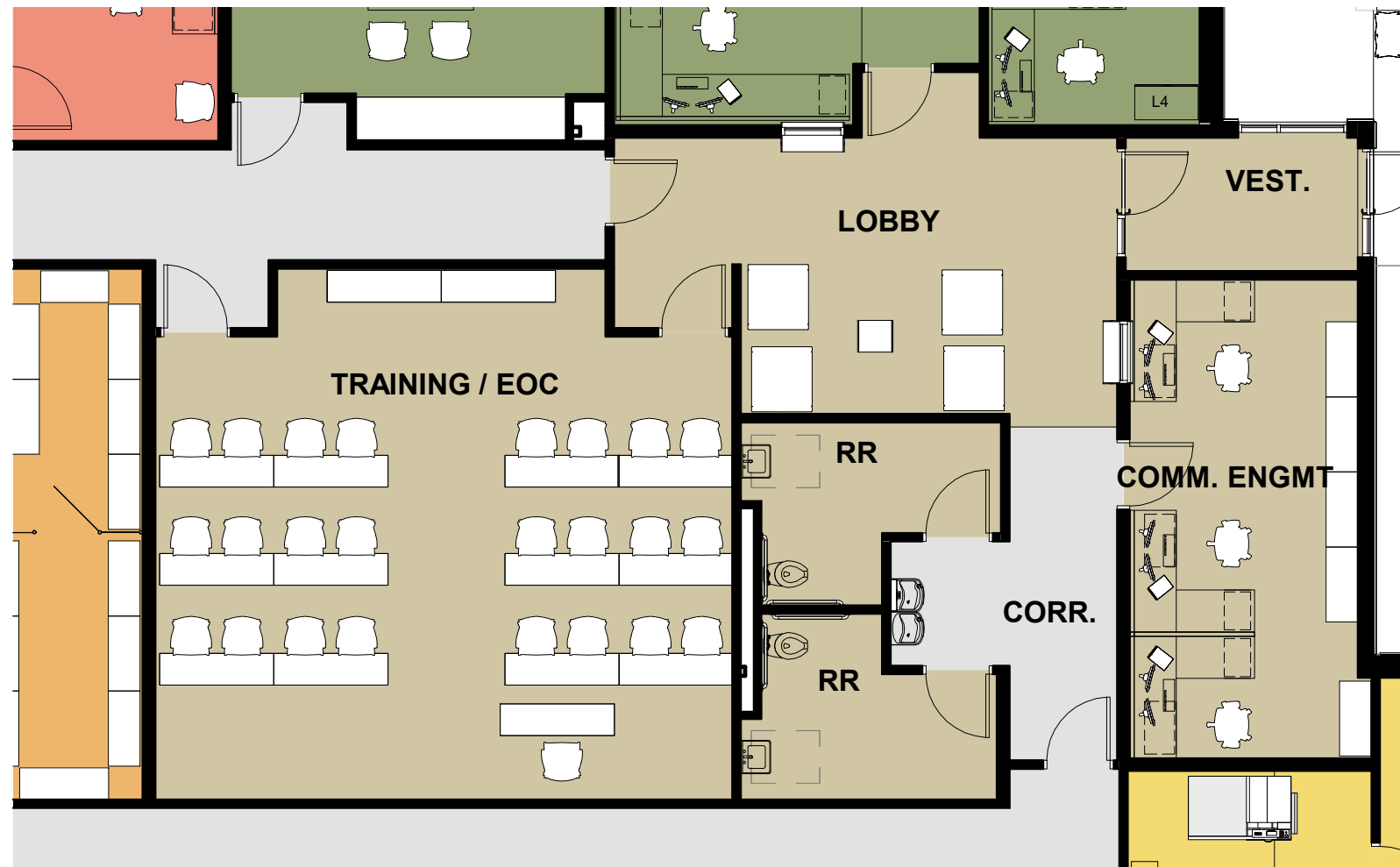
ARCHITECTURAL SITE PLAN



Department Legend

- ADMIN
- CID
- CIRCULATION
- SHELL SPACE
- EVIDENCE
- PATROL
- PUBLIC AREAS
- RECORDS
- SHARED SERVICES
- SUPPORT SERVICES

TAB 3
Enlarged Architectural Floor Plans




Department Legend

- ADMIN
- CID
- CIRCULATION
- SHELL SPACE
- EVIDENCE
- PATROL
- PUBLIC AREAS
- RECORDS
- SHARED SERVICES
- SUPPORT SERVICES

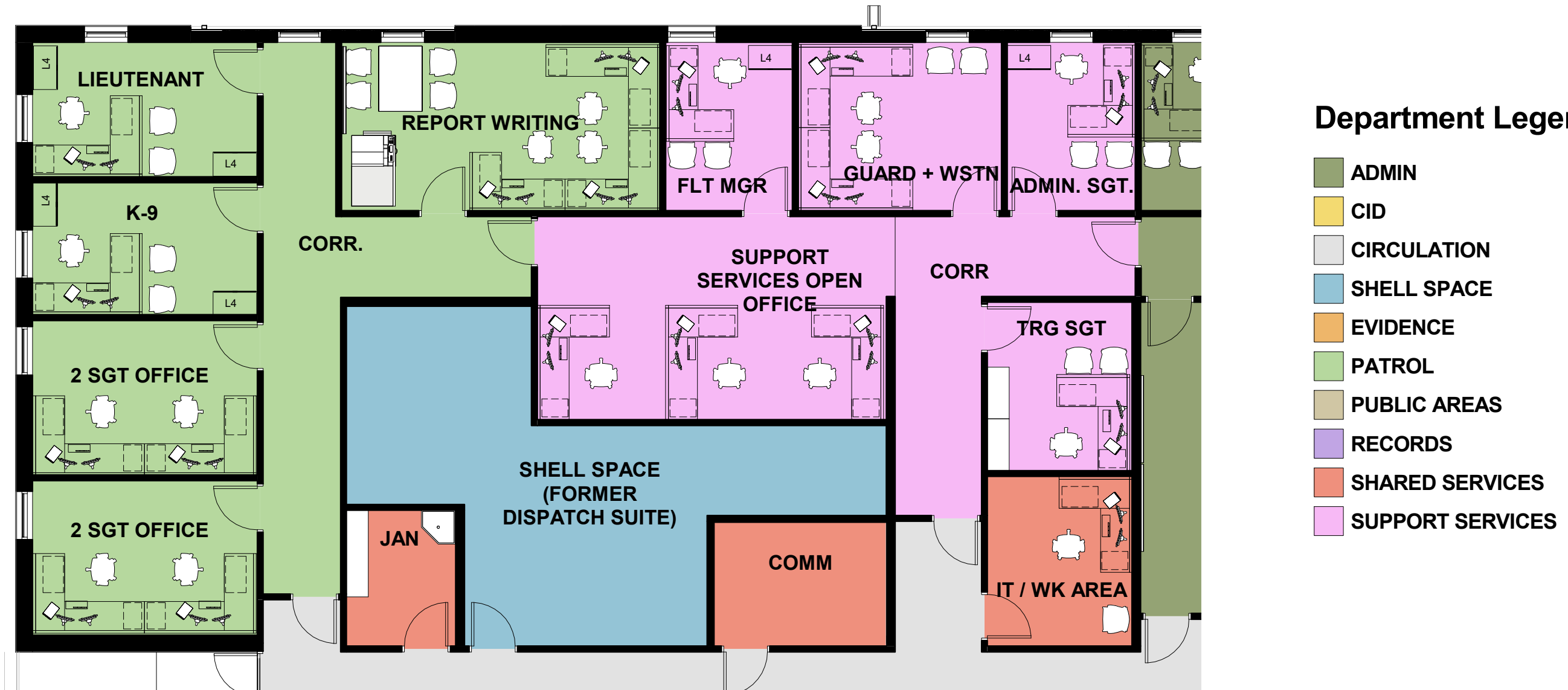
PUBLIC AREAS



Department Legend

-  ADMIN
-  CID
-  CIRCULATION
-  SHELL SPACE
-  EVIDENCE
-  PATROL
-  PUBLIC AREAS
-  RECORDS
-  SHARED SERVICES
-  SUPPORT SERVICES

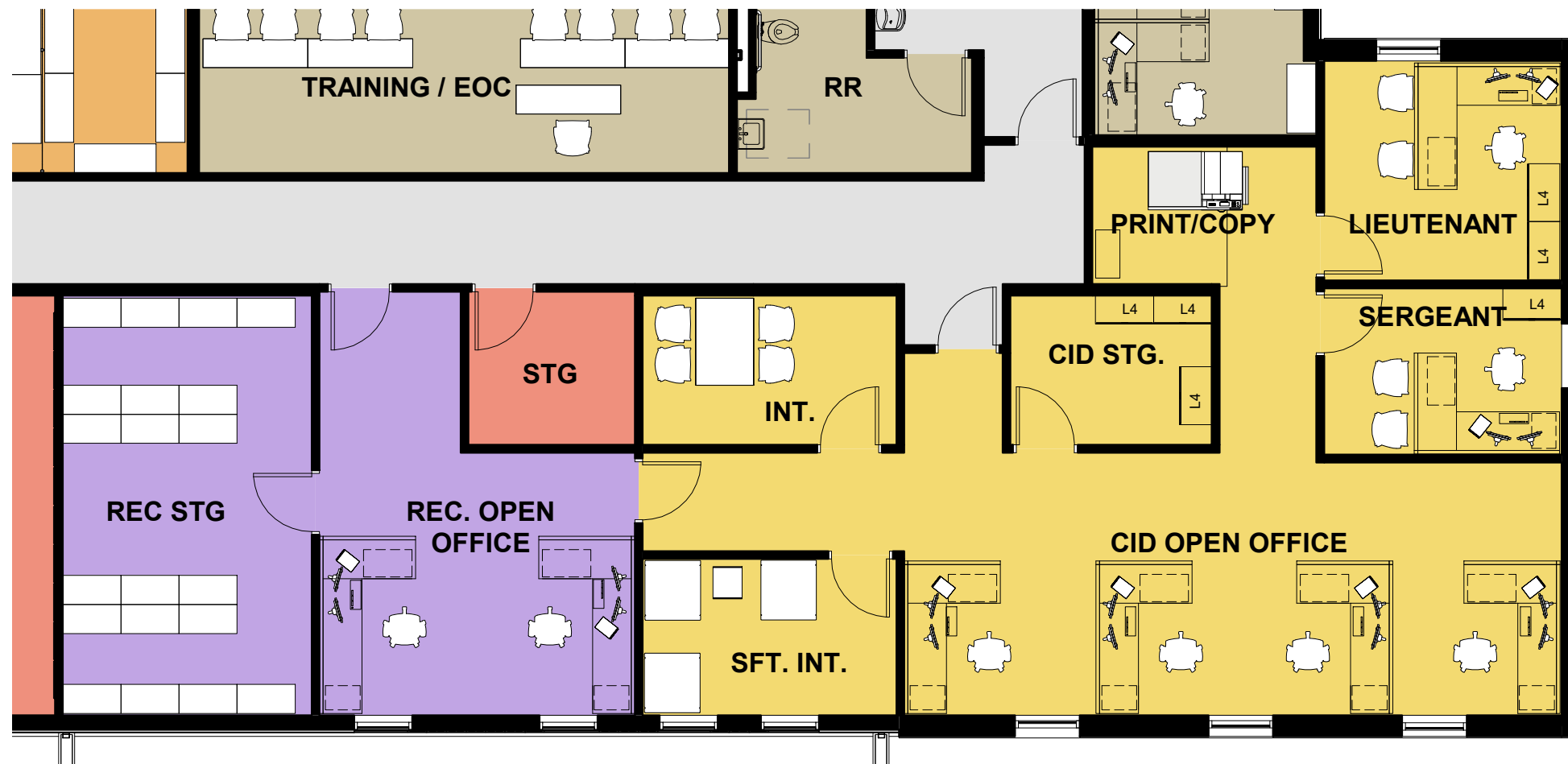
ADMIN




PATROL, SUPPORT SERVICES, & SHELL SPACE



SHARED SERVICES & EVIDENCE



Department Legend

-  ADMIN
-  CID
-  CIRCULATION
-  SHELL SPACE
-  EVIDENCE
-  PATROL
-  PUBLIC AREAS
-  RECORDS
-  SHARED SERVICES
-  SUPPORT SERVICES

CID & RECORDS

TAB 4

Major Building Systems

Design Development

The Design Development (DD) process involved coordination with the design team and Texas State University input through a series of meetings and work sessions. The design team used the design direction developed from the various design solutions presented to the University Core Team during the Schematic Design (SD) workshops. Overall building organization, program size/layout, and architectural design aesthetic were determined, and production of a cohesive model was initiated and coordinated by the team.

Architectural

The proposed building is a one-story structure, approximately 17 feet tall. With roughly 13,840(sf) square feet of gross area, the building will be a conventional steel structure (steel columns, steel beams, joists and metal decking – see Structural Narrative for additional information). Roof structure will be sloping ¼ inch per foot with a central ridge to allow rain drainage towards the North and South Facades.

Drainage will be via external downspouts that will be discharging stormwater to the ground for further redirection of the runoff towards a detention pond at the western end of the site (lower elevation).

The building footprint proposed is a result of the internal functionality and adjacencies of each department within the police operations. As showcased in the floor plan, a primary ring of circulation helps distribute each department within the building.

Staff access is via the backyard patio/courtyard at the western end of the building through the secured parking lot. Primary access for public is at the eastern side of the building from the Speck Garage corner plaza. A colonnade will help direct the public to the main entry, which also has a formal expression for visibility from the corner of Academy Road and Holland Street.

The building facades have a tripartite horizontal layout with heavier materials at the base (stone wainscot), brick at the top, and horizontal banded metal panels that will break up the masonry at irregular intervals. All windows in the masonry will have a stone lintel that extends over the window width, as required by campus standards.

Building materials and architectural style are compliant with current campus standards. Facades are mainly composed of brick, stone and metal panel. Windows are strategically located at office locations to allow as much natural light as possible to the perimeter spaces. These windows will be of modular sizes to match brick coursing.

Building Organization:

The new University Police Department Headquarters will have the following functional areas:

- 1.) Administration – Chief and Captains offices, administration staff offices, conference room and file storage.
- 2.) Public Areas – Community Engagement office, lobby, public restrooms, and Training/Emergency Operations Center (EOC) room.
- 3.) Criminal Investigation Department (CID) – CID staff offices and open offices, copy/work area, storage, 2 interview rooms.

Design Development Submittal

- 4.) Records – records staff workstations and storage room.
- 5.) Support Services – staff offices and open offices.
- 6.) Patrol – staff offices and report writing room
- 7.) Evidence – work room and evidence storage
- 8.) Shared Services – armory, locker room, gym, breakroom, patrol equipment room, recovery room, IT work room, comm room, janitor closet, restroom, loading and storage, and mechanical/electrical rooms.

Materials & Finishes

Exterior:

- Masonry wainscot: Modular honed block - white
- Masonry upper: Brick - Texas State standard color
- Storefront: Aluminum (dark bronze)
- Metal panel walls: Horizontal metal panel system (grey)
Vertical panel system (Texas State maroon) as accents at windows and on canopies
- Roof: Single-ply system in Texas State maroon.
- Paving: Campus standard pedestrian pavers on concrete near garage, broom-finished concrete in all other areas

Interior:

- Floors: Walk-off mat carpet tile in entry vestibule;
Luxury vinyl tile (wood-look) in offices, corridors and public spaces
Vinyl composite tile in storage spaces, utility, and lockers
Ceramic tile in restrooms and showers
Sealed concrete in gym, loading/storage, and mechanical
- Walls: Painted gypsum board with accent color walls in various places
Ceramic tiles on wet walls in restrooms and showers
Floor to ceiling mirrors on one wall of gym
- Ceiling: Painted exposed structure in entry vestibule, utility, and loading/storage
Painted gypsum board in restrooms and showers
Acoustic ceiling tiles in all other spaces
- Casework: Plastic laminate base cabinet with solid surface countertop in conference, workroom, and mail area
Plastic laminate upper and base cabinets with solid surface countertop in breakroom
Plastic laminate shelves in patrol equipment, records, evidence and janitor
Heavy-duty metal shelves and racks in armory
- Windows: Aluminum storefront pass-through windows in lobby
- Window Treatment: Aluminum blinds in offices and corridors
- Doors: Painted hollow metal doors and frames, hardware per Texas State standards

Design Development Submittal



Structural Systems

General

The structural design is in accordance with the 2015 International Building Code and ASEC 7-10 for seismic and wind loadings. Where structural requirement differs, the more stringent criterion is utilized in the contract documents and specifications.

Structural Framing and Foundation

The foundations are soil supported concrete grade beams with mild reinforcing. Column foundations are shallow widened grade beams with mild reinforcing. The floor framing for the roof consists of a Type B Roof Deck on pre-fabricated, pre-engineered, open web steel joists bearing on perimeter steel framing. The roof level is framed and detailed with a slope; this limits the use of tapered insulation and the crickets to achieve the required cross-slope. The roof gravity system is framed with steel tube columns. Main lateral load resisting system is a steel braced frame system using steel tubes as braces and braced frame columns. The perimeter columns are steel tubes and steel wide flange columns. Four braced frames are required in each direction of the structure to resist lateral loads.

Mechanical Systems

All mechanical systems are designed consistent with the Texas State University Standards, ASHRAE Standards, and the requirements of the International Mechanical Code. The new mechanical system complies with the following codes and standards:

- 2015 - International Building Code
 - 2015 - International Mechanical Code
 - 2015 - International Energy Code
 - 2015 - NFPA 101 Life Safety Code
 - 2013 - ASHRAE 90.1 State Energy Code
 - 2013 – ASHRAE 62.1 Ventilation for Acceptable Indoor Air Quality
 - NFPA Applicable Codes
 - Texas State Construction Standards Version 2020
- Codes include all recent amendments

The approximate cooling/heating loads of the new Texas State University Police Building is 50 tons cooling and 360 MBH heating.

Heating and cooling to the new Texas State University Police Building is provided with a variable refrigerant flow (VRF) system. Fan coil units and ceiling cassettes are provided throughout the building to ensure proper zoning for optimal group thermal comfort. The outdoor heat pump units are located within an enclosed courtyard south of the building.

Ventilation air required to each space is ducted separately into each space via packaged dedicated outdoor air unit (DOAU). Outside air ventilation rates is in accordance with the International Mechanical Code or ASHRAE 62.1-2013, whichever one is more stringent.

The DOAU is a semi-custom air handler. The units are located within an enclosed courtyard along the south perimeter of the building. Consideration for service and maintenance of the components of the air handling units is given in establishing the mechanical room layout.

Building Management System (BMS) / Building Automation System (BAS) / Direct Digital Control Systems (DDCS)

The BMS is a combination of a DDCS for the Dedicated Outside Air Unit (DOAU) provided by the Original Equipment Manufacturer (OEM), a DDCS for the Variable Refrigerant Flow Units (VRFUs) provided by the OEM, Operator Interfaces (OIs) for each system complete with BACnet/IP gateways provided by the respective OEM, a Siemens BAS building network connection controller, and all associated network connection work including all required scope of work at the TXSTU central operations Wide Area Network (WAN) headquarters servers / Human Machine Interfaces (HMIs).

The new BMS resides on the new designated Local Area Network (LAN) within the building. The new BAS connects the BMS to the campus WAN through a static I/P drop provided by TXSTU IT Department. The building has a local operators workstation for the BAS located within the building.

Electrical Systems

This section of the Basis of Design (BOD) document provides an overview of the proposed electrical system, equipment, materials, and associated design criteria for the University Police Department facility at the Texas State University, San Marcos campus.

The new electrical system complies with the following codes and standards:

2015-International Building Code

2017-National Electrical Code

2015-NFPA 101 Life Safety Code

2015-IECC State Energy Code

Illuminating Engineering Society of North America (IESNA) – Tenth Edition

Texas State Construction Standards

Codes include all recent amendments.

The site is served from Texas State Utilities 12470/3ph.V primary system.

The anticipated gross square footage of the facility is 13,840 SQ-FT. Utilizing 1 3kVA/SQ-FT total estimated connected electrical load is 180 kVA, 498-amps. the main switchboard is 208/120V 3PH. 4W, 800A MLO distribution board.

A new 208/120V, 3-phase, 4-wire 250kVA Diesel generator is provided to serve the entire facility. There is one automatic transfer switch provided 800A, 208/120V, 3ph, 4W, 4P open transition.

Interior spaces in the building are provided with lighting fixtures designed to enhance the aesthetics and to provide adequate illumination levels. Interior lighting fixtures utilize an LED light sources. Maintained emergency lighting levels are not be less than 1 foot-candle average. The minimum emergency lighting level is 0.1 foot-candle, and the maximum-to-minimum foot-candle ratio does not exceed 40:1. In all required spaces, a non-networked standalone lighting control system is specified.

The Lightning Protection System is a UL 96A Master Labeled for a complete master labeled system.

Plumbing Systems

The plumbing systems are designed in compliance with the 2015 Uniform Plumbing Code and International Energy Conservation Code in compliance with the Texas State University Construction Standards, as well as the American Society of Plumbing Engineers (ASPE) Guidelines.

Domestic cold and hot water systems are piped to all plumbing fixtures in the facility and include backflow protection. At the main entry, Reduced-Pressure-Zone (RPZ) type backflow preventers are provided in parallel.

Domestic water piping is provided with shutoff valves for isolation of piping sections for maintenance and repair. Valves Nominal Pipe Size (NPS) 2 and smaller are two-piece, full-port ball valves. Valves NPS 2-1/2 and larger are butterfly valves. Shock arrestors are included in the water lines serving fixtures or equipment that utilize quick-closing valves.

Sanitary waste and vent systems are piped to all plumbing fixtures in the facility. Floor drains in restroom areas and floor drains and floor sinks in mechanical rooms are served by trap primers. Domestic cold water and sanitary waste piping are extended to five feet outside the building perimeter for connection to the site utilities by the site work contractor. Stormwater piping from the building is surface drained from exterior gutters.

Domestic cold and hot water piping is type “L” copper water tube with either soldered joints or press-fit joints. Piping is provided with fiberglass insulation with all-service jacketing.

Underground waste and vent piping is service weight hub and spigot cast iron and is assembled with hubbed and gasketed fittings. Above ground waste and vent piping is hubless, cast-iron soil pipe and fittings and is assembled with either model Hi-Torq 125 couplings or heavy-duty hubless-piping couplings and coupled joints.

Water closets are white vitreous china with 1.28 Gallons Per Flush (GPF) flush valves. Lavatories are white vitreous china, with 0.25 Gallon Per Cycle, manual metering type faucets. Sinks are 18-gauge stainless steel, with 1.5 Gallon Per Minute (GPM) aerators on the faucets. Shower heads include 1.75 GPM shower heads. Primary plumbing fixtures are the products of one manufacturer. Drinking fountains are duplex, high-low, 8 Gallon Per Hour (GPH) coolers with bottle filling stations. Service sinks are floor mounted. Hose bibbs are provided in restrooms and mechanical rooms. Non-freeze wall-hydrants are provided at select locations around the exterior of the building.

Domestic water is softened prior to it entering the water heating system. An RPZ is provided upstream of the water softeners. Domestic hot water is then provided by a commercial, electric, storage-type water heater. A hot water circulation system with thermostatic mixing valve distributes hot water throughout the building. Circulation pumps are provided with aquastat and timer controls. At public lavatories, hot water is circulated to within 2 inches of the lavatory supply stops.

Design Development Submittal

Fire Suppression System

An automatic fire-sprinkler system is not provided for this building.

Fire Alarm System

A new automatic, addressable fire-alarm system is provided throughout the facility.

The design team designed and specified a Fire Alarm System by which a complete system can be planned and installed by the Fire Alarm Contractor, in accordance with Texas law. Specified in the Contract Documents are the applicable prescriptive codes and standards; the occupancy for each space; the function, performance, and operation of the systems and system components; any requirements desired above the specified minimum code or standard; and the desired location of major equipment and any other aesthetic criteria.

The system is specified and designed in compliance with the International Fire Code (2015 Ed.), NFPA 101 (2015 Ed.), NFPA 72 (2013 Ed.), NFPA 70 Article 760 (2017 Ed.), and Texas State University Construction Standards.

Features of the system include audible voice/alarm notification throughout; visual notification throughout all public and common use spaces, as well as support spaces not defined as machinery spaces by TAS; manual pull stations next to each ground-floor public exit; smoke detectors above primary and remote battery supply fire-alarm panels, in storage rooms, and in corridors; heat detectors in break rooms; duct smoke detectors; and HVAC shutdown.

The system utilizes an addressable Fire Alarm Control Panel (FACP) with voice communications module and includes remote monitoring of the system by the EST FireWorks campus monitoring system. Pathways are Class A for Signaling Line Circuits (SLC) and Class B for Initiation Device Circuits (IDC) and Notification Appliance Circuits (NAC). A remote annunciator panel is provided at entrances facing fire department vehicle access where the FACP is not located.

Hardscape and Plaza Materials

Hardscape materials are durable and complement the building architecture as well as the Campus as a whole.

New paving is standard, broom-finished concrete. Retaining walls at the front of the building are cast-in-place concrete. Retaining walls at the back of the building are the Campus Standard segmental block walls.

Site furniture selected follows the Texas State University Campus Standard for furniture, including trash and recycling receptacles picnic tables shall be provided in the 'Backyard'. Quarried limestone blocks shall be located along the Academy sidewalk to provide seating as well as a vehicular barrier for the building.

Existing Campus Standard pedestrian poles along Academy are preserved. Lighting along new sidewalks is the Campus Standard pedestrian pole and fixture. Lighting in the parking lot is the Campus Standard parking lot pole and fixture.

Landscape Materials

Selected plant materials are drought tolerant 65 gallon container trees and Ornamental trees will be 45 gallon container trees. Landscape planting around the building is a combination of 1 to 5 gallon shrubs and groundcovers. Bed preparation for new landscape areas consists of 12" to 15" of amended soils with 3" of hardwood mulch. Areas under the large existing trees receive new mulch beds, approximately 6' in diameter. A 2' wide gravel maintenance band is provided between the building and all planting areas. A 1' wide concrete maintenance band is provided between the building and all lawn areas. Lawn areas are separated from planting beds with steel edging. Lawn areas within the project boundary shall be solid sod. In sunny exposures the sod shall be Tex-Turf 10 Bermuda; in shady exposures the sod shall be Jamur Zoysia.

Irrigation System

New irrigation will be required for new trees and landscape planting in this area. The existing irrigation adjacent to the project site shall be modified as necessary to accommodate the new building, walks, and other construction.

The irrigation system incorporates all the Campus irrigation standards. Drip irrigation is used for all landscape planting areas. All newly planted trees have bubblers (two bubblers per shade tree, one bubbler per ornamental tree). Any lawn areas are irrigated using spray heads unless they are small or narrow areas, in which case they will be irrigated using drip irrigation. Each type of landscape area is zoned separately; landscape areas separate from lawn areas, etc. A new campus standard irrigation controller will be installed as part of this scope so that the irrigation can be connected to the Campus Central Control system.

TAB 5

Detailed Cost Estimate

Detailed Cost Estimate:

The design team and the construction manager at risk (CMAR) has provided independent probable construction cost estimates based on the 100% Design Development Documents. These estimates were produced simultaneously, but independently from each other. The estimates were then compared and the differences between the two have been reconciled in agreement with both the design team estimator and the CMAR estimator. The following estimates are the reconciled and agreed upon versions of the two. The two estimates are within 3% of each other and within the Construction Cost Limit (CCL) of \$6,547,000.00.

Design team independent estimate



Client: Texas State University
Project: University Police Department
Location: San Marcos, TX
Date: 6-Jul-20
Phase: 100% DD Estimate

| COST SUMMARY SHEET | | Project SF: | 13,840 |
|---|---------|---------------|-----------------------|
| Direct Construction Costs | | \$/SF | |
| 01 General Requirements | \$17.40 | \$240,800.00 | |
| 03 Concrete | \$26.23 | \$363,061.08 | |
| 04 Masonry | \$16.06 | \$222,307.80 | |
| 05 Metals | \$33.10 | \$458,140.15 | |
| 06 Carpentry | \$10.87 | \$150,454.02 | |
| 07 Exterior Closure | \$34.17 | \$472,893.20 | |
| 08 Openings | \$23.43 | \$324,317.50 | |
| 09 Finishes | \$32.56 | \$450,579.16 | |
| 10 Misc | \$5.18 | \$71,646.25 | |
| 11 Equipment | \$0.00 | \$0.00 | |
| 12 Furnishings | \$1.09 | \$15,130.00 | |
| 21 Fire Sprinkler | \$0.00 | \$0.00 | |
| 22 Plumbing | \$12.70 | \$175,747.00 | |
| 23 HVAC | \$39.24 | \$543,029.50 | |
| 26 Electrical Systems | \$44.65 | \$617,943.75 | |
| 27 Communications | \$7.34 | \$101,592.50 | |
| 28 Security | \$3.74 | \$51,794.50 | |
| 31 Earthwork | \$10.28 | \$142,260.30 | |
| 32 Exterior Improvements | \$31.51 | \$436,139.63 | |
| 33 Site Utilities | \$11.31 | \$156,479.05 | |
| Direct Construction Costs Subtotal | | | \$4,994,315.38 |
| Indirect Costs | | Factor | |
| CM Contingency | 3.00% | \$149,829.46 | |
| Gen Cond/Bonds/Ins | 13.95% | \$890,774.83 | |
| Fee | 5.49% | \$350,563.00 | |
| Indirect Costs Subtotal | | | \$1,391,167.29 |
| ESTIMATE GRAND TOTAL | | | \$6,385,482.67 |

Design Development Submittal



| JOB NAME: University Police Department | | | | LABOR | | | | MATERIAL | | EQUIPMENT | | SUB | TOTAL | |
|--|----------------------------------|------------------------|------|--------|-------------------|------------------|-----------------|-------------|-------------|----------------|-------------|-----------------|---------------|----------------------------------|
| DIVISION | ITEM DESCRIPTION | NOTES | Unit | Qty | LABOR HOURLY RATE | MAN HRS PER UNIT | TOTAL MAN HOURS | LABOR TOTAL | MATERIAL | MATERIAL TOTAL | EQUIPMENT | EQUIPMENT TOTAL | SUBCONTRACTOR | MAT/LAB/EQUIP |
| 1 | GENERAL REQUIREMENTS | | | | | | | | | | | | | |
| | GENERAL CONDITIONS | | | | | | | | | | | | | |
| | Safety Allowance | | MO | 11 | | | 0 | \$0.00 | | \$0.00 | \$2,500.00 | \$27,500.00 | | \$27,500.00 |
| | Survey and Layout | | LS | 1 | | | 0 | \$0.00 | | \$0.00 | \$80,000.00 | \$80,000.00 | | \$80,000.00 |
| | Project Signage | | LS | 1 | | | 0 | \$0.00 | | \$0.00 | \$2,500.00 | \$2,500.00 | | \$2,500.00 |
| | Daily and Final Cleaning | | LS | 1 | | | 0 | \$0.00 | | \$0.00 | \$25,000.00 | \$25,000.00 | | \$25,000.00 |
| | Small Tools Allowance | | MO | 11 | | | 0 | \$0.00 | | \$0.00 | \$2,500.00 | \$27,500.00 | | \$27,500.00 |
| | Temp Fencing | | LF | 1400 | | | 0 | \$0.00 | | \$0.00 | \$12.00 | \$16,800.00 | | \$16,800.00 |
| | Traffic Control Allowance | | LS | 1 | | | 0 | \$0.00 | | \$0.00 | \$15,000.00 | \$15,000.00 | | \$15,000.00 |
| | Covid Precautions | | MO | 11 | | | 0 | \$0.00 | | \$0.00 | \$1,500.00 | \$16,500.00 | | \$16,500.00 |
| | Allowance For Mockups | | LS | 1 | \$10,000.00 | 1 | 1 | \$10,000.00 | \$20,000.00 | \$20,000.00 | | \$0.00 | | \$30,000.00 |
| | | | | | | | | | | | | | | |
| | | | | | | | | | | | | | | GENERAL CONDITIONS \$ 240,800.00 |
| 3 | CONCRETE | | | | | | | | | | | | | |
| | BUILDING CONCRETE | | | | | | | | | | | | | |
| | Concrete | Beams | CY | 227 | \$200.00 | 1 | 227 | \$45,400.00 | \$190.00 | \$43,130.00 | \$40.00 | \$9,080.00 | | \$97,610.00 |
| | Concrete | Slabs | CY | 258 | \$200.00 | 1 | 258 | \$51,600.00 | \$190.00 | \$49,020.00 | \$40.00 | \$10,320.00 | | \$110,940.00 |
| | Concrete | Footings | CY | 32 | \$200.00 | 1 | 32 | \$6,400.00 | \$190.00 | \$6,080.00 | \$40.00 | \$1,280.00 | | \$13,760.00 |
| | Concrete | Sidewalks | CY | 17 | \$200.00 | 1 | 17 | \$3,400.00 | \$200.00 | \$3,400.00 | | \$0.00 | | \$6,800.00 |
| | Concrete | Sidewalks- Specialty | CY | 1 | \$400.00 | 1 | 1 | \$400.00 | \$400.00 | \$400.00 | \$10.00 | \$10.00 | | \$810.00 |
| | Concrete | Curbs | CY | 30 | \$200.00 | 1 | 30 | \$6,000.00 | \$200.00 | \$6,000.00 | | \$0.00 | | \$12,000.00 |
| | Concrete | MEP Pads and Misc Pads | CY | 33 | \$200.00 | 1 | 33 | \$6,600.00 | \$200.00 | \$6,600.00 | | \$0.00 | | \$13,200.00 |
| | Retaining Wall at FOB | | CY | 47 | \$200.00 | 1 | 47 | \$9,400.00 | \$200.00 | \$9,400.00 | \$50.00 | \$2,350.00 | | \$21,150.00 |
| | Excavation | | SF | 13919 | \$0.55 | 1 | 13919 | \$7,655.45 | | \$0.00 | \$0.55 | \$7,655.45 | | \$15,310.90 |
| | Sand | | TON | 20 | | 1 | 20 | \$0.00 | \$23.50 | \$470.00 | | \$0.00 | | \$470.00 |
| | Haul Spoils | | LD | 35 | | 1 | 35 | \$0.00 | | \$0.00 | \$300.00 | \$10,500.00 | | \$10,500.00 |
| | Subcontractor Markup | | LS | 1 | | | 0 | \$0.00 | | \$0.00 | | \$0.00 | \$60,510.18 | \$60,510.18 |
| | | | | | | | | | | | | | | |
| | | | | | | | | | | | | | | CONCRETE \$ 363,061.08 |
| 4 | MASONRY | | | | | | | | | | | | | |
| | Brick | Ext Walls | SF | 3645 | \$13.00 | 1 | 3645 | \$47,385.00 | \$13.00 | \$47,385.00 | | \$0.00 | | \$94,770.00 |
| | Block | Wainscot | SF | 1032 | \$15.00 | 1 | 1032 | \$15,480.00 | \$15.00 | \$15,480.00 | | \$0.00 | | \$30,960.00 |
| | Stone Sill | | LF | 300 | \$8.00 | 1 | 300 | \$2,400.00 | \$18.00 | \$5,400.00 | | \$0.00 | | \$7,800.00 |
| | Stone Window Caps | | LF | 440 | \$13.00 | 1 | 440 | \$5,720.00 | \$35.00 | \$15,400.00 | | \$0.00 | | \$21,120.00 |
| | Scaffold | | CSF | 47 | \$199.00 | 1 | 47 | \$9,353.00 | | \$0.00 | \$149.00 | \$7,003.00 | | \$16,356.00 |
| | Subcontractor Markup | | LS | 1 | | | 0 | \$0.00 | | \$0.00 | | \$0.00 | \$51,301.80 | \$51,301.80 |
| | | | | | | | | | | | | | | |
| | | | | | | | | | | | | | | MASONRY \$ 222,307.80 |
| 5 | METALS | | | | | | | | | | | | | |
| | COLD FORMED METAL FRAMING | | | | | | | | | | | | | |
| | 3" Metal Stud | | LF | 26760 | | | 0 | \$0.00 | \$0.69 | \$18,464.40 | | \$0.00 | | \$18,464.40 |
| | 6" metal Stud | | LF | 9124 | | | 0 | \$0.00 | \$0.78 | \$7,116.72 | | \$0.00 | | \$7,116.72 |
| | Frame Walls | | HR | 252 | \$140.00 | 1 | 252 | \$35,280.00 | | \$0.00 | | \$0.00 | | \$35,280.00 |
| | Materials | | LF | 2355 | | | 0 | \$0.00 | \$0.56 | \$1,318.80 | | \$0.00 | | \$1,318.80 |
| | Lifts | | MO | 3 | | | 0 | \$0.00 | | \$0.00 | \$1,900.00 | \$5,700.00 | | \$5,700.00 |
| | Subcontractor Markup | | LS | 1 | | | 0 | \$0.00 | | \$0.00 | | \$0.00 | \$20,363.98 | \$20,363.98 |
| | | | | | | | | | | | | | | |
| | STRUCTURAL STEEL | | | | | | | | | | | | | |
| | Columns | | TON | 5.248 | | | 0 | \$0.00 | \$2,100.00 | \$11,020.80 | | \$0.00 | | \$11,020.80 |
| | Beams | | TON | 24.513 | | | 0 | \$0.00 | \$2,100.00 | \$51,477.30 | | \$0.00 | | \$51,477.30 |
| | Decking | | SF | 14056 | | | 0 | \$0.00 | \$5.95 | \$83,633.20 | | \$0.00 | | \$83,633.20 |
| | Joists | | TON | 9.067 | | | 0 | \$0.00 | \$2,100.00 | \$19,040.70 | | \$0.00 | | \$19,040.70 |
| | Crane | | WK | 6 | | | 0 | \$0.00 | | \$0.00 | \$3,900.00 | \$23,400.00 | | \$23,400.00 |
| | Steel Frame Construct | | DAY | 30 | \$3,120.00 | 1 | 30 | \$93,600.00 | | \$0.00 | | \$0.00 | | \$93,600.00 |
| | Subcontractor Markup | | LS | 1 | | | 0 | \$0.00 | | \$0.00 | | \$0.00 | \$70,543.00 | \$70,543.00 |
| | | | | | | | | | | | | | | |
| | MISC METALS | | | | | | | | | | | | | |
| | Site Railing | | LF | 149 | \$25.00 | 1 | 149 | \$3,725.00 | \$45.00 | \$6,705.00 | | \$0.00 | | \$10,430.00 |
| | Site Handrails | | LF | 32 | \$15.00 | 1 | 32 | \$480.00 | \$25.00 | \$800.00 | | \$0.00 | | \$1,280.00 |
| | Ladder | | EA | 1 | \$180.00 | 1 | 1 | \$180.00 | \$950.00 | \$950.00 | | \$0.00 | | \$1,130.00 |
| | Roof Hatch | | EA | 1 | \$180.00 | 1 | 1 | \$180.00 | \$725.00 | \$725.00 | | \$0.00 | | \$905.00 |

| | | | | | | | | | | | | | | |
|----------|-------------------------------------|-------------------------------|----|-------|-------------|---|-------|-------------|-------------|-------------|------------|------------|-------------------------|----------------------|
| | Subcontractor Markup | | LS | 1 | | | 0 | \$0.00 | | \$0.00 | | \$0.00 | \$3,436.25 | \$3,436.25 |
| | | | | | | | | | | | | | METALS | \$ 458,140.15 |
| 6 | CARPENTRY | | | | | | | | | | | | | |
| | ROUGH CARPENTRY | | | | | | | | | | | | | |
| | 2x4 | | LF | 3206 | \$0.75 | 1 | 3206 | \$2,404.50 | \$0.64 | \$2,051.84 | | \$0.00 | | \$4,456.34 |
| | 2x6 | | LF | 1958 | \$0.75 | 1 | 1958 | \$1,468.50 | \$0.75 | \$1,468.50 | | \$0.00 | | \$2,937.00 |
| | Plywood | | SF | 9182 | \$1.25 | 1 | 9182 | \$11,477.50 | \$1.10 | \$10,100.20 | | \$0.00 | | \$21,577.70 |
| | Vbarrier | | SF | 8848 | \$0.37 | 1 | 8848 | \$3,273.76 | \$0.61 | \$5,397.28 | | \$0.00 | | \$8,671.04 |
| | Fasteners | | LS | 1 | | | 0 | \$0.00 | \$1,901.78 | \$1,901.78 | | \$0.00 | | \$1,901.78 |
| | Subcontractor Markup | | LS | 1 | | | 0 | \$0.00 | | \$0.00 | | \$0.00 | \$11,863.16 | \$11,863.16 |
| | FINISH CARPENTRY | | | | | | | | | | | | | |
| | Lavatory Counters | | SF | 24 | \$20.00 | 1 | 24 | \$480.00 | \$68.00 | \$1,632.00 | | \$0.00 | | \$2,112.00 |
| | Install Owner Furnished Shelving | | LF | 92 | \$20.00 | 1 | 92 | \$1,840.00 | | \$0.00 | | \$0.00 | | \$1,840.00 |
| | Built In Wood Shelving | | LF | 66 | \$25.00 | 1 | 66 | \$1,650.00 | \$45.00 | \$2,970.00 | | \$0.00 | | \$4,620.00 |
| | Heavy Duty Plam Shelving | | LS | 1 | \$70.00 | 1 | 1 | \$70.00 | \$180.00 | \$180.00 | | \$0.00 | | \$250.00 |
| | SSteel Counters | | SF | 40 | \$20.00 | 1 | 40 | \$800.00 | \$98.00 | \$3,920.00 | | \$0.00 | | \$4,720.00 |
| | Misc Counters | | SF | 76 | \$20.00 | 1 | 76 | \$1,520.00 | \$68.00 | \$5,168.00 | | \$0.00 | | \$6,688.00 |
| | Lower Cabs | | LF | 74 | \$40.00 | 1 | 74 | \$2,960.00 | \$650.00 | \$48,100.00 | | \$0.00 | | \$51,060.00 |
| | Upper Cabs | | LF | 10 | \$40.00 | 1 | 10 | \$400.00 | \$450.00 | \$4,500.00 | | \$0.00 | | \$4,900.00 |
| | Subcontractor Markup | | LS | 1 | | | 0 | \$0.00 | | \$0.00 | | \$0.00 | \$22,857.00 | \$22,857.00 |
| | | | | | | | | | | | | | CARPENTRY | \$150,454.02 |
| 7 | EXTERIOR CLOSURE | | | | | | | | | | | | | |
| | INSULATION | | | | | | | | | | | | | |
| | 3" Batt Ins | | SF | 25288 | \$0.45 | 1 | 25288 | \$11,379.60 | \$0.39 | \$9,862.32 | | \$0.00 | | \$21,241.92 |
| | 6" Batt Ins | | SF | 8848 | \$0.45 | 1 | 8848 | \$3,981.60 | \$0.59 | \$5,220.32 | | \$0.00 | | \$9,201.92 |
| | Rigid Ins at Ext Walls | | SF | 8848 | \$0.45 | 1 | 8848 | \$3,981.60 | \$0.69 | \$6,105.12 | | \$0.00 | | \$10,086.72 |
| | Subcontractor Markup | | LS | 1 | | | 0 | \$0.00 | | \$0.00 | | \$0.00 | \$10,132.64 | \$10,132.64 |
| | ROOFING | | | | | | | | | | | | | |
| | Flat Roof | Includes 6" Rigid Polyiso Ins | SQ | 153 | \$300.00 | 1 | 153 | \$45,900.00 | \$400.00 | \$61,200.00 | | \$0.00 | | \$107,100.00 |
| | Roof Parapet | | LF | 604 | \$24.00 | 1 | 604 | \$14,496.00 | \$48.00 | \$28,992.00 | | \$0.00 | | \$43,488.00 |
| | Downspouts | | LF | 90 | \$8.00 | 1 | 90 | \$720.00 | \$8.00 | \$720.00 | | \$0.00 | | \$1,440.00 |
| | Scuppers | | EA | 6 | \$45.00 | 2 | 12 | \$540.00 | \$395.00 | \$2,370.00 | | \$0.00 | | \$2,910.00 |
| | Roof Polyiso | | SF | 14000 | \$0.75 | 1 | 14000 | \$10,500.00 | \$1.95 | \$27,300.00 | | \$0.00 | | \$37,800.00 |
| | Concealed Gutter | | LF | 30 | \$8.00 | 1 | 30 | \$240.00 | \$8.00 | \$240.00 | | \$0.00 | | \$480.00 |
| | Splashblocks | | EA | 6 | \$45.00 | 1 | 6 | \$270.00 | \$45.00 | \$270.00 | | \$0.00 | | \$540.00 |
| | Protection Board | | SF | 14000 | \$0.37 | 1 | 14000 | \$5,180.00 | \$0.69 | \$9,660.00 | | \$0.00 | | \$14,840.00 |
| | Subcontractor Markup | | LS | 1 | | | 0 | \$0.00 | | \$0.00 | | \$0.00 | \$52,149.50 | \$52,149.50 |
| | EXTERIOR CLOSURE | | | | | | | | | | | | | |
| | Metal Wall Pnels | W-12 | SF | 477 | \$4.00 | 1 | 477 | \$1,908.00 | \$22.00 | \$10,494.00 | | \$0.00 | | \$12,402.00 |
| | Metal Wall Panels | Matrix 1.0 | SF | 3472 | \$4.00 | 1 | 3472 | \$13,888.00 | \$18.00 | \$62,496.00 | | \$0.00 | | \$76,384.00 |
| | Lifts | | EA | 4 | | | 0 | \$0.00 | | \$0.00 | \$2,100.00 | \$8,400.00 | | \$8,400.00 |
| | Subcontractor Markup | | LS | 1 | | | 0 | \$0.00 | | \$0.00 | | \$0.00 | \$24,296.50 | \$24,296.50 |
| | CAULKING & WATERPROOFING | | | | | | | | | | | | | |
| | Misc | | LS | 1 | \$15,000.00 | 1 | 1 | \$15,000.00 | \$25,000.00 | \$25,000.00 | | \$0.00 | | \$40,000.00 |
| | | | | | | | | | | | | | EXTERIOR CLOSURE | \$ 472,893.20 |
| 8 | OPENINGS | | | | | | | | | | | | | |
| | DOORS/FRAMES & HARDWARE | | | | | | | | | | | | | |
| | Flush Wood/HM Frame | | EA | 46 | \$45.00 | 5 | 230 | \$10,350.00 | \$850.00 | \$39,100.00 | | \$0.00 | | \$49,450.00 |
| | Wood With Single Lite/HM Frame | | EA | 14 | \$45.00 | 5 | 70 | \$3,150.00 | \$1,100.00 | \$15,400.00 | | \$0.00 | | \$18,550.00 |
| | Metal Door With Louver/HM Frame | | EA | 1 | \$45.00 | 5 | 5 | \$225.00 | \$1,100.00 | \$1,100.00 | | \$0.00 | | \$1,325.00 |
| | 3x4 Rollup Door | | EA | 1 | \$90.00 | 2 | 2 | \$180.00 | \$950.00 | \$950.00 | | \$0.00 | | \$1,130.00 |
| | 8x9 OHD | | EA | 1 | \$90.00 | 6 | 6 | \$540.00 | \$1,800.00 | \$1,800.00 | | \$0.00 | | \$2,340.00 |
| | Door Hardware | | EA | 61 | \$45.00 | 2 | 122 | \$5,490.00 | \$650.00 | \$39,650.00 | | \$0.00 | | \$45,140.00 |
| | Subcontractor Markup | | LS | 1 | | | 0 | \$0.00 | | \$0.00 | | \$0.00 | \$35,380.50 | \$35,380.50 |
| | GLAZING | | | | | | | | | | | | | |
| | Exterior Storefront Doors | | EA | 3 | \$1,200.00 | 1 | 3 | \$3,600.00 | \$4,900.00 | \$14,700.00 | | \$0.00 | | \$18,300.00 |
| | Storefront Windows | | SF | 890 | \$25.00 | 1 | 890 | \$22,250.00 | \$85.00 | \$75,650.00 | | \$0.00 | | \$97,900.00 |
| | W01 | | EA | 2 | \$90.00 | 4 | 8 | \$720.00 | \$3,600.00 | \$7,200.00 | | \$0.00 | | \$7,920.00 |
| | W02 | | SF | 16 | \$25.00 | 1 | 16 | \$400.00 | \$85.00 | \$1,360.00 | | \$0.00 | | \$1,760.00 |
| | Rollup Pass Through Windows | | EA | 1 | \$90.00 | 4 | 4 | \$360.00 | \$2,900.00 | \$2,900.00 | | \$0.00 | | \$3,260.00 |
| | Gym Mirrors | | SF | 80 | \$9.00 | 1 | 80 | \$720.00 | \$21.00 | \$1,680.00 | | \$0.00 | | \$2,400.00 |

| | | | | | | | | | | | | | | |
|-----------------|----------------------------|-----------|-------|-------|---------|----|-------|-------------|------------|-------------|------------|------------|--------------------|---------------------|
| | Subcontractor Markup | | LS | 1 | | | 0 | \$0.00 | | \$0.00 | | \$0.00 | \$39,462.00 | \$39,462.00 |
| | | | | | | | | | | | | | OPENINGS | \$324,317.50 |
| 9 | MISC | | | | | | | | | | | | | |
| DRYWALL | | | | | | | | | | | | | | |
| | 4x14 | | Sheet | 1143 | | | 0 | \$0.00 | \$18.48 | \$21,122.64 | | \$0.00 | | \$21,122.64 |
| | Labor to Hang | | Sheet | 1143 | \$17.00 | 1 | 1143 | \$19,431.00 | | \$0.00 | | \$0.00 | | \$19,431.00 |
| | Labor to Tape and Float | | Sheet | 1143 | \$17.00 | 1 | 1143 | \$19,431.00 | \$6.20 | \$7,086.60 | | \$0.00 | | \$26,517.60 |
| | Misc materials | | SF | 64008 | | | 0 | \$0.00 | \$0.28 | \$17,922.24 | | \$0.00 | | \$17,922.24 |
| | Lifts | | EA | 2 | | | 0 | \$0.00 | | \$0.00 | \$1,900.00 | \$3,800.00 | | \$3,800.00 |
| | Subcontractor Markup | | LS | 1 | | | 0 | \$0.00 | | \$0.00 | | \$0.00 | \$26,638.04 | \$26,638.04 |
| CEILINGS | | | | | | | | | | | | | | |
| | Gyp Ceiling | | SF | 1130 | \$2.50 | 1 | 1130 | \$2,825.00 | \$1.75 | \$1,977.50 | | \$0.00 | | \$4,802.50 |
| | ACT Ceilings | | SF | 11024 | \$2.50 | 1 | 11024 | \$27,560.00 | \$6.50 | \$71,656.00 | | \$0.00 | | \$99,216.00 |
| | Subcontractor Markup | | LS | 1 | | | 0 | \$0.00 | | \$0.00 | | \$0.00 | \$31,205.55 | \$31,205.55 |
| FLOORING | | | | | | | | | | | | | | |
| | Tile | | SF | 1174 | \$4.00 | 1 | 1174 | \$4,696.00 | \$6.50 | \$7,631.00 | | \$0.00 | | \$12,327.00 |
| | Vinyl Base | | LF | 4157 | \$1.50 | 1 | 4157 | \$6,235.50 | \$1.65 | \$6,859.05 | | \$0.00 | | \$13,094.55 |
| | Sealed Concrete | | SF | 1126 | \$0.37 | 1 | 1126 | \$416.62 | \$0.31 | \$349.06 | | \$0.00 | | \$765.68 |
| | VCT Flooring | | SF | 2534 | \$1.50 | 1 | 2534 | \$3,801.00 | \$1.95 | \$4,941.30 | | \$0.00 | | \$8,742.30 |
| | Entry Mat | | SF | 71 | \$15.00 | 1 | 71 | \$1,065.00 | \$22.00 | \$1,562.00 | | \$0.00 | | \$2,627.00 |
| | LVT | | SF | 8900 | \$3.00 | 1 | 8900 | \$26,700.00 | \$3.95 | \$35,155.00 | | \$0.00 | | \$61,855.00 |
| | Subcontractor Markup | | LS | 1 | | | 0 | \$0.00 | | \$0.00 | | \$0.00 | \$29,823.46 | \$29,823.46 |
| PAINTING | | | | | | | | | | | | | | |
| | Paint Walls | | SF | 29158 | \$0.60 | 1 | 29158 | \$17,494.80 | \$0.68 | \$19,827.44 | | \$0.00 | | \$37,322.24 |
| | Paint Ceilings | | SF | 2066 | \$0.60 | 1 | 2066 | \$1,239.60 | \$0.68 | \$1,404.88 | | \$0.00 | | \$2,644.48 |
| | Paint Railings | | LF | 181 | \$6.50 | 1 | 181 | \$1,176.50 | \$3.70 | \$669.70 | | \$0.00 | | \$1,846.20 |
| | Paint Doors | | EA | 61 | \$35.00 | 4 | 244 | \$8,540.00 | \$25.00 | \$1,525.00 | | \$0.00 | | \$10,065.00 |
| | Misc Materials | | SF | 31224 | | | 0 | \$0.00 | \$0.08 | \$2,497.92 | | \$0.00 | | \$2,497.92 |
| | Subcontractor Markup | | LS | 1 | | | 0 | \$0.00 | | \$0.00 | | \$0.00 | \$16,312.75 | \$16,312.75 |
| | | | | | | | | | | | | | FINISHES | \$450,579.16 |
| 10 | MISC | | | | | | | | | | | | | |
| | Shower Bench | | EA | 3 | \$45.00 | 1 | 3 | \$135.00 | \$450.00 | \$1,350.00 | | \$0.00 | | \$1,485.00 |
| | Shower Rod and Curtain | | EA | 3 | \$45.00 | 1 | 3 | \$135.00 | \$55.00 | \$165.00 | | \$0.00 | | \$300.00 |
| | PT/Trash Disp | | EA | 6 | \$45.00 | 2 | 12 | \$540.00 | \$295.00 | \$1,770.00 | | \$0.00 | | \$2,310.00 |
| | Mop and Broom Holder | | EA | 1 | \$45.00 | 1 | 1 | \$45.00 | \$40.00 | \$40.00 | | \$0.00 | | \$85.00 |
| | Mirrors | | EA | 6 | \$45.00 | 1 | 6 | \$270.00 | \$125.00 | \$750.00 | | \$0.00 | | \$1,020.00 |
| | Soap Dispensers | | EA | 6 | \$45.00 | 1 | 6 | \$270.00 | \$45.00 | \$270.00 | | \$0.00 | | \$540.00 |
| | Robe Hooks | | EA | 15 | \$45.00 | 1 | 15 | \$675.00 | \$15.00 | \$225.00 | | \$0.00 | | \$900.00 |
| | Locker Room benches | | EA | 8 | \$45.00 | 3 | 24 | \$1,080.00 | \$450.00 | \$3,600.00 | | \$0.00 | | \$4,680.00 |
| | San Napkin Dispensers | | EA | 6 | \$45.00 | 1 | 6 | \$270.00 | \$65.00 | \$390.00 | | \$0.00 | | \$660.00 |
| | Toilet Tissue Disp | | EA | 6 | \$45.00 | 1 | 6 | \$270.00 | \$30.00 | \$180.00 | | \$0.00 | | \$450.00 |
| | Grab Bars | | EA | 18 | \$45.00 | 1 | 18 | \$810.00 | \$60.00 | \$1,080.00 | | \$0.00 | | \$1,890.00 |
| | Baby Changing | | EA | 1 | \$45.00 | 2 | 2 | \$90.00 | \$300.00 | \$300.00 | | \$0.00 | | \$390.00 |
| | Training White Boards | | EA | 3 | \$90.00 | 1 | 3 | \$270.00 | \$300.00 | \$900.00 | | \$0.00 | | \$1,170.00 |
| | Fire Extinguishers | | EA | 2 | \$45.00 | 1 | 2 | \$90.00 | \$125.00 | \$250.00 | | \$0.00 | | \$340.00 |
| | Int Signage Allowance | | EA | 1 | \$45.00 | 16 | 16 | \$720.00 | \$2,500.00 | \$2,500.00 | | \$0.00 | | \$3,220.00 |
| | Lockers | | EA | 59 | \$90.00 | 1 | 30 | \$2,655.00 | \$125.00 | \$7,375.00 | | \$0.00 | | \$10,030.00 |
| | Police Letters Large | | EA | 12 | \$45.00 | 2 | 18 | \$810.00 | \$295.00 | \$3,540.00 | | \$0.00 | | \$4,350.00 |
| | Texas Star Large | | EA | 1 | \$90.00 | 1 | 1 | \$90.00 | \$2,500.00 | \$2,500.00 | | \$0.00 | | \$2,590.00 |
| | Heavy Duty Ammo Shelving | | LF | 10 | \$15.00 | 1 | 10 | \$150.00 | \$45.00 | \$450.00 | | \$0.00 | | \$600.00 |
| | Wire Mesh Cages With Gates | | EA | 5 | \$90.00 | 8 | 40 | \$3,600.00 | \$2,300.00 | \$11,500.00 | | \$0.00 | | \$15,100.00 |
| | Corner Guards | | EA | 37 | \$45.00 | 1 | 19 | \$832.50 | \$25.00 | \$925.00 | | \$0.00 | | \$1,757.50 |
| | SS Thru Lockers | | EA | 4 | \$45.00 | 2 | 6 | \$270.00 | \$150.00 | \$600.00 | | \$0.00 | | \$870.00 |
| | Drug Drop Box | | EA | 1 | \$45.00 | 2 | 2 | \$90.00 | \$285.00 | \$285.00 | | \$0.00 | | \$375.00 |
| | Subcontractor Markup | | LS | 1 | | | 0 | \$0.00 | | \$0.00 | | \$0.00 | \$16,533.75 | \$16,533.75 |
| | | | | | | | | | | | | | MISC | \$71,646.25 |
| 12 | FURNISHINGS | | | | | | | | | | | | | |
| | Window Shades and Blinds | Allowance | SF | 890 | \$2.50 | 2 | 1780 | \$4,450.00 | \$12.00 | \$10,680.00 | | \$0.00 | | \$15,130.00 |
| | | | | | | | | | | | | | FURNISHINGS | \$15,130.00 |
| 22 | PLUMBING | | | | | | | | | | | | | |

| | | | | | | | | | | | | | |
|---|-------------------|----|-------|------------|----|-------|-------------|-------------|--------------|---------|-------------|--------------|---------------------|
| WC1 | | EA | 6 | | | 0 | \$0.00 | \$900.00 | \$5,400.00 | | \$0.00 | | \$5,400.00 |
| L2 | | EA | 3 | | | 0 | \$0.00 | \$450.00 | \$1,350.00 | | \$0.00 | | \$1,350.00 |
| SK1 | | EA | 1 | | | 0 | \$0.00 | \$650.00 | \$650.00 | | \$0.00 | | \$650.00 |
| L1 | | EA | 3 | | | 0 | \$0.00 | \$650.00 | \$1,950.00 | | \$0.00 | | \$1,950.00 |
| SH1 | | EA | 3 | | | 0 | \$0.00 | \$1,800.00 | \$5,400.00 | | \$0.00 | | \$5,400.00 |
| FD1 | | EA | 7 | | | 0 | \$0.00 | \$165.00 | \$1,155.00 | | \$0.00 | | \$1,155.00 |
| EWC1 | | EA | 1 | | | 0 | \$0.00 | \$3,500.00 | \$3,500.00 | | \$0.00 | | \$3,500.00 |
| MS1 | | EA | 1 | | | 0 | \$0.00 | \$650.00 | \$650.00 | | \$0.00 | | \$650.00 |
| HBNF | | EA | 2 | | | 0 | \$0.00 | \$65.00 | \$130.00 | | \$0.00 | | \$130.00 |
| WH1 | | EA | 1 | | | 0 | \$0.00 | \$2,400.00 | \$2,400.00 | | \$0.00 | | \$2,400.00 |
| ET1 | | EA | 1 | | | 0 | \$0.00 | \$460.00 | \$460.00 | | \$0.00 | | \$460.00 |
| WYCOWCO | | EA | 3 | | | 0 | \$0.00 | \$125.00 | \$375.00 | | \$0.00 | | \$375.00 |
| HBNF | | EA | 1 | | | 0 | \$0.00 | \$65.00 | \$65.00 | | \$0.00 | | \$65.00 |
| FS1 | | EA | 1 | | | 0 | \$0.00 | \$650.00 | \$650.00 | | \$0.00 | | \$650.00 |
| WS1 | | EA | 1 | | | 0 | \$0.00 | \$5,000.00 | \$5,000.00 | | \$0.00 | | \$5,000.00 |
| TMV1 | | EA | 1 | | | 0 | \$0.00 | \$3,900.00 | \$3,900.00 | | \$0.00 | | \$3,900.00 |
| P1 | | EA | 1 | | | 0 | \$0.00 | \$405.00 | \$405.00 | | \$0.00 | | \$405.00 |
| Rough/Waste Vent | | EA | 37 | \$2,100.00 | 1 | 37 | \$77,700.00 | \$650.00 | \$24,050.00 | | \$0.00 | | \$101,750.00 |
| Subcontractor Markup | | LS | 1 | | | 0 | \$0.00 | | \$0.00 | | \$0.00 | \$40,557.00 | \$40,557.00 |
| PLUMBING | | | | | | | | | | | | | \$175,747.00 |
| 23 | HVAC | | | | | | | | | | | | |
| VRF Units | | EA | 41 | \$120.00 | 4 | 164 | \$19,680.00 | \$4,900.00 | \$200,900.00 | | \$0.00 | | \$220,580.00 |
| Relief Hood W Motorized Damper | | EA | 1 | \$120.00 | 2 | 2 | \$240.00 | \$2,700.00 | \$2,700.00 | | \$0.00 | | \$2,940.00 |
| Refrigerant Piping | | LF | 2600 | \$12.00 | 1 | 2600 | \$31,200.00 | \$22.00 | \$57,200.00 | | \$0.00 | | \$88,400.00 |
| CU1 | | EA | 1 | \$120.00 | 4 | 4 | \$480.00 | \$1,800.00 | \$1,800.00 | | \$0.00 | | \$2,280.00 |
| HP 1 | | EA | 1 | \$120.00 | 4 | 4 | \$480.00 | \$2,000.00 | \$2,000.00 | | \$0.00 | | \$2,480.00 |
| HP2 | | EA | 1 | \$120.00 | 4 | 4 | \$480.00 | \$2,000.00 | \$2,000.00 | | \$0.00 | | \$2,480.00 |
| DOAU-1 | | EA | 1 | \$240.00 | 8 | 8 | \$1,920.00 | \$4,400.00 | \$4,400.00 | | \$0.00 | | \$6,320.00 |
| EF's | | EA | 10 | \$60.00 | 2 | 20 | \$1,200.00 | \$275.00 | \$2,750.00 | | \$0.00 | | \$3,950.00 |
| UH-1 | | EA | 1 | \$120.00 | 4 | 4 | \$480.00 | \$1,500.00 | \$1,500.00 | | \$0.00 | | \$1,980.00 |
| AC-1 | | EA | 1 | \$120.00 | 4 | 4 | \$480.00 | \$1,800.00 | \$1,800.00 | | \$0.00 | | \$2,280.00 |
| Registers | | EA | 71 | \$60.00 | 2 | 142 | \$8,520.00 | \$125.00 | \$8,875.00 | | \$0.00 | | \$17,395.00 |
| Ductwork | | LF | 990 | \$15.00 | 1 | 990 | \$14,850.00 | \$22.00 | \$21,780.00 | | \$0.00 | | \$36,630.00 |
| Controls | | LS | 1 | | | 0 | \$0.00 | | \$0.00 | | \$0.00 | \$25,000.00 | \$25,000.00 |
| Test and Balance | | LS | 1 | | | 0 | \$0.00 | | \$0.00 | | \$0.00 | \$2,500.00 | \$2,500.00 |
| Commisioning | | LS | 1 | | | 0 | \$0.00 | | \$0.00 | | \$0.00 | \$2,500.00 | \$2,500.00 |
| Subcontractor Markup | | LS | 1 | | | 0 | \$0.00 | | \$0.00 | | \$0.00 | \$125,314.50 | \$125,314.50 |
| HVAC | | | | | | | | | | | | | \$543,029.50 |
| 26 | ELECTRICAL | | | | | | | | | | | | |
| Undefined Scope | SF Adder | SF | 13840 | \$4.00 | 1 | 10380 | \$41,520.00 | \$4.00 | \$55,360.00 | | \$0.00 | | \$96,880.00 |
| Devices | | EA | 498 | \$60.00 | 1 | 374 | \$22,410.00 | \$45.00 | \$22,410.00 | | \$0.00 | | \$44,820.00 |
| Fixtures | | EA | 263 | \$60.00 | 2 | 395 | \$23,670.00 | \$125.00 | \$32,875.00 | | \$0.00 | | \$56,545.00 |
| MV Switchgear | | EA | 1 | \$120.00 | 24 | 24 | \$2,880.00 | \$6,500.00 | \$6,500.00 | | \$0.00 | | \$9,380.00 |
| Service Transformer | | EA | 1 | \$120.00 | 24 | 24 | \$2,880.00 | \$2,200.00 | \$2,200.00 | | \$0.00 | | \$5,080.00 |
| Generator | | EA | 1 | \$120.00 | 16 | 16 | \$1,920.00 | \$10,000.00 | \$10,000.00 | | \$0.00 | | \$11,920.00 |
| Panel A1 | | EA | 1 | \$60.00 | 12 | 12 | \$720.00 | \$1,800.00 | \$1,800.00 | | \$0.00 | | \$2,520.00 |
| Panel MDP | | EA | 1 | \$60.00 | 12 | 12 | \$720.00 | \$2,400.00 | \$2,400.00 | | \$0.00 | | \$3,120.00 |
| Panel C1 | | EA | 1 | \$60.00 | 12 | 12 | \$720.00 | \$1,500.00 | \$1,500.00 | | \$0.00 | | \$2,220.00 |
| Panel B1 | | EA | 1 | \$60.00 | 12 | 12 | \$720.00 | \$1,800.00 | \$1,800.00 | | \$0.00 | | \$2,520.00 |
| AV Rack | | EA | 2 | \$120.00 | 1 | 2 | \$240.00 | \$500.00 | \$1,000.00 | | \$0.00 | | \$1,240.00 |
| 15A CB | | EA | 1 | \$60.00 | 1 | 1 | \$60.00 | \$150.00 | \$150.00 | | \$0.00 | | \$210.00 |
| 60a CB | | EA | 2 | \$60.00 | 1 | 2 | \$120.00 | \$250.00 | \$500.00 | | \$0.00 | | \$620.00 |
| 30a CB | | EA | 1 | \$60.00 | 1 | 1 | \$60.00 | \$200.00 | \$200.00 | | \$0.00 | | \$260.00 |
| 100a CB | | EA | 1 | \$60.00 | 1 | 1 | \$60.00 | \$400.00 | \$400.00 | | \$0.00 | | \$460.00 |
| Parking Lot Lighting | | EA | 6 | \$2,400.00 | 1 | 6 | \$14,400.00 | \$3,600.00 | \$21,600.00 | | \$0.00 | | \$36,000.00 |
| 800A Service Entry Hub | | EA | 1 | \$130.00 | 32 | 32 | \$4,160.00 | \$7,800.00 | \$7,800.00 | | \$0.00 | | \$11,960.00 |
| Grounding | | EA | 1 | \$2,500.00 | 1 | 1 | \$2,500.00 | \$5,000.00 | \$5,000.00 | | \$0.00 | | \$7,500.00 |
| FA Devices | | EA | 30 | \$60.00 | 24 | 720 | \$43,200.00 | \$95.00 | \$2,850.00 | | \$0.00 | | \$46,050.00 |
| Power Monitor | | EA | 1 | \$120.00 | 24 | 24 | \$2,880.00 | \$650.00 | \$650.00 | | \$0.00 | | \$3,530.00 |
| ATS 800A 4 Pole | | EA | 1 | \$130.00 | 24 | 24 | \$3,120.00 | \$9,900.00 | \$9,900.00 | | \$0.00 | | \$13,020.00 |
| Emerg Generator 250KVA w 800A Solid State | | EA | 1 | \$5,000.00 | 1 | 1 | \$5,000.00 | \$15,000.00 | \$15,000.00 | | \$0.00 | | \$20,000.00 |
| HVAC Connections | | EA | 48 | \$120.00 | 1 | 48 | \$5,760.00 | \$50.00 | \$2,400.00 | | \$0.00 | | \$8,160.00 |
| Standard Conduit and Wire | | LF | 17920 | \$0.25 | 1 | 17920 | \$4,480.00 | \$0.75 | \$13,440.00 | | \$0.00 | | \$17,920.00 |
| Large Conduit and Wire | | LF | 1400 | \$1.50 | 1 | 1400 | \$2,100.00 | \$6.00 | \$8,400.00 | | \$0.00 | | \$10,500.00 |
| Site Conduit and Wire | | LF | 640 | \$24.00 | 1 | 640 | \$15,360.00 | \$88.00 | \$56,320.00 | \$16.00 | \$10,240.00 | | \$81,920.00 |
| Subcontractor Markup | | LS | 1 | | | 0 | \$0.00 | | \$0.00 | | \$0.00 | \$123,588.75 | \$123,588.75 |
| ELECTRICAL | | | | | | | | | | | | | \$617,943.75 |

| 27 COMMUNICATIONS | | | | | | | | | | | | | |
|---|-------------------------|-----|-------|------------|---|-------|-------------|------------|-------------|------------|-------------|----------------|--------------|
| Communications Allowance | | SF | 13840 | \$0.50 | 1 | 13840 | \$6,920.00 | \$0.50 | \$6,920.00 | | \$0.00 | | \$13,840.00 |
| AV Items | | EA | 40 | \$180.00 | 1 | 40 | \$7,200.00 | \$900.00 | \$36,000.00 | | \$0.00 | | \$43,200.00 |
| Site Comm Lines | | LF | 763 | \$6.00 | 1 | 763 | \$4,578.00 | \$18.00 | \$13,734.00 | \$4.00 | \$3,052.00 | | \$21,364.00 |
| Cable Tray | | LF | 26 | \$15.00 | 1 | 26 | \$390.00 | \$45.00 | \$1,170.00 | | \$0.00 | | \$1,560.00 |
| Site Manholes | | EA | 2 | \$180.00 | 1 | 2 | \$360.00 | \$475.00 | \$950.00 | | \$0.00 | | \$1,310.00 |
| Subcontractor Markup | | LS | 1 | | | 0 | \$0.00 | | \$0.00 | | \$0.00 | \$20,318.50 | \$20,318.50 |
| | | | | | | | | | | | | COMMUNICATIONS | \$101,592.50 |
| 28 SECURITY | | | | | | | | | | | | | |
| Card Readers | | EA | 15 | \$45.00 | 2 | 30 | \$1,350.00 | \$800.00 | \$12,000.00 | | \$0.00 | | \$13,350.00 |
| Cameras | | EA | 16 | \$65.00 | 8 | 128 | \$8,320.00 | \$900.00 | \$14,400.00 | | \$0.00 | | \$22,720.00 |
| Standard Conduit and Wire | | LF | 3100 | \$0.25 | 1 | 3100 | \$775.00 | \$0.75 | \$2,325.00 | | \$0.00 | | \$3,100.00 |
| Subcontractor Markup | | LS | 1 | | | 0 | \$0.00 | | \$0.00 | | \$0.00 | \$12,624.50 | \$12,624.50 |
| | | | | | | | | | | | | SECURITY | \$51,794.50 |
| 31 EARTHWORK | | | | | | | | | | | | | |
| MOBILIZATION & EROSION CONTROL | | | | | | | | | | | | | |
| Mobilize | | EA | 1 | | | 0 | \$0.00 | | \$0.00 | \$2,000.00 | \$2,000.00 | | \$2,000.00 |
| Silt Fence | | LF | 900 | \$2.50 | 1 | 900 | \$2,250.00 | \$2.00 | \$1,800.00 | | \$0.00 | | \$4,050.00 |
| Tree Protection/Inlet Protection | | EA | 8 | \$35.00 | 1 | 8 | \$280.00 | \$75.00 | \$600.00 | | \$0.00 | | \$880.00 |
| Construction Entry | | EA | 1 | \$500.00 | 1 | 1 | \$500.00 | \$500.00 | \$500.00 | \$500.00 | \$500.00 | | \$1,500.00 |
| DEMOLITION | | | | | | | | | | | | | |
| Demo Pavements | | SF | 1528 | \$0.75 | 1 | 1528 | \$1,146.00 | | \$0.00 | \$0.75 | \$1,146.00 | | \$2,292.00 |
| Cut and Cap Utility Lines | | EA | 2 | \$120.00 | 4 | 8 | \$960.00 | \$85.00 | \$170.00 | \$740.00 | \$1,480.00 | | \$2,610.00 |
| Demo Curb | | LF | 88 | \$6.00 | 1 | 88 | \$528.00 | | \$0.00 | \$6.00 | \$528.00 | | \$1,056.00 |
| Demo Retaining Wall | | LF | 126 | \$12.00 | 1 | 126 | \$1,512.00 | | \$0.00 | \$12.00 | \$1,512.00 | | \$3,024.00 |
| Demo Site Sign | | EA | 1 | \$45.00 | 1 | 1 | \$45.00 | | \$0.00 | | \$0.00 | | \$45.00 |
| Demo Trees | | EA | 33 | \$300.00 | 1 | 33 | \$9,900.00 | | \$0.00 | \$400.00 | \$13,200.00 | | \$23,100.00 |
| Sawcut | | LF | 183 | \$1.50 | 1 | 183 | \$274.50 | | \$0.00 | \$1.50 | \$274.50 | | \$549.00 |
| Haul Spoils | | LD | 7 | | | 0 | \$0.00 | | \$0.00 | \$225.00 | \$1,575.00 | | \$1,575.00 |
| GENERAL GRADING | | | | | | | | | | | | | |
| Excavator | General Grading | HR | 80 | | | 0 | \$0.00 | | \$0.00 | \$185.00 | \$14,800.00 | | \$14,800.00 |
| Loader | General Grading | HR | 80 | | | 0 | \$0.00 | | \$0.00 | \$185.00 | \$14,800.00 | | \$14,800.00 |
| Dozer | General Grading | HR | 80 | | | 0 | \$0.00 | | \$0.00 | \$185.00 | \$14,800.00 | | \$14,800.00 |
| Compactor | General Grading | HR | 80 | | | 0 | \$0.00 | | \$0.00 | \$105.00 | \$8,400.00 | | \$8,400.00 |
| Haul Spoils | Assumed Haul 6" Topsoil | LD | 62 | | | 0 | \$0.00 | | \$0.00 | \$225.00 | \$13,950.00 | | \$13,950.00 |
| Subcontractor Markup | | LS | | | | 0 | \$0.00 | | \$0.00 | | \$0.00 | \$32,829.30 | \$32,829.30 |
| | | | | | | | | | | | | EARTHWORK | \$142,260.30 |
| 32 EXTERIOR IMPROVEMENTS | | | | | | | | | | | | | |
| Trash Can/Recycl Can | | EA | 2 | \$45.00 | 2 | 4 | \$180.00 | \$980.00 | \$1,960.00 | | \$0.00 | | \$2,140.00 |
| Picnic Tables | | EA | 5 | \$90.00 | 2 | 10 | \$900.00 | \$1,900.00 | \$9,500.00 | | \$0.00 | | \$10,400.00 |
| Termite Treatment | | LS | 1 | | | 0 | \$0.00 | | \$0.00 | | \$0.00 | \$2,500.00 | \$2,500.00 |
| Parking Lot Bumpers | | EA | 28 | \$35.00 | 1 | 28 | \$980.00 | \$65.00 | \$1,820.00 | | \$0.00 | | \$2,800.00 |
| Auto Gate | | EA | 1 | \$2,500.00 | 1 | 1 | \$2,500.00 | \$8,500.00 | \$8,500.00 | | \$0.00 | | \$11,000.00 |
| Fencing | | LF | 311 | \$25.00 | 1 | 311 | \$7,775.00 | \$85.00 | \$26,435.00 | | \$0.00 | | \$34,210.00 |
| Retaining Walls | | SF | 1440 | \$20.00 | 1 | 1440 | \$28,800.00 | \$25.00 | \$36,000.00 | | \$0.00 | | \$64,800.00 |
| Bollards | | EA | 20 | \$150.00 | 1 | 20 | \$3,000.00 | \$650.00 | \$13,000.00 | | \$0.00 | | \$16,000.00 |
| Parking Lot lighting Bases | | EA | 6 | \$150.00 | 1 | 6 | \$900.00 | \$650.00 | \$3,900.00 | | \$0.00 | | \$4,800.00 |
| Flagpoles | | EA | 1 | \$70.00 | 4 | 4 | \$280.00 | \$3,100.00 | \$3,100.00 | | \$0.00 | | \$3,380.00 |
| Small Site Signage | | EA | 3 | \$45.00 | 2 | 6 | \$270.00 | \$150.00 | \$450.00 | | \$0.00 | | \$720.00 |
| Asphalt Paving | | SY | 1286 | \$13.50 | 1 | 1286 | \$17,361.00 | \$16.00 | \$20,576.00 | | \$0.00 | | \$37,937.00 |
| Stone Bedding at Asphalt | | TON | 798 | \$6.00 | 1 | 798 | \$4,788.00 | \$22.00 | \$17,556.00 | \$12.00 | \$9,576.00 | | \$31,920.00 |
| Stall Striping | | EA | 28 | \$25.00 | 1 | 28 | \$700.00 | \$15.00 | \$420.00 | \$5.00 | \$140.00 | | \$1,260.00 |
| Limestone Blocks | | EA | 7 | \$90.00 | 1 | 7 | \$630.00 | \$1,000.00 | \$7,000.00 | \$185.00 | \$1,295.00 | | \$8,925.00 |
| Trees | | EA | 16 | \$90.00 | 2 | 32 | \$2,880.00 | \$750.00 | \$12,000.00 | \$150.00 | \$2,400.00 | | \$17,280.00 |
| Stone at Landscaping | | TON | 75 | \$12.00 | 1 | 75 | \$900.00 | \$32.00 | \$2,400.00 | \$12.00 | \$900.00 | | \$4,200.00 |
| Steel Edge at Landscaping | | LF | 1236 | \$1.50 | 1 | 1236 | \$1,854.00 | \$4.00 | \$4,944.00 | | \$0.00 | | \$6,798.00 |
| Loam and Seed | | CY | 602 | \$6.00 | 1 | 602 | \$3,612.00 | \$14.00 | \$8,428.00 | \$6.00 | \$3,612.00 | | \$15,652.00 |
| Shrubs | | SF | 2636 | \$1.50 | 1 | 2636 | \$3,954.00 | \$9.00 | \$23,724.00 | | \$0.00 | | \$27,678.00 |
| Shrub Mulch | | CY | 196 | \$12.00 | 1 | 196 | \$2,352.00 | \$21.00 | \$4,116.00 | \$12.00 | \$2,352.00 | | \$8,820.00 |
| Irrigation Allowance | | SF | 32447 | \$0.35 | 1 | 32447 | \$11,356.45 | \$0.75 | \$24,335.25 | | \$0.00 | | \$35,691.70 |

| | | | | | | | | | | | | | | | |
|----------------------------|-----------------------|-----|-----|-------------|---|-----|-------------|-------------|-------------|----------|--------|------------|-----------------------|---------------------------|-----------------------|
| Subcontractor Markup | | LS | 1 | | | 0 | \$0.00 | | \$0.00 | | \$0.00 | | \$87,227.93 | \$87,227.93 | |
| | | | | | | | | | | | | | EXTERIOR IMPROVEMENTS | \$436,139.63 | |
| 33 | SITE UTILITIES | | | | | | | | | | | | | | |
| WATER | | | | | | | | | | | | | | | |
| Water Line Tie In | | LF | 250 | | | 0 | \$0.00 | \$8.50 | \$2,125.00 | | \$0.00 | | | \$2,125.00 | |
| Meter | | EA | 1 | | | 0 | \$0.00 | \$450.00 | \$450.00 | | \$0.00 | | | \$450.00 | |
| Tap Sleeve and Valve | | EA | 1 | | | 0 | \$0.00 | \$6,950.00 | \$6,950.00 | | \$0.00 | | | \$6,950.00 | |
| Excavation and Backfill | | LF | 250 | \$16.00 | 1 | 250 | \$4,000.00 | | \$0.00 | \$16.00 | | \$4,000.00 | | \$8,000.00 | |
| Stone Bedding | | TON | 96 | \$12.00 | 1 | 96 | \$1,152.00 | \$23.50 | \$2,256.00 | \$12.00 | | \$1,152.00 | | \$4,560.00 | |
| Chlorination and Line Test | | EA | 1 | \$1,500.00 | 1 | 1 | \$1,500.00 | | \$0.00 | | | \$0.00 | | \$1,500.00 | |
| SEWER | | | | | | | | | | | | | | | |
| Sewer Line | | LF | 110 | | | 0 | \$0.00 | \$8.50 | \$935.00 | | \$0.00 | | | \$935.00 | |
| Sewer Tap | | EA | 1 | | | 0 | \$0.00 | \$475.00 | \$475.00 | | \$0.00 | | | \$475.00 | |
| Excavation and Backfill | | LF | 110 | \$16.00 | 1 | 110 | \$1,760.00 | | \$0.00 | \$16.00 | | \$1,760.00 | | \$3,520.00 | |
| Stone Bedding | | TON | 42 | \$12.00 | 1 | 42 | \$504.00 | \$22.00 | \$924.00 | \$12.00 | | \$504.00 | | \$1,932.00 | |
| STORMWATER | | | | | | | | | | | | | | | |
| 18" Outlet Structure | | EA | 1 | | | 0 | \$0.00 | \$6,000.00 | \$6,000.00 | | \$0.00 | | | \$6,000.00 | |
| 18" RCP Pipe | | LF | 110 | | | 0 | \$0.00 | \$24.00 | \$2,640.00 | | \$0.00 | | | \$2,640.00 | |
| 12" Headwall | | EA | 1 | | | 0 | \$0.00 | \$1,400.00 | \$1,400.00 | | \$0.00 | | | \$1,400.00 | |
| 12" Storm Drain Pipe | | LF | 430 | | | 0 | \$0.00 | \$14.80 | \$6,364.00 | | \$0.00 | | | \$6,364.00 | |
| Grate Inlet 5' | | EA | 7 | | | 0 | \$0.00 | \$925.00 | \$6,475.00 | | \$0.00 | | | \$6,475.00 | |
| Safety End Treatment | | EA | 1 | | | 0 | \$0.00 | \$1,600.00 | \$1,600.00 | | \$0.00 | | | \$1,600.00 | |
| 6" SD Pipe | | LF | 20 | | | 0 | \$0.00 | \$8.50 | \$170.00 | | \$0.00 | | | \$170.00 | |
| Drain Line Fittings | | EA | 12 | | | 0 | \$0.00 | \$120.00 | \$1,440.00 | | \$0.00 | | | \$1,440.00 | |
| Excavation and Backfill | | LF | 551 | \$16.00 | 1 | 551 | \$8,816.00 | | \$0.00 | \$16.00 | | \$8,816.00 | | \$17,632.00 | |
| Drain Line Bedding | | TON | 208 | \$12.00 | 1 | 208 | \$2,496.00 | \$22.00 | \$4,576.00 | \$12.00 | | \$2,496.00 | | \$9,568.00 | |
| Excavation and Backfill | | EA | 7 | \$360.00 | 1 | 7 | \$2,520.00 | | \$0.00 | \$500.00 | | \$3,500.00 | | \$6,020.00 | |
| Stone Bedding | | TON | 105 | \$12.00 | 1 | 105 | \$1,260.00 | \$23.50 | \$2,467.50 | \$12.00 | | \$1,260.00 | | \$4,987.50 | |
| MISC UTILITY WORK | | | | | | | | | | | | | | | |
| Haul Spoils | | LD | 25 | | | 0 | \$0.00 | | \$0.00 | \$225.00 | | \$5,625.00 | | \$5,625.00 | |
| Service Connection | | EA | 1 | \$10,000.00 | 1 | 1 | \$10,000.00 | \$10,000.00 | \$10,000.00 | | \$0.00 | | | \$20,000.00 | |
| Subcontractor Markup | | LS | | | | 0 | \$0.00 | | \$0.00 | | \$0.00 | | \$36,110.55 | \$36,110.55 | |
| | | | | | | | | | | | | | SITE UTILITIES | \$ 156,479.05 | |
| | | | | | | | | | | | | | LAB TOTAL | 1260820.98 | |
| | | | | | | | | | | | | | MAT TOTAL | 2247669.36 | |
| | | | | | | | | | | | | | EQUIP TOTAL | 451943.95 | |
| | | | | | | | | | | | | | 1033881.08 | \$4,994,315.38 | |
| | | | | | | | | | | | | | | DIRECT COSTS TOTAL | \$4,994,315.38 |

Phase: 100% Design Development
 Date: 07.06.2020

| | | | |
|---|---------------|--|------------------------------|
| Total Cost of Work - See Attached Detail | | | \$5,094,151 |
| <i>Escalation</i> | <i>0.00%</i> | | <i>\$0</i> |
| <i>Design Contingency</i> | <i>0.00%</i> | | <i>\$0</i> |
| <i>General Conditions Cost of Work</i> | <i>13.95%</i> | | <i>\$913,307</i> |
| <i>Umbrella and GL</i> | | | <i>In General Conditions</i> |
| <i>Builder's Risk Insurance</i> | | | <i>In General Conditions</i> |
| <i>Special Insurance</i> | | | <i>Not Included</i> |
| <i>GC Bond</i> | | | <i>In General Conditions</i> |
| Total General Conditions Cost | | | \$913,307 |
| <i>CM Contingency</i> | <i>3.00%</i> | | <i>\$180,224</i> |
| <i>Construction Phase Fee</i> | <i>5.49%</i> | | <i>\$359,430</i> |
| <i>Owner's Special Cash Allowance</i> | | | <i>\$0</i> |
| <i>Owner's Construction Contingency</i> | <i>0.00%</i> | | <i>\$0</i> |
| TOTAL | | | \$6,547,000 * |

* Please see attached clarifications, qualifications, and exclusions to the Estimate.

Texas State Police Department
Vaughn Project No. 2793-00
ESTIMATE SUMMARY & DETAIL

VAUGHN

| Description | Total Cost |
|--|------------------|
| 01.02 - GENERAL REQUIREMENTS | 271,044 |
| 01.74 - CLEAN UP | 7,612 |
| 01.84 - MOCKUPS | 15,000 |
| 03.00 - CONCRETE TURNKEY | 477,095 |
| 04.01 - MASONRY | 244,237 |
| 05.01 - STEEL FABRICATION | 169,719 |
| 05.02 - STEEL ERECTION | 107,465 |
| 06.02 - ARCHITECTURAL WOODWORK/MILLWORK/TRIM | 31,860 |
| 07.01 - WATERPROOF / DAMPPROOF / JOINT SEALANTS | 81,627 |
| 07.03 - ROOFING | 266,049 |
| 07.05 - METAL ROOF & WALL PANELS | 97,508 |
| 08.00 - DOORS, FRAMES, AND HARDWARE | 142,055 |
| 08.10 - OVERHEAD DOORS/COILING GRILLS | 7,500 |
| 08.28 - GLASS & GLAZING | 103,000 |
| 09.01 - PLASTER | |
| 09.02 - DRYWALL | 318,369 |
| 09.03 - TILE | 32,850 |
| 09.07 - CARPET, VINYL FLOORING, & BASE | 53,150 |
| 09.12 - PAINTING | 83,006 |
| 10.00 - SPECIALTIES TURNKEY | 32,167 |
| 10.08 - SIGNAGE | 16,637 |
| 12.04 - FLOOR MATS AND FRAMES | 4,445 |
| 12.05 - BLINDS AND SHADES | 6,468 |
| 22.01 - PLUMBING | 220,953 |
| 23.01 - HVAC | 553,601 |
| 26.01 - ELECTRICAL | 982,678 |
| 27.01 - TELECOM/DATA | 98,115 |
| 28.01 - SECURITY | 59,400 |
| 31.01 - EARTHWORK | 240,300 |
| 31.04 - SWPPP | 12,854 |
| 31.05 - SOIL TREATMENT | 2,214 |
| 32.04 - UNIT PAVERS | 5,000 |
| 32.07 - FENCES & GATES | 53,650 |
| 32.13 - LANDSCAPE & IRRIGATION | 133,062 |
| 32.14 - STRIPING & SIGNS | 1,625 |
| 33.01 - SITE UTILITIES | 161,833 |
| Total Gross Cost | 5,094,151 |

Texas State Police Department
Vaughn Project No. 2793-00
ESTIMATE SUMMARY & DETAIL

VAUGHN

| Description | Quantity | UM | Unit Cost | TotalCost |
|---|----------|-------|-----------|---------------|
| 01.02 - GENERAL REQUIREMENTS | | | | |
| Project Cleaning | | | | |
| CLEAN TRUCKS & STREETS | 3.00 | WK | 3,794.87 | 11,385 |
| JOBSITE CLEAN-UP | 50.00 | WK | 1,245.96 | 62,298 |
| DUMPSTERS | 18.00 | PULL | 625.00 | 11,250 |
| ** Total Project Cleaning | | | | 84,933 |
| Project Signage | | | | |
| SIGNAGE | 1.00 | LS | 2,494.24 | 2,494 |
| ** Total Project Signage | | | | 2,494 |
| Safety | | | | |
| MISC. SAFETY EQUIPMENT | 50.00 | WK | 67.66 | 3,383 |
| SAFETY MAINTENANCE | 50.00 | WK | 338.28 | 16,914 |
| WOOD HANDRAILS - 2 LINE | 560.00 | LF | 6.56 | 3,675 |
| TOEBOARDS | 560.00 | LF | 2.52 | 1,410 |
| METAL STANDS - BETWEEN COLUMNS | 140.00 | EA | 61.20 | 8,568 |
| ** Total Safety | | | | 33,951 |
| Layout | | | | |
| LAYOUT CREW (FIELD ENGINEER AND INSTRUMENT MAN) | 17.00 | WK | 3,402.43 | 57,841 |
| LAYOUT EQUIPMENT AND CONSUMABLES | 17.00 | WK | 1,530.00 | 26,010 |
| LAYOUT SETUP (VERIFICATION AND SOFTWARE SET UP) | 1.00 | LS | 5,410.00 | 5,410 |
| ** Total Layout | | | | 89,261 |
| Chain Link Fencing | | | | |
| ALT. ADD - ELECTRICAL PRIMARY - CHAIN LINK FENCE - 6' WITH WIND SCREEN FOR 1 YEAR | 500.00 | LF | 5.75 | 2,875 |
| CHAIN LINK FENCE - 6' WITH WIND SCREEN FOR 1 YEAR | 1,400.00 | LF | 5.75 | 8,050 |
| ALT. ADD - ELECTRICAL PRIMARY - GATE - 10' WIDE | 1.00 | EA | 135.10 | 135 |
| GATE - 10' WIDE | 1.00 | EA | 135.10 | 135 |
| ** Total Chain Link Fencing | | | | 11,195 |
| Other Temporary Fencing | | | | |
| TREE PROTECTION - ORANGE MESH | 150.00 | LF | 2.19 | 328 |
| TREE PROTECTION - WOOD PLANKS | 4.00 | EA | 154.84 | 619 |
| ** Total Other Temporary Fencing | | | | 947 |
| Barriers | | | | |
| ONE TIME SETUP | 1.00 | EA | 3,125.00 | 3,125 |
| ONE TIME TEAR DOWN | 1.00 | EA | 1,875.00 | 1,875 |
| TYPE III BARRICADES | 10.00 | EA/MO | 64.95 | 650 |
| 6 VOLT BARRICADE LIGHT | 10.00 | EA/MO | 8.12 | 81 |
| ** Total Barriers | | | | 5,731 |
| Street/Sidewalk Rentals | | | | |
| LANE RENTAL - HOLLAND | 2.00 | WK | 12,500.00 | 25,000 |
| ** Total Street/Sidewalk Rentals | | | | 25,000 |
| Other SWPPP Requirements | | | | |
| REMOVE SWPPP | 2.00 | DAY | 435.13 | 870 |
| REMOVE CONSTRUCTION ENTRANCES | 2.00 | EA | 431.41 | 863 |
| ** Total Other SWPPP Requirements | | | | 1,733 |
| Maintenance of SWPPP | | | | |
| STORM WATER POLLUTION MAINTENANCE | 11.00 | MO | 308.65 | 3,395 |
| TEMP FENCE MAINTENANCE | 11.00 | MO | 173.07 | 1,904 |
| ** Total Maintenance of SWPPP | | | | 5,299 |
| Landscape Restoration | | | | |
| ARBORIST ALLOWANCE | 1.00 | LS | 3,000.00 | 3,000 |
| TREE MAINTENANCE ALLOWANCE | 1.00 | LS | 7,500.00 | 7,500 |
| ** Total Landscape Restoration | | | | 10,500 |

Texas State Police Department
Vaughn Project No. 2793-00
ESTIMATE SUMMARY & DETAIL

VAUGHN

| Description | Quantity | UM | Unit Cost | TotalCost |
|--|-----------|----|-----------|-----------|
| * Total 01.02 - GENERAL REQUIREMENTS | | | | 271,044 |
| 01.74 - CLEAN UP | | | | |
| Project Cleaning | | | | |
| FINAL CLEAN-UP | 13,840.00 | SF | 0.25 | 3,460 |
| FINAL CLEAN-UP - 2ND CLEAN | 13,840.00 | SF | 0.15 | 2,076 |
| FINAL CLEAN-UP - 3RD CLEAN | 13,840.00 | SF | 0.15 | 2,076 |
| ** Total Project Cleaning | | | | 7,612 |
| * Total 01.74 - CLEAN UP | | | | 7,612 |
| 01.84 - MOCKUPS | | | | |
| Subcontractor | | | | |
| MOCKUP ALLOWANCE | 1.00 | LS | 15,000.00 | 15,000 |
| ** Total Subcontractor | | | | 15,000 |
| * Total 01.84 - MOCKUPS | | | | 15,000 |
| 03.00 - CONCRETE TURNKEY | | | | |
| Site Concrete | | | | |
| SPREAD FOOTINGS - CANOPY | 1.00 | EA | 4,500.00 | 4,500 |
| STRIP FOOTINGS - RETAINING WALLS | 400.00 | LF | 98.00 | 39,200 |
| SITE WALLS - 4' TALL x 8" WIDE | 400.00 | LF | 140.00 | 56,000 |
| 5" SIDEWALKS | 420.00 | SF | 7.00 | 2,940 |
| 6" SIDEWALKS | 630.00 | SF | 7.00 | 4,410 |
| 7" SIDEWALKS | 185.00 | SF | 8.00 | 1,480 |
| FORMED CURB | 615.00 | LF | 22.00 | 13,530 |
| SITE STEPS | 100.00 | SF | 40.00 | 4,000 |
| MOW STRIPS | 270.00 | LF | 25.00 | 6,750 |
| POLE BASES | 6.00 | EA | 770.00 | 4,620 |
| DUMPSTER PAD - ASSUMED | 200.00 | SF | 12.50 | 2,500 |
| ELECTRICAL PRIMARY - SIDEWALK PATCHING | 250.00 | SF | 20.00 | 5,000 |
| SIDEWALK PATCHING - SITE DATA | 250.00 | SF | 20.00 | 5,000 |
| SIDEWALK PATCHING - SITE WATER | 250.00 | SF | 20.00 | 5,000 |
| CURB PATCHING - SITE SEWER | 20.00 | LF | 25.00 | 500 |
| ELECTRICAL PRIMARY - CURB PATCHING | 30.00 | LF | 25.00 | 750 |
| GENERATOR PAD | 1.00 | EA | 2,500.00 | 2,500 |
| SWITCHGEAR PAD | 1.00 | EA | 2,500.00 | 2,500 |
| TRANSFORMER PAD | 1.00 | EA | 2,500.00 | 2,500 |
| ** Total Site Concrete | | | | 163,680 |
| Building Concrete | | | | |
| EXTERIOR GRADE BEAMS | 560.00 | LF | 120.00 | 67,200 |
| INTERIOR GRADE BEAMS | 990.00 | LF | 95.00 | 94,050 |
| SLAB ON GRADE - BUILDING | 13,910.00 | SF | 10.00 | 139,100 |
| SLAB ON GRADE - MECHANICAL | 610.00 | SF | 9.00 | 5,490 |
| SLAB ON GRADE - PLAZA | 675.00 | SF | 9.00 | 6,075 |
| MEP PADS | 200.00 | SF | 7.50 | 1,500 |
| ** Total Building Concrete | | | | 313,415 |
| * Total 03.00 - CONCRETE TURNKEY | | | | 477,095 |
| 04.01 - MASONRY | | | | |
| Face Brick | | | | |
| FACE BRICK | 3,662.00 | SF | 26.00 | 95,212 |
| FACE BRICK - RETAINING WALL | 1,600.00 | SF | 26.00 | 41,600 |
| ** Total Face Brick | | | | 136,812 |
| Cast Stone | | | | |
| CAST STONE SILLS | 60.00 | LF | 27.50 | 1,650 |
| CAST STONE PARAPET WALL CAP | 323.00 | LF | 55.00 | 17,765 |
| CAST STONE RETAINING WALL CAP | 400.00 | LF | 55.00 | 22,000 |
| CAST STONE WINDOW HEADER | 80.00 | LF | 55.00 | 4,400 |
| ** Total Cast Stone | | | | 45,815 |
| Masonry Scaffolding | | | | |
| SCAFFOLDING FOR EXTERIOR MASONRY | 3,662.00 | SF | 0.75 | 2,747 |
| ** Total Masonry Scaffolding | | | | 2,747 |

Texas State Police Department
Vaughn Project No. 2793-00
ESTIMATE SUMMARY & DETAIL

VAUGHN

| Description | Quantity | UM | Unit Cost | Total Cost |
|--|-----------|------|-----------|----------------|
| Other Masonry Work | | | | |
| FINAL CLEAN MASONRY | 11,368.00 | SF | 1.00 | 11,368 |
| ** Total Other Masonry Work | | | | 11,368 |
| Masonry Scope Items | | | | |
| MASONRY DUMPSTERS | 5.00 | EA | 724.75 | 3,624 |
| ** Total Masonry Scope Items | | | | 3,624 |
| Simulated Stone | | | | |
| ARRISCRAFT | 1,127.00 | SF | 24.00 | 27,048 |
| ARRISCRAFT @ ENTRANCE SIGN | 386.00 | SF | 24.00 | 9,264 |
| ** Total Simulated Stone | | | | 36,312 |
| Other Stone Work | | | | |
| SITE ROCK WALL | 240.00 | SF | 31.50 | 7,560 |
| ** Total Other Stone Work | | | | 7,560 |
| * Total 04.01 - MASONRY | | | | 244,237 |
| 05.01 - STEEL FABRICATION | | | | |
| Steel Fabrication Budget | | | | |
| MISC STEEL | 13,840.00 | SF | 0.30 | 4,152 |
| GUARDRAIL - GALVANIZED | 16.00 | LF | 140.00 | 2,240 |
| ROOF ACCESS LADDER | 1.00 | EA | 2,300.00 | 2,300 |
| COILING DOOR SUPPORTS | 10.00 | LF | 50.00 | 500 |
| PIPE BOLLARDS | 6.00 | EA | 150.00 | 900 |
| ** Total Steel Fabrication Budget | | | | 10,092 |
| Steel Fabrication | | | | |
| COLUMNS - W SHAPES | 8.50 | TON | 2,900.00 | 24,650 |
| BEAMS | 24.00 | TON | 2,900.00 | 69,600 |
| TUBE STEEL | 3.00 | TON | 2,900.00 | 8,700 |
| EDGE ANGLE | 470.00 | LF | 14.50 | 6,815 |
| ** Total Steel Fabrication | | | | 109,765 |
| Joist | | | | |
| JOISTS | 8.00 | TONS | 2,900.00 | 23,200 |
| ** Total Joist | | | | 23,200 |
| Decking | | | | |
| ROOF DECK | 140.00 | SQS | 140.00 | 19,600 |
| ** Total Decking | | | | 19,600 |
| Anchor Bolts | | | | |
| ANCHOR BOLTS | 46.00 | SETS | 12.00 | 552 |
| ** Total Anchor Bolts | | | | 552 |
| Hangdown/Kneewall Framing | | | | |
| HANG DOWN FRAMING - PUNCH WINDOW | 144.00 | LF | 40.00 | 5,760 |
| DOOR HEAD SUPPORTS | 5.00 | EA | 150.00 | 750 |
| ** Total Hangdown/Kneewall Framing | | | | 6,510 |
| * Total 05.01 - STEEL FABRICATION | | | | 169,719 |
| 05.02 - STEEL ERECTION | | | | |
| Steel Erection Budget | | | | |
| ERECT STEEL FRAMING & DECK - ROOF (based on 7#/SF) | 13,840.00 | SF | 3.70 | 51,208 |
| ERECT STEEL SUPPORT FOR BLDG. ENVELOPE (Based on 1.00 #/SqF Bldg. Elevations) | 9,391.00 | SF | 1.80 | 16,904 |
| ERECT MISC STEEL (PER BLDG. AREA) (typical for finished out building - reduce \$ if core & shell only) | 13,840.00 | SF | 0.50 | 6,920 |
| INSTALL GUARDRAIL | 16.00 | LF | 28.00 | 448 |
| INSTALL ROOF LADDER | 1.00 | EA | 192.00 | 192 |
| INSTALL COILING DOOR SUPPORTS | 10.00 | LF | 28.00 | 280 |
| INSTALL PIPE BOLLARDS | 6.00 | EA | 100.00 | 600 |
| ** Total Steel Erection Budget | | | | 76,552 |

| Description | Quantity | UM | Unit Cost | Total Cost |
|--|-----------|----|-----------|----------------|
| Structural Steel Erection | | | | |
| STEEL PICKS - BEAMS, COLUMNS, JOIST | 193.00 | EA | 61.41 | 11,852 |
| UNLOAD, DISTRIBUTE, & STAGE STEEL | 139.00 | EA | 20.47 | 2,845 |
| ** Total Structural Steel Erection | | | | 14,697 |
| Deck Erection | | | | |
| ROOF DECK | 13,840.00 | SF | 0.60 | 8,327 |
| ** Total Deck Erection | | | | 8,327 |
| Hangdown & Kneewall Framing | | | | |
| HANG DOWN FRAMING - SINGLE CONT. HORIZ. W/ VERTS. & BRACES @ 4' O.C. | 144.00 | LF | 19.99 | 2,878 |
| ** Total Hangdown & Kneewall Framing | | | | 2,878 |
| Masonry Lintels | | | | |
| MASONRY RELIEF LINTELS - ON INSERTS | 470.00 | LF | 10.66 | 5,010 |
| ** Total Masonry Lintels | | | | 5,010 |
| * Total 05.02 - STEEL ERECTION | | | | 107,465 |
| 06.02 - ARCHITECTURAL WOODWORK/MILLWORK/TRIM | | | | |
| Plastic Laminate Cabinetry | | | | |
| LOWER PLAM CABINETS (NO COUNTERTOPS) AT CONFERENCE, WORKROOM, MAIL ROOM | 40.00 | LF | 160.00 | 6,400 |
| UPPER PLAM CABINETS | 40.00 | LF | 120.00 | 4,800 |
| FULL HEIGHT OPEN CABINETS / BOOK CASES | 17.00 | LF | 320.00 | 5,440 |
| ** Total Plastic Laminate Cabinetry | | | | 16,640 |
| Plastic Laminate Countertops | | | | |
| COUNTER TOPS - ANGLE BRACED AT WORK ROOM | 8.00 | LF | 60.00 | 480 |
| SPEED BRACES / SUPPORT ANGLES | 4.00 | EA | 90.00 | 360 |
| ** Total Plastic Laminate Countertops | | | | 840 |
| Plastic Laminate Shelving | | | | |
| P-LAM SHELVING | 70.00 | LF | 100.00 | 7,000 |
| ** Total Plastic Laminate Shelving | | | | 7,000 |
| Solid Surface Fabrications | | | | |
| SOLID SURFACE COUNTER TOP WITH BACK SPLASH - RESTROOM SINKS | 12.00 | LF | 190.00 | 2,280 |
| SOLID SURFACE COUNTER TOP - AT LOWER CABINETS | 30.00 | LF | 170.00 | 5,100 |
| ** Total Solid Surface Fabrications | | | | 7,380 |
| * Total 06.02 - ARCHITECTURAL WOODWORK/MILLWORK/TRIM | | | | 31,860 |
| 07.01 - WATERPROOF / DAMPPROOF / JOINT SEALANTS | | | | |
| Membrane Waterproofing | | | | |
| WATERPROOFING BEHIND MASONRY | 5,315.00 | SF | 4.50 | 23,918 |
| WATERPROOFING BEHIND METAL PANEL | 4,711.00 | SF | 4.50 | 21,200 |
| ** Total Membrane Waterproofing | | | | 45,117 |
| Rigid Insulation | | | | |
| 2" (R8.7) RIGID INSULATION | 10,026.00 | SF | 2.50 | 25,060 |
| ** Total Rigid Insulation | | | | 25,060 |
| Roof Flashings | | | | |
| THRU-WALL FLASHING AT BASE | 268.00 | LF | 12.00 | 3,216 |
| ** Total Roof Flashings | | | | 3,216 |
| Site Joint Sealants | | | | |
| SILICONE JOINT SEALANTS @ CONTROL JOINTS IN PAVING - 1/4" | 101.00 | LF | 5.00 | 505 |
| ** Total Site Joint Sealants | | | | 505 |
| Building Facade Joint Sealants | | | | |
| TSP Board of Regents Quarterly Meeting August 13 - 14, 2020 | 311.00 | LF | 3.50 | 1,089 |

Texas State Police Department
Vaughn Project No. 2793-00
ESTIMATE SUMMARY & DETAIL

VAUGHN

| Description | Quantity | UM | Unit Cost | Total Cost |
|--|-----------|----|-----------|----------------|
| JOINT SEALANT - BRICK TO STONE | 455.00 | LF | 3.50 | 1,593 |
| JOINT SEALANT - METAL PANEL TO COPING | 290.00 | LF | 3.50 | 1,015 |
| JOINT SEALANT - METAL PANEL TO MASONRY | 208.00 | LF | 3.50 | 728 |
| JOINT SEALANT - METAL PANEL TO METAL PANEL | 250.00 | LF | 3.50 | 875 |
| JOINT SEALANT - STOREFRONT | 148.00 | LF | 3.50 | 518 |
| JOINT SEALANT - STOREFRONT SF01 | 525.00 | LF | 3.50 | 1,838 |
| JOINT SEALANT @ EXTERIOR DOORS | 3.00 | EA | 25.00 | 75 |
| ** Total Building Facade Joint Sealants | | | | 7,730 |
| * Total 07.01 - WATERPROOF / DAMPPROOF / JOINT SEALANTS | | | | 81,627 |
| 07.03 - ROOFING | | | | |
| Roof Blocking | | | | |
| ROOF BLOCKING - 2 x 6 TREATED WOOD BLOCKING | 1,650.00 | LF | 2.37 | 3,911 |
| ** Total Roof Blocking | | | | 3,911 |
| Gutters & Downspouts | | | | |
| DOWNSPOUT - 4" PREFINISHED ALUMINUM | 90.00 | LF | | |
| ** Total Gutters & Downspouts | | | | |
| Roof Accessories | | | | |
| SPLASH BLOCK - PRECAST | 9.00 | SF | 200.00 | 1,800 |
| ** Total Roof Accessories | | | | 1,800 |
| Miscellaneous Roofing Items | | | | |
| DENS DECK | 13,253.00 | SF | | |
| DENS DECK @ BACK OF PARAPET | 1,709.00 | SF | | |
| ** Total Miscellaneous Roofing Items | | | | |
| Membrane Roofing | | | | |
| TPO MEMBRANE ROOF ROOF SYSTEM | 13,253.00 | SF | 17.40 | 230,602 |
| TPO MEMBRANE ROOF ROOF SYSTEM @ BACK OF PARAPET | 1,709.00 | SF | 17.40 | 29,737 |
| ** Total Membrane Roofing | | | | 260,339 |
| Roof Insulation | | | | |
| POLYISOCYANURATE - TAPERED FOR DRAINAGE | 13,253.00 | SF | | |
| POLYISOCYANURATE @ BACK OF PARAPET | 1,709.00 | SF | | |
| ** Total Roof Insulation | | | | |
| Gutters & Downspouts | | | | |
| PARAPET CAP / COPING - 12" WIDE | 291.00 | LF | | |
| ** Total Gutters & Downspouts | | | | |
| Roof Flashings | | | | |
| GALVANIZED STEEL FLASHING - 24 GA | 655.00 | LF | | |
| SCUPPER - ALUMINUM | 6.00 | EA | | |
| ** Total Roof Flashings | | | | |
| * Total 07.03 - ROOFING | | | | 266,049 |
| 07.05 - METAL ROOF & WALL PANELS | | | | |
| Metal Wall Panels | | | | |
| METAL PANELS - MORIN MATRIX 1.0 | 2,990.00 | SF | 25.00 | 74,750 |
| METAL PANELS - MORIN W-12 | 710.00 | SF | 26.00 | 18,460 |
| ** Total Metal Wall Panels | | | | 93,210 |
| Miscellaneous Roofing Items | | | | |
| SCAFFOLDING FOR EXTERIOR METAL PANELS | 5,730.00 | SF | 0.75 | 4,298 |
| ** Total Miscellaneous Roofing Items | | | | 4,298 |
| * Total 07.05 - METAL ROOF & WALL PANELS | | | | 97,508 |
| 08.00 - DOORS, FRAMES, AND HARDWARE | | | | |
| Door Frames | | | | |

Texas State Police Department
Vaughn Project No. 2793-00
ESTIMATE SUMMARY & DETAIL



| Description | Quantity | UM | Unit Cost | Total Cost |
|---|--------------|-----------|-----------|----------------|
| 3070 HOLLOW METAL FRAME - TYPE S - 20 MINUTE RATED OPENING | 16.00 | EA | 400.00 | 6,400 |
| 3070 HOLLOW METAL FRAME - TYPE S1 | 28.00 | EA | 400.00 | 11,200 |
| 3070 HOLLOW METAL FRAME - TYPE S1 - 20 MINUTE RATED OPENING | 13.00 | EA | 400.00 | 5,200 |
| 3070 HOLLOW METAL FRAME - TYPE S2 EXTERIOR | 3.00 | EA | 400.00 | 1,200 |
| 5070 HOLLOW METAL FRAME - TYPE S1 | 1.00 | EA | 400.00 | 400 |
| ** Total Door Frames | | | | 24,400 |
| Window Frames | | | | |
| HOLLOW METAL WINDOW FRAME - 3'x4'-6" | 1.00 | EA | 250.00 | 250 |
| HOLLOW METAL WINDOW FRAME - 5'x4'-9 1/2" | 1.00 | EA | 350.00 | 350 |
| ** Total Window Frames | | | | 600 |
| Doors | | | | |
| 2670 HOLLOW METAL DOOR | 2.00 | EA | 375.00 | 750 |
| 3070 HOLLOW METAL DOOR | 31.00 | EA | 400.00 | 12,400 |
| 3070 HOLLOW METAL DOOR "A" OR "B" LABEL - 20 MINUTE RATED | 29.00 | EA | 555.00 | 16,095 |
| ** Total Doors | | | | 29,245 |
| Frame Distribution | | | | |
| DISTRIBUTE HOLLOW METAL FRAMES | 63.00 | EA | 12.65 | 797 |
| ** Total Frame Distribution | | | | 797 |
| Plastic Laminate Door Distribution | | | | |
| DISTRIBUTE DOORS | 62.00 | EA | 10.00 | 620 |
| ** Total Plastic Laminate Door Distribution | | | | 620 |
| Set Wood Doors | | | | |
| SET DOORS | 62.00 | EA | 45.84 | 2,842 |
| ** Total Set Wood Doors | | | | 2,842 |
| Hardware Sets | | | | |
| OFFICE DOOR HARDWARE | 32.00 | EA | 1,200.00 | 38,400 |
| ELECTRONIC ACCESS HARDWARE | 18.00 | EA | 1,200.00 | 21,600 |
| MECHANICAL/ELECTRICAL ROOM DOOR HARDWARE | 6.00 | EA | 1,200.00 | 7,200 |
| RESTROOM DOOR HARDWARE | 6.00 | EA | 1,200.00 | 7,200 |
| ***TOTAL HARDWARE SETS*** | 62.00 | EA | | |
| ** Total Hardware Sets | | | | 74,400 |
| Install Hardware Sets | | | | |
| LABOR TO SET HARDWARE | 62.00 | EA | 134.50 | 8,339 |
| UNLOAD AND DISTRIBUTE HARDWARE SETS | 62.00 | EA | 13.10 | 812 |
| ** Total Install Hardware Sets | | | | 9,151 |
| * Total 08.00 - DOORS, FRAMES, AND HARDWARE | | | | 142,055 |
| 08.10 - OVERHEAD DOORS/COILING GRILLS | | | | |
| Overhead Doors | | | | |
| OVERHEAD COILING DOOR-8x8 - MOTORIZED | 1.00 | EA | 7,500.00 | 7,500 |
| ** Total Overhead Doors | | | | 7,500 |
| * Total 08.10 - OVERHEAD DOORS/COILING GRILLS | | | | 7,500 |
| 08.28 - GLASS & GLAZING | | | | |
| Hardware Sets | | | | |
| ELECTRIFIED HARDWARE | 2.00 | EA | 1,300.00 | 2,600 |
| ELECTRIFIED HARDWARE - INTERIOR | 1.00 | EA | 850.00 | 850 |
| ** Total Hardware Sets | | | | 3,450 |
| Glass Doors & Entrances | | | | |
| ALUMINUM ENTRANCE DOOR & FRAME-3070 | 2.00 | EA | 3,000.00 | 6,000 |
| ALUMINUM ENTRANCE DOOR & FRAME-3088 | 1.00 | EA | 3,500.00 | 3,500 |
| ** Total Glass Doors & Entrances | | | | 9,500 |

Texas State Police Department
Vaughn Project No. 2793-00
ESTIMATE SUMMARY & DETAIL

VAUGHN

| Description | Quantity | UM | Unit Cost | TotalCost |
|---|----------|----|-----------|----------------|
| Storefront Window Systems | | | | |
| STOREFRONT GLAZING SYSTEMS - EXTERIOR | 311.00 | SF | 75.00 | 23,325 |
| STOREFRONT GLAZING SYSTEMS - EXTERIOR SFO1 | 539.00 | SF | 75.00 | 40,425 |
| INTERIOR WINDOWS (38 SF) | 3.00 | EA | 1,500.00 | 4,500 |
| STOREFRONT GLAZING SYSTEMS - INTERIOR | 50.00 | SF | 75.00 | 3,750 |
| ** Total Storefront Window Systems | | | | 72,000 |
| Interior Glass in Doors | | | | |
| FIRE GLASS IN DOORS | 13.00 | EA | 1,100.00 | 14,300 |
| ** Total Interior Glass in Doors | | | | 14,300 |
| Mirrors | | | | |
| NON-FRAMED MIRRORS - GYM - 5'X15' ***ASSUMED | 75.00 | SF | 50.00 | 3,750 |
| ** Total Mirrors | | | | 3,750 |
| * Total 08.28 - GLASS & GLAZING | | | | 103,000 |
| 09.01 - PLASTER | | | | |
| Masonry Scaffolding | | | | |
| SCAFFOLDING FOR EXTERIOR PLASTER | | SF | 0.75 | |
| ** Total Masonry Scaffolding | | | | |
| Plaster Ceilings | | | | |
| PLASTER SOFFITS | | SF | 20.00 | |
| ** Total Plaster Ceilings | | | | |
| Plaster Walls | | | | |
| PLASTER WALL - INTEGRAL COLOR | | SF | 15.00 | |
| ** Total Plaster Walls | | | | |
| * Total 09.01 - PLASTER | | | | |
| 09.02 - DRYWALL | | | | |
| Set Frames | | | | |
| SET HOLLOW METAL FRAMES IN DRYWALL PARTITIONS | 55.00 | EA | 45.88 | 2,524 |
| ** Total Set Frames | | | | 2,524 |
| Exterior Gypboard Partitions | | | | |
| TO 14' -16 GA.6"STUDS@16", EXT.SHEATH,INT. GYP | 553.00 | LF | 135.00 | 74,655 |
| ** Total Exterior Gypboard Partitions | | | | 74,655 |
| Interior Partitions to Deck, One Layer Ea Side | | | | |
| S3A0D - TO 14' -20 GA.3 5/8"@16",1 EA 5/8"GYP EA. SIDE | 922.00 | LF | 96.00 | 88,512 |
| S3A1D - TO 14' -20 GA.3 5/8"@16",1 EA 5/8"GYP EA. SIDE (1 HOUR FIRE RATING) | 471.00 | LF | 104.00 | 48,984 |
| PREMIUM FOR TILE BACKER | 1,176.00 | SF | 0.15 | 176 |
| S6A0D - TO 14' -20 GA.6"@16",1 EA 5/8"GYP EA. SIDE | 84.00 | LF | 110.00 | 9,240 |
| S6A1D - TO 14' -20 GA.6"@16",1 EA 5/8"GYP EA. SIDE (1 HOUR FIRE RATING) | 213.00 | LF | 120.00 | 25,560 |
| ** Total Interior Partitions to Deck, One Layer Ea Side | | | | 172,472 |
| Chase Walls, One Layer Ea Side | | | | |
| 2 TO 14'-20 GA.3 5/8"@16",1 EA 5/8"GYP EA. FINISH SIDE | 54.00 | LF | 140.00 | 7,560 |
| ** Total Chase Walls, One Layer Ea Side | | | | 7,560 |
| Partitions to Grid, One Layer Ea Side | | | | |
| S6A0A - TO 10' -20 GA.2 1/2"@16",1 EA 5/8"GYP EA. SIDE | 12.00 | LF | 85.00 | 1,020 |
| ** Total Partitions to Grid, One Layer Ea Side | | | | 1,020 |
| Partitions to Grid, Two Layers Ea Side | | | | |
| S3A00 - TO 10' -20 GA.3 5/8"@16",1 EA 5/8"GYP EA. SIDE | 4.00 | LF | 100.00 | 400 |

Texas State Police Department
Vaughn Project No. 2793-00
ESTIMATE SUMMARY & DETAIL

VAUGHN

| Description | Quantity | UM | Unit Cost | Total Cost |
|---|-----------|------------|-----------|----------------|
| ** Total Partitions to Grid, Two Layers Ea Side | | | | 400 |
| Drywall Ceilings | | | | |
| DRYWALL CEILING - 1 LAYER GYP TO 8' HEIGHT | 267.00 | SF | 5.00 | 1,335 |
| FRAMING FOR AWNING @ ENTRY | 418.00 | SF | 12.00 | 5,016 |
| FRAMING FOR SOFFITS | 346.00 | SF | 12.00 | 4,152 |
| ** Total Drywall Ceilings | | | | 10,503 |
| Insulation by Drywall | | | | |
| ACOUSTICAL WALL INSULATION - 2 " | 7,742.00 | SF | 0.55 | 4,258 |
| ** Total Insulation by Drywall | | | | 4,258 |
| Acoustical Ceilings | | | | |
| STANDARD 2 x 2 ACOUSTICAL CEILING | 12,782.00 | SF | 3.50 | 44,737 |
| ** Total Acoustical Ceilings | | | | 44,737 |
| Wallcoverings | | | | |
| FRP - JANITOR CLOSET | 16.00 | SF | 15.00 | 240 |
| ** Total Wallcoverings | | | | 240 |
| * Total 09.02 - DRYWALL | | | | 318,369 |
| 09.03 - TILE | | | | |
| Ceramic tile | | | | |
| CERAMIC TILE FLOORS - 1" x 1" MOOSAICS BLEND | 825.00 | SF | 18.00 | 14,850 |
| WALL TILE - 12x12 | 1,000.00 | SF | 18.00 | 18,000 |
| ** Total Ceramic tile | | | | 32,850 |
| * Total 09.03 - TILE | | | | 32,850 |
| 09.07 - CARPET, VINYL FLOORING, & BASE | | | | |
| VCT | | | | |
| VCT | 1,781.00 | SF | 3.00 | 5,343 |
| LVT | 8,507.00 | SF | 5.00 | 42,534 |
| ** Total VCT | | | | 47,877 |
| Resilient Base | | | | |
| RESILIENT BASE - 6" | 3,502.00 | LF | 1.50 | 5,253 |
| ** Total Resilient Base | | | | 5,253 |
| Flooring Accessories | | | | |
| TRANSITION STRIPS | 18.00 | LF | 1.10 | 20 |
| ** Total Flooring Accessories | | | | 20 |
| Sports Flooring | | | | |
| SPORTS FLOORING ***** SHOWN AS SEALED CONCRETE | | SF | 9.00 | |
| ** Total Sports Flooring | | | | |
| * Total 09.07 - CARPET, VINYL FLOORING, & BASE | | | | 53,150 |
| 09.12 - PAINTING | | | | |
| Concrete Sealer | | | | |
| CONCRETE SEALER - SINGLE COAT | 1,630.00 | SF | 2.78 | 4,523 |
| ** Total Concrete Sealer | | | | 4,523 |
| Paint Drywall | | | | |
| PAINT DRYWALL PARTITIONS | 36,792.00 | SF | 1.00 | 36,792 |
| PAINT DRYWALL CEILINGS | 227.00 | SF | 1.00 | 227 |
| EPOXY PAINT DRYWALL PARTITIONS | 1,288.00 | SF | 1.80 | 2,318 |
| EPOXY PAINT DRYWALL CEILINGS | 267.00 | SF | 1.80 | 481 |
| ** Total Paint Drywall | | | | 39,818 |
| Paint Doors & Frames | | | | |
| PAINT HOLLOW METAL FRAMES | 56.00 | EA | 150.00 | 8,400 |
| PAINT HOLLOW METAL DOORS | 2.00 | EA | 150.00 | 300 |
| ** Total Paint Doors & Frames | | | | 8,700 |
| ** Total Partitions to Grid, Two Layers Ea Side | | | | |
| ** Total Drywall Ceilings | | | | |
| ** Total Insulation by Drywall | | | | |
| ** Total Acoustical Ceilings | | | | |
| ** Total Wallcoverings | | | | |
| ** Total Ceramic tile | | | | |
| ** Total VCT | | | | |
| ** Total Resilient Base | | | | |
| ** Total Flooring Accessories | | | | |
| ** Total Sports Flooring | | | | |
| ** Total Concrete Sealer | | | | |
| ** Total Paint Drywall | | | | |
| ** Total Paint Doors & Frames | | | | |
| ** Total | | 649 | | 8,700 |

Texas State Police Department
Vaughn Project No. 2793-00
ESTIMATE SUMMARY & DETAIL

VAUGHN

| Description | Quantity | UM | Unit Cost | TotalCost |
|---|-----------|-------|-----------|---------------|
| Paint Stairs & Railings | | | | |
| PAINT HANDRAILS - 3 LINE | 16.00 | LF | 45.00 | 720 |
| ** Total Paint Stairs & Railings | | | | 720 |
| Paint Steel Members | | | | |
| PAINT EXPOSED DECK | 639.00 | SF | 2.50 | 1,598 |
| PAINT BOLLARDS | 6.00 | EA | 30.00 | 180 |
| ** Total Paint Steel Members | | | | 1,778 |
| Paint Preparation | | | | |
| TAPE & FLOAT BY PAINTER | 48,440.00 | SF | 0.55 | 26,642 |
| TAPE & FLOAT BY PAINTER - DISPATCH | 1,500.00 | SF | 0.55 | 825 |
| ** Total Paint Preparation | | | | 27,467 |
| * Total 09.12 - PAINTING | | | | 83,006 |
| 10.00 - SPECIALTIES TURNKEY | | | | |
| Metal Lockers | | | | |
| PASS THROUGH | 1.00 | EA | 1,500.00 | 1,500 |
| INSTALL PASS THROUGH | 1.00 | EA | 300.00 | 300 |
| METAL LOCKERS - SINGLE TIER | 63.00 | EA | 250.00 | 15,750 |
| METAL LOCKERS - SINGLE TIER PASS THROUGH TYPE | 4.00 | EA | 550.00 | 2,200 |
| ** Total Metal Lockers | | | | 19,750 |
| Locker Room Benches | | | | |
| LOCKER BENCH - 4' | 5.00 | EA | 325.00 | 1,625 |
| SHOWER ROOM BENCH - ACCESSIBLE | 3.00 | EA | 450.00 | 1,350 |
| ** Total Locker Room Benches | | | | 2,975 |
| Lockers Scope Items | | | | |
| INCLUDES INSTALLATION | 1.00 | SCOPE | | |
| ** Total Lockers Scope Items | | | | |
| Fire Extinguishers | | | | |
| FIRE EXTINGUISHER W/BRACKET - 10 LB | 2.00 | EA | 120.00 | 240 |
| ** Total Fire Extinguishers | | | | 240 |
| Fire Extinguisher Cabinets | | | | |
| FIRE EXTINGUISHER W/CABINET | 4.00 | EA | 220.00 | 880 |
| ** Total Fire Extinguisher Cabinets | | | | 880 |
| Install Fire Protection Specialties | | | | |
| INSTALL FIRE EXTINGUISHER WITH BRACKETS | 2.00 | EA | 15.88 | 32 |
| INSTALL FIRE EXTINGUISHER WITH CABINET | 4.00 | EA | 31.77 | 127 |
| ** Total Install Fire Protection Specialties | | | | 159 |
| Knox Box | | | | |
| KNOX BOX | 1.00 | EA | 550.00 | 550 |
| ** Total Knox Box | | | | 550 |
| Install Knox Box | | | | |
| INSTALL KNOX BOX | 1.00 | EA | 90.79 | 91 |
| ** Total Install Knox Box | | | | 91 |
| Grab Bars | | | | |
| GRAB BARS - 36" SATIN FINISH, EXPOSED MTD. | 6.00 | EA | 29.50 | 177 |
| GRAB BARS - 42" SATIN FINISH, EXPOSED MTD. | 6.00 | EA | 38.50 | 231 |
| GRAB BARS - 36/42 CORNER SATIN FINISH, CONCEALED MTD. | 3.00 | EA | 92.00 | 276 |
| ** Total Grab Bars | | | | 684 |
| Paper Towel Dispensers | | | | |
| PAPER TOWEL DISPENSER W/WASTE RECESS SURFACE MTD. SMALL | 8.00 | EA | 165.00 | 1,320 |
| ** Total Paper Towel Dispensers | | | | 1,320 |

Texas State Police Department
Vaughn Project No. 2793-00
ESTIMATE SUMMARY & DETAIL

VAUGHN

| Description | Quantity | UM | Unit Cost | Total Cost |
|--|----------|----|-----------|---------------|
| Toilet Paper Dispensers | | | | |
| TOILET TISSUE DISPENSER, COVERED, DOUBLE ROLL, SURFACE MTD | 6.00 | EA | 135.00 | 810 |
| ** Total Toilet Paper Dispensers | | | | 810 |
| Sanitary Napkin Disposals | | | | |
| SANITARY NAPKIN DISPOSAL SURFACE MTD - OPEN FROM TOP | 5.00 | EA | 30.00 | 150 |
| TOILET SEAT COVER DISPENSER SURFACE MTD | 6.00 | EA | 40.00 | 240 |
| ** Total Sanitary Napkin Disposals | | | | 390 |
| Soap Dispensers | | | | |
| SOAP DISPENSER | 8.00 | EA | 45.00 | 360 |
| ** Total Soap Dispensers | | | | 360 |
| Shower Seats | | | | |
| SHOWER SEAT PHENOLIC | 3.00 | EA | 325.00 | 975 |
| ** Total Shower Seats | | | | 975 |
| Shower Curtains & Rods | | | | |
| SHOWER CURTAIN ROD | 3.00 | EA | 25.00 | 75 |
| SHOWER CURTAIN | 3.00 | EA | 30.00 | 90 |
| ** Total Shower Curtains & Rods | | | | 165 |
| Mirrors | | | | |
| MIRROR 18x36 | 6.00 | EA | 85.00 | 510 |
| MIRROR 24x72 | 3.00 | EA | 250.00 | 750 |
| ** Total Mirrors | | | | 1,260 |
| Mop Holders | | | | |
| MOP HOLDER, SS 3 HOLDERS 24"L | 1.00 | EA | 84.00 | 84 |
| ** Total Mop Holders | | | | 84 |
| Robe & Hat Hooks | | | | |
| ROBE HOOK, HVY DUTY, SINGLE | 12.00 | EA | 17.00 | 204 |
| ** Total Robe & Hat Hooks | | | | 204 |
| Install Toilet Accessories | | | | |
| INSTALL GRAB BARS | 15.00 | EA | 15.88 | 238 |
| INSTALL PAPER TOWEL DISPENSER WITH WASTE RECEPTICLE | 6.00 | EA | 23.82 | 143 |
| INSTALL TOILET TISSUE DISPENSER | 8.00 | EA | 23.82 | 191 |
| INSTALL NAPKIN/TAMPON DISPENSER | 5.00 | EA | 15.88 | 79 |
| INSTALL TOILET SEAT COVER DISPENSER | 6.00 | EA | 15.88 | 95 |
| INSTALL SOAP DISPENSER | 8.00 | EA | 15.88 | 127 |
| INSTALL SHOWER SEATS | 3.00 | EA | 31.77 | 95 |
| INSTALL SHOWER CURTAIN ROD | 3.00 | EA | 15.88 | 48 |
| INSTALL SHOWER CURTAIN | 3.00 | EA | 15.88 | 48 |
| INSTALL MIRROR - SMALL | 6.00 | EA | 15.88 | 95 |
| INSTALL MOP HOLDER | 1.00 | EA | 15.88 | 16 |
| INSTALL ROBE/CLOTHES HOOK | 12.00 | EA | 7.94 | 95 |
| ** Total Install Toilet Accessories | | | | 1,271 |
| * Total 10.00 - SPECIALTIES TURNKEY | | | | 32,167 |
| 10.08 - SIGNAGE | | | | |
| Plaques | | | | |
| CAST ALUMINUM PLAQUE - SMALL (12"X6") | 1.00 | EA | 185.00 | 185 |
| STAR LOGO | 1.00 | EA | 1,000.00 | 1,000 |
| ** Total Plaques | | | | 1,185 |
| Interior Signage | | | | |
| ROOM SIGNAGE - 9" X 9" | 66.00 | EA | 100.00 | 6,600 |
| ADD FOR BRAILLE | 55.00 | EA | 25.00 | 1,375 |
| INDIVIDUALLY MOUNTED METAL LETTERS - 1' TALL | 12.00 | EA | 150.00 | 1,800 |
| INSTALL PLAQUES | 1.00 | EA | 55.63 | 56 |
| TSUS Board of Regents Quarterly Meeting | 1.00 | EA | 150.00 | 150 |
| INSTALL STAR LOGO | 1.00 | EA | 150.00 | 150 |
| August 13 - 14, 2020 | | | | |

| <i>Description</i> | <i>Quantity UM</i> | <i>Unit Cost</i> | <i>TotalCost</i> |
|--|--------------------|------------------|------------------|
| INSTALL ROOM SIGNAGE / WAYFINDING SIGNS | 66.00 EA | 55.63 | 3,672 |
| INSTALL INDIVIDUALLY MOUNTED LETTERS | 12.00 EA | 150.00 | 1,800 |
| ** Total Interior Signage | | | 15,452 |
| * Total 10.08 - SIGNAGE | | | 16,637 |
| 12.04 - FLOOR MATS AND FRAMES | | | |
| Floor Mats, Frames & Grates | | | |
| ENTRANCE MAT - ALUMINUM W/ CARPET INSERTS | 70.00 SF | 42.00 | 2,940 |
| ** Total Floor Mats, Frames & Grates | | | 2,940 |
| Install Floor Mats, Frames & Grates | | | |
| INSTALL ENTRANCE MAT | 70.00 SF | 21.51 | 1,505 |
| ** Total Install Floor Mats, Frames & Grates | | | 1,505 |
| * Total 12.04 - FLOOR MATS AND FRAMES | | | 4,445 |
| 12.05 - BLINDS AND SHADES | | | |
| Mecho Shades | | | |
| MANUAL ROLLER SHADES ASSUMED AT SF01 WINDOWS | 539.00 SF | 12.00 | 6,468 |
| ** Total Mecho Shades | | | 6,468 |
| * Total 12.05 - BLINDS AND SHADES | | | 6,468 |
| 22.01 - PLUMBING | | | |
| Domestic Water Piping | | | |
| L-Cu DIST. PIPING 3/4" | 1,222.00 LF | 60.00 | 73,320 |
| L-Cu DIST. PIPING 1-1/2" | 252.00 LF | 72.88 | 18,367 |
| L-Cu DIST. PIPING 2" | 111.00 LF | 79.93 | 8,872 |
| ** Total Domestic Water Piping | | | 100,559 |
| Cleanouts & Specialties | | | |
| BACKFLOW PREVENTER 2" | 2.00 EA | 581.90 | 1,164 |
| GATE VALVES | 3.00 EA | 363.69 | 1,091 |
| THERMO MIXING VALVES | 1.00 EA | 727.38 | 727 |
| ** Total Cleanouts & Specialties | | | 2,982 |
| Sanitary Waste & Vent Piping | | | |
| C.I. WASTE & VENT ABOVE GROUND 2" | 196.00 LF | 74.00 | 14,504 |
| PVC WASTE & VENT UNDERGROUND 2" | 98.00 LF | 29.11 | 2,853 |
| PVC WASTE & VENT UNDERGROUND 4" | 237.00 LF | 39.00 | 9,243 |
| ** Total Sanitary Waste & Vent Piping | | | 26,600 |
| Floor Drains, Cleanouts, & Specialties | | | |
| WALL CLEANOUT 4" | 7.00 EA | 218.21 | 1,527 |
| FLOOR CLEANOUT 4" | 6.00 EA | 290.95 | 1,746 |
| ** Total Floor Drains, Cleanouts, & Specialties | | | 3,273 |
| Natural Gas Piping | | | |
| BLACK STEEL NAT. GAS PIPING 3/4" | 40.00 LF | 65.46 | 2,619 |
| ZONE VALVE 2" | 20.00 EA | 145.48 | 2,910 |
| ** Total Natural Gas Piping | | | 5,528 |
| Piping Insulation | | | |
| PIPING INSULATION | 511.00 LF | 22.12 | 11,304 |
| ** Total Piping Insulation | | | 11,304 |
| Fixtures, Drains, Connections | | | |
| WATER CLOSET, FLR MNTD, FLUSH VALVE | 6.00 EA | 2,596.73 | 15,580 |
| LAVATORY 1, WALL HUNG VITREOUS | 3.00 EA | 2,211.22 | 6,634 |
| LAVATORY 2, WALL HUNG VITREOUS | 3.00 EA | 2,211.22 | 6,634 |
| CARRIERS & SUPPORTS FOR LAVATORIES | 6.00 EA | 654.64 | 3,928 |
| SHOWER ASSEMBLIES | 3.00 EA | 2,182.13 | 6,546 |
| JANITORS SINK - FLOOR MOUNTED | 1.00 EA | 2,618.55 | 2,619 |
| DRINKING FOUNTAIN, WALL HUNG, ELEC W/ BOTTLE FILLER | 1.00 EA | 3,054.98 | 3,055 |
| TSUS Board of Regents Quarterly Meeting (4) - PROPOSED MEETING ROOM August 13 - 14, 2020 | 4.00 EA | 509.16 | 2,037 |

Texas State Police Department
Vaughn Project No. 2793-00
ESTIMATE SUMMARY & DETAIL

VAUGHN

| Description | Quantity | UM | Unit Cost | TotalCost |
|---|-----------|------|-----------|----------------|
| FLOOR SINK, PORCELAIN ENAMEL | 1.00 | EA | 654.64 | 655 |
| TRAP PRIMERS | 4.00 | EA | 218.21 | 873 |
| HOSE BIB 3/4" | 3.00 | EA | 109.11 | 327 |
| ** Total Fixtures, Drains, Connections | | | | 48,887 |
| Water Softeners | | | | |
| PACKAGED WATER SOFTENER | 1.00 | EA | 10,000.00 | 10,000 |
| ** Total Water Softeners | | | | 10,000 |
| Water Heaters | | | | |
| GAS WH, DOMESTIC, 110 GPH | 1.00 | EA | 8,037.49 | 8,037 |
| ** Total Water Heaters | | | | 8,037 |
| Misc. Pumps | | | | |
| IN-LINE RECIRC PUMP, 3" | 1.00 | EA | 3,782.35 | 3,782 |
| ** Total Misc. Pumps | | | | 3,782 |
| * Total 22.01 - PLUMBING | | | | 220,953 |
| 23.01 - HVAC | | | | |
| Building HVAC Controls | | | | |
| SIEMENS CONTROLS - SEE ALTERNATES | 13,840.00 | SF | | |
| ** Total Building HVAC Controls | | | | |
| Refrigerant Piping | | | | |
| SUCTION PIPING | 1,033.00 | LF | 55.21 | 57,029 |
| LIQUID PIPING | 1,033.00 | LF | 55.21 | 57,029 |
| ** Total Refrigerant Piping | | | | 114,059 |
| Piping Connections | | | | |
| VRF CASSETTES WITH BASIC CONTROLS | 41.00 | EA | 4,600.00 | 188,600 |
| ** Total Piping Connections | | | | 188,600 |
| Steam & Condensate Equipment & Piping | | | | |
| 2 1/2" COND SCH 80 CS THREADED & CPLE | 968.00 | LF | 24.81 | 24,014 |
| ** Total Steam & Condensate Equipment & Piping | | | | 24,014 |
| Hydronic Specialties | | | | |
| EXPANSION TANK - 8 GALLON | 1.00 | EA | 650.00 | 650 |
| ** Total Hydronic Specialties | | | | 650 |
| Supply/Return/Exhaust Duct | | | | |
| GALVANIZED RECTANGULAR DUCT | 2,500.00 | LB | 8.00 | 20,000 |
| GALVANIZED SPIRAL DUCT | 40.00 | LB | 8.00 | 320 |
| ** Total Supply/Return/Exhaust Duct | | | | 20,320 |
| Duct & Piping Insulation | | | | |
| DUCT INSULATION | 13,840.00 | SF | 1.25 | 17,301 |
| PIPING INSULATION | 1,088.00 | LF | 15.03 | 16,355 |
| ** Total Duct & Piping Insulation | | | | 33,656 |
| Air Distribution Devices | | | | |
| HORIZONTAL DIFFUSER | 1.00 | EA | 110.00 | 110 |
| STANDARD PERF. DIFFUSER | 57.00 | EA | 54.99 | 3,135 |
| RETURN GRILLES STANDARD | 57.00 | EA | 65.02 | 3,706 |
| EXHAUST REGISTERS | 10.00 | EA | 65.00 | 650 |
| MINI SPLIT WITH CONDENSING UNIT | 1.00 | EA | 7,500.00 | 7,500 |
| ** Total Air Distribution Devices | | | | 15,101 |
| Exhaust/Return Fans | | | | |
| EXHAUST FANS | 960.00 | CFM | 19.48 | 18,701 |
| RIGGING | 10.00 | EA | 1,000.00 | 10,000 |
| ** Total Exhaust/Return Fans | | | | 28,701 |
| AHUs & OAHUs | | | | |
| OUTDOOR TYPE - CONSTANT VOLUME | 50.00 | TONS | 2,300.00 | 115,000 |
| ** Total AHUs & OAHUs | | | | 115,000 |

Texas State Police Department
Vaughn Project No. 2793-00
ESTIMATE SUMMARY & DETAIL



| Description | Quantity | UM | Unit Cost | TotalCost |
|--|-----------|----|-----------|----------------|
| HEAT PUMP | 2.00 | EA | 6,000.00 | 12,000 |
| UNIT HEATER | 1.00 | EA | 1,500.00 | 1,500 |
| ** Total Fan Coil Units | | | | 13,500 |
| * Total 23.01 - HVAC | | | | 553,601 |
| 26.01 - ELECTRICAL | | | | |
| Site Electrical Demo | | | | |
| MISC. SITE DEMO/MAKE SAFE | 1.00 | LS | 7,500.00 | 7,500 |
| ** Total Site Electrical Demo | | | | 7,500 |
| Site Electrical Ductbank | | | | |
| ELECTRICAL PRIMARY - ELECTRICAL PRIMARY FROM DORM TO MANHOLE - NOT SHOWN | 350.00 | LF | 160.00 | 56,000 |
| ELECTRICAL PRIMARY/SECONDARY - SITE DUCT BANK AND WIRING - FROM MANHOLE TO UPD | 310.00 | LF | 280.00 | 86,800 |
| SITE DUCT BANK - DATA | 240.00 | LF | 110.00 | 26,400 |
| ELECTRICAL PRIMARY/SECONDARY - EXCAVATION AND BACKFILL - ELECTRICAL | 310.00 | LF | 95.00 | 29,450 |
| EXCAVATION AND BACKFILL - DATA | 240.00 | LF | 95.00 | 22,800 |
| ** Total Site Electrical Ductbank | | | | 221,450 |
| Light Poles & Standards | | | | |
| LANDSCAPE LIGHTING | 1.00 | LS | 20,000.00 | 20,000 |
| PARKING LOT LIGHT POLES | 6.00 | EA | 3,000.00 | 18,000 |
| ** Total Light Poles & Standards | | | | 38,000 |
| Building Electrical | | | | |
| FIRE ALARM CONDUIT & BACK BOXES | 13,840.00 | SF | 0.50 | 6,920 |
| TELE/DATA CONDUIT & BACK BOXES | 13,840.00 | SF | 0.35 | 4,844 |
| AUDIO VISUAL CONDUIT & BACK BOXES | 13,840.00 | SF | 0.50 | 6,920 |
| SECURITY CONDUIT & BACK BOXES | 13,840.00 | SF | 0.50 | 6,920 |
| ** Total Building Electrical | | | | 25,604 |
| Secondary Feeders | | | | |
| SECONDARY FEEDERS | 13,840.00 | SF | 1.50 | 20,760 |
| ** Total Secondary Feeders | | | | 20,760 |
| Distribution Panels and Panelboards | | | | |
| 120/208 V, 4 WIRE, 225 AMP MAIN | 2.00 | EA | 1,850.36 | 3,701 |
| 277/480 V, 4 WIRE, 800 AMP MAIN | 1.00 | EA | 8,860.00 | 8,860 |
| ** Total Distribution Panels and Panelboards | | | | 12,561 |
| Branch Circuiting | | | | |
| CONDUIT/CIRCUITING TO DEVICE | 533.00 | EA | 129.00 | 68,757 |
| 120V SINGLEPLEX OUTLET | 2.00 | EA | 187.03 | 374 |
| 120V DUPLEX OUTLET | 169.00 | EA | 187.03 | 31,608 |
| 120V DUPLEX OUTLET - DISPATCH | 6.00 | EA | 187.03 | 1,122 |
| 120V GFI DUPLEX OUTLET | 12.00 | EA | 191.63 | 2,300 |
| 120V GFI DUPLEX OUTLET - WR | 4.00 | EA | 191.63 | 767 |
| 120V FOURPLEX OUTLET | 37.00 | EA | 229.19 | 8,480 |
| 120V FOURPLEX FLOORBOX | 10.00 | EA | 468.12 | 4,681 |
| ** Total Branch Circuiting | | | | 118,088 |
| Cable Tray | | | | |
| LADDER, GALVANIZED, 4" RUNG, 12"W NO COVER | 20.00 | LF | 29.97 | 599 |
| ** Total Cable Tray | | | | 599 |
| Building Light Fixtures | | | | |
| F1 & F2 - 2X2 LAY-IN | 211.00 | EA | 550.00 | 116,050 |
| F4- 1X4' SINGLE TUBE | 14.00 | EA | 606.38 | 8,489 |
| F3 - RECESSED CAN | 18.00 | EA | 424.46 | 7,640 |
| F5 - RECESSED CAN | 2.00 | EA | 424.46 | 849 |
| S1 - OUTDOOR RECESSED CAN | 8.00 | EA | 848.93 | 6,791 |
| EXIT LIGHT | 8.00 | EA | 363.83 | 2,911 |
| EXTERIOR WALL PACK | 2.00 | EA | 618.61 | 1,237 |
| ** Total Building Light Fixtures | | | | 143,968 |

Texas State Police Department
Vaughn Project No. 2793-00
ESTIMATE SUMMARY & DETAIL

VAUGHN

| Description | Quantity | UM | Unit Cost | Total Cost |
|---|-----------|-----|------------|----------------|
| Lighting Controls | | | | |
| LIGHTING CONTROLS | 13,840.00 | SF | 2.30 | 31,825 |
| ** Total Lighting Controls | | | | 31,825 |
| HVAC Connections | | | | |
| VRF CASSETTE HOOK-UP | 40.00 | EA | 909.56 | 36,383 |
| AHU HOOK-UP | 1.00 | EA | 1,515.94 | 1,516 |
| ** Total HVAC Connections | | | | 37,898 |
| Transformers | | | | |
| ELECTRICAL PRIMARY - SITE TRANSFORMER | 1.00 | EA | 100,000.00 | 100,000 |
| ** Total Transformers | | | | 100,000 |
| Generators | | | | |
| 250 KVA DIESEL GENERATOR | 1.00 | EA | 140,000.00 | 140,000 |
| ** Total Generators | | | | 140,000 |
| Fire Alarm | | | | |
| FIRE ALARM SYSTEM | 13,840.00 | SF | 5.00 | 69,200 |
| ** Total Fire Alarm | | | | 69,200 |
| Electrical Scope Items | | | | |
| TEMP. ELECTRICAL | 13,840.00 | SF | 1.10 | 15,224 |
| ** Total Electrical Scope Items | | | | 15,224 |
| * Total 26.01 - ELECTRICAL | | | | 982,678 |
| 27.01 - TELECOM/DATA | | | | |
| Backbone | | | | |
| BACKBONE CABLING | 440.00 | LF | 90.91 | 40,000 |
| ** Total Backbone | | | | 40,000 |
| Equipment | | | | |
| TYPICAL TR/IDF BUILDOUT (INCL. 4 RACKS, LADDER RACKS, CABLE MANAGEMENT, POWER STRIPS, BONDING STRAPS) | 1.00 | EA | 8,865.00 | 8,865 |
| ** Total Equipment | | | | 8,865 |
| Horizontal Cabling/Distribution | | | | |
| DATA OUTLET - 1 DATA DROP (INCL. CABLING, CONNECTORS, FACE PLATE, TESTING) - CAM | 15.00 | EA. | 350.00 | 5,250 |
| DATA OUTLET - 1 DATA DROP (INCL. CABLING, CONNECTORS, FACE PLATE, TESTING) - WAP | 9.00 | EA. | 350.00 | 3,150 |
| DATA OUTLET - 2 DATA DROP (INCL. CABLING, CONNECTORS, FACE PLATE, TESTING) | 59.00 | EA | 450.00 | 26,550 |
| DATA OUTLET - 2 DATA DROP (INCL. CABLING, CONNECTORS, FACE PLATE, TESTING) - DISPATCH | 4.00 | EA | 450.00 | 1,800 |
| DATA OUTLET - 2 DATA DROP (INCL. CABLING, CONNECTORS, FACE PLATE, TESTING) - FB | 2.00 | EA | 450.00 | 900 |
| DATA OUTLET - 4 DATA DROP (INCL. CABLING, CONNECTORS, FACE PLATE, TESTING) | 9.00 | EA | 650.00 | 5,850 |
| DATA OUTLET - 4 DATA DROP (INCL. CABLING, CONNECTORS, FACE PLATE, TESTING) - FB | 3.00 | EA | 650.00 | 1,950 |
| DATA OUTLET - 6 DATA DROP (INCL. CABLING, CONNECTORS, FACE PLATE, TESTING) - FB | 4.00 | EA | 850.00 | 3,400 |
| ** Total Horizontal Cabling/Distribution | | | | 48,850 |
| Data Scope Items | | | | |
| TELEPHONE BACKER BOARD - PLYWOOD | 160.00 | SF | 2.50 | 400 |
| ** Total Data Scope Items | | | | 400 |
| * Total 27.01 - TELECOM/DATA | | | | 98,115 |

28.01 - SECURITY

Texas State Police Department
Vaughn Project No. 2793-00
ESTIMATE SUMMARY & DETAIL

VAUGHN

| Description | Quantity | UM | Unit Cost | TotalCost |
|--|-----------|-----|-----------|----------------|
| Access Control | | | | |
| CARD READERS (PER DOOR, READER, REX, LOCK, DOOR CONTACTS, WIRING, INSTALL) | 18.00 | EA | 1,200.00 | 21,600 |
| ** Total Access Control | | | | 21,600 |
| Other Access Control | | | | |
| CARD READER ROUGH IN (PER DOOR) | 18.00 | EA | 1,500.00 | 27,000 |
| HEADEND - (PER DOOR INCLUDES CONTROL PANEL, LOCK POWER SUPPLY) | 18.00 | EA | 600.00 | 10,800 |
| ** Total Other Access Control | | | | 37,800 |
| * Total 28.01 - SECURITY | | | | 59,400 |
| 31.01 - EARTHWORK | | | | |
| Paving Demo | | | | |
| REMOVE SIDEWALKS | 1,830.00 | SF | 3.50 | 6,405 |
| REMOVE CONCRETE CURBS | 70.00 | LF | 3.75 | 263 |
| REMOVE RETAINING WALLS | 90.00 | LF | 14.00 | 1,260 |
| DUMPSTERS FOR DEMOLITION | 2.00 | EA | 550.00 | 1,100 |
| ** Total Paving Demo | | | | 9,028 |
| Clearing | | | | |
| REMOVE TREES | 33.00 | EA | 350.00 | 11,550 |
| DUMPSTERS FOR CLEARING | 3.00 | EA | 450.00 | 1,350 |
| ** Total Clearing | | | | 12,900 |
| Stripping | | | | |
| STRIPPING - LESS THAN 2 ACRES | 440.00 | TCY | 11.62 | 5,111 |
| HAUL OFF STRIPPING MATERIALS | 440.00 | TCY | 12.00 | 5,280 |
| ** Total Stripping | | | | 10,391 |
| Building Mass Excavation | | | | |
| *** BUILDING EXCAVATION AREA *** | 15,140.00 | SF | | |
| EXPORT MATERIALS | 5,545.00 | TCY | 10.00 | 55,450 |
| MASS EXCAVATION | 5,545.00 | TCY | 2.53 | 14,054 |
| ** Total Building Mass Excavation | | | | 69,504 |
| Building Structural Fill | | | | |
| STRUCTURAL FILL | 3,588.00 | TCY | 2.22 | 7,962 |
| IMPORT MATERIALS | 3,140.00 | TCY | 12.00 | 37,680 |
| SCARIFY AND COMPACT | 15,140.00 | SF | 0.18 | 2,653 |
| ** Total Building Structural Fill | | | | 48,295 |
| Paving Cut/Fill | | | | |
| EXPORT MATERIALS - PAVING | 2,870.00 | TCY | 10.00 | 28,700 |
| CUT FOR PARKING LOT | 3,850.00 | TCY | 2.05 | 7,878 |
| FILL FOR PARKING LOT | 985.00 | TCY | 2.69 | 2,652 |
| ** Total Paving Cut/Fill | | | | 39,230 |
| Landscape Cut/Fill | | | | |
| CUT/FILL FOR SITEWORK | 45,000.00 | SF | 0.47 | 21,229 |
| ** Total Landscape Cut/Fill | | | | 21,229 |
| Base Materials | | | | |
| LIMESTONE BASE | 400.00 | TON | 40.34 | 16,137 |
| ** Total Base Materials | | | | 16,137 |
| Asphalt Paving | | | | |
| ASPHALT PAVING - 2" TYPE D | 10,870.00 | SF | 1.25 | 13,588 |
| ** Total Asphalt Paving | | | | 13,588 |
| * Total 31.01 - EARTHWORK | | | | 240,300 |

31.04 - SWPPP

Construction Entrances

| | | | | |
|--|------|----|----------|--------------|
| CONSTRUCTION ENTRANCES | 2.00 | EA | 2,200.00 | 4,400 |
| ** Total Construction Entrances | | | | 4,400 |

Texas State Police Department
Vaughn Project No. 2793-00
ESTIMATE SUMMARY & DETAIL



| Description | Quantity | UM | Unit Cost | Total Cost |
|---|-----------|-------|-----------|---------------|
| SILT FENCING - PLAIN | 900.00 | LF | 3.89 | 3,504 |
| ** Total Silt Fencing | | | | 3,504 |
| Other SWPPP Requirements | | | | |
| SWPPP INSPECTIONS | 11.00 | MO | 450.00 | 4,950 |
| ** Total Other SWPPP Requirements | | | | 4,950 |
| * Total 31.04 - SWPPP | | | | 12,854 |
| 31.05 - SOIL TREATMENT | | | | |
| Termite Treatment | | | | |
| TERMITE TREATMENT | 13,840.00 | SF | 0.16 | 2,214 |
| ** Total Termite Treatment | | | | 2,214 |
| * Total 31.05 - SOIL TREATMENT | | | | 2,214 |
| 32.04 - UNIT PAVERS | | | | |
| Brick Unit Pavers | | | | |
| REINSTALL PAVERS | 500.00 | SF | 10.00 | 5,000 |
| ** Total Brick Unit Pavers | | | | 5,000 |
| * Total 32.04 - UNIT PAVERS | | | | 5,000 |
| 32.07 - FENCES & GATES | | | | |
| Ornamental Fencing | | | | |
| TUBULAR PICKET FENCE - 8' TALL | 382.00 | LF | 75.00 | 28,650 |
| ** Total Ornamental Fencing | | | | 28,650 |
| Fencing Scope Items | | | | |
| MOTORIZED GATE | 1.00 | EA | 25,000.00 | 25,000 |
| ** Total Fencing Scope Items | | | | 25,000 |
| * Total 32.07 - FENCES & GATES | | | | 53,650 |
| 32.13 - LANDSCAPE & IRRIGATION | | | | |
| Irrigation Systems | | | | |
| IRRIGATION SYSTEM | 6.00 | ZONES | 6,500.00 | 39,000 |
| TEMP IRRIGATION | 1.00 | LS | 2,500.00 | 2,500 |
| CONNECT TO MAIN | 1.00 | EA | 2,500.00 | 2,500 |
| IRRIGATION METER - 2" | 1.00 | EA | 1,800.00 | 1,800 |
| ** Total Irrigation Systems | | | | 45,800 |
| Trees | | | | |
| SHADE TREE - LARGE | 6.00 | EA | 750.00 | 4,500 |
| SHADE TREE - MEDIUM | 5.00 | EA | 450.00 | 2,250 |
| ** Total Trees | | | | 6,750 |
| Plants & Shrubs | | | | |
| PLANTING BED | 1,231.00 | SF | 3.00 | 3,693 |
| PLANTING BED WITH GRAVEL | 1,840.00 | SF | 4.00 | 7,360 |
| ** Total Plants & Shrubs | | | | 11,053 |
| Lawns & Grasses | | | | |
| LABOR TO PREP SOD | 51,325.00 | SF | 0.05 | 2,566 |
| EXISTING LANDSCAPE RESTORATION | 20,000.00 | SF | 0.50 | 10,000 |
| LAWN - JAMUR ZOYBA SOD | 32,043.00 | SF | 0.45 | 14,419 |
| 1" SAND LEVEL UNDER GRASS | 51,325.00 | SF | 0.02 | 1,027 |
| ** Total Lawns & Grasses | | | | 28,012 |
| Plant Preparation | | | | |
| MULCH AT TREES AND BEDS | 33.00 | CY | 35.00 | 1,155 |
| TOPSOIL FOR BEDS | 114.00 | TCY | 57.13 | 6,513 |
| TOPSOIL FOR SOD | 320.00 | TCY | 57.13 | 18,283 |
| LABOR TO TILL AND PREP BEDS | 3,071.00 | SF | 0.10 | 305 |
| ** Total Plant Preparation | | | | 26,256 |
| Plant Accessories | | | | |
| STEEL EDGING | 875.00 | LF | 2.10 | 1,838 |
| POSTS Board of Regents Quarterly Meeting | 824.00 | SF | 4.00 | 3,296 |
| GRASS SEED 14# 2020 | 606.00 | SF | 2.10 | 1,273 |

Texas State Police Department
Vaughn Project No. 2793-00
ESTIMATE SUMMARY & DETAIL



| Description | Quantity | UM | Unit Cost | Total Cost |
|---|----------|----|-----------|----------------|
| TREE STAKING | 11.00 | EA | 35.00 | 385 |
| ** Total Plant Accessories | | | | 6,791 |
| Landscaping Scope Items | | | | |
| LIMESTONE BLOCK BENCH - 6' | 7.00 | EA | 1,200.00 | 8,400 |
| ** Total Landscaping Scope Items | | | | 8,400 |
| * Total 32.13 - LANDSCAPE & IRRIGATION | | | | 133,062 |
| 32.14 - STRIPING & SIGNS | | | | |
| Handicap Signs | | | | |
| HC SIGNS WITH POSTS | 2.00 | EA | 200.00 | 400 |
| ** Total Handicap Signs | | | | 400 |
| Striping | | | | |
| FIRE LANE STRIPING | 300.00 | LF | 2.00 | 600 |
| PARKING LOT STRIPING | 475.00 | LF | 1.00 | 475 |
| ** Total Striping | | | | 1,075 |
| Emblems | | | | |
| HANDICAP EMBLEMS | 2.00 | EA | 75.00 | 150 |
| ** Total Emblems | | | | 150 |
| * Total 32.14 - STRIPING & SIGNS | | | | 1,625 |
| 33.01 - SITE UTILITIES | | | | |
| Asphalt Paving | | | | |
| ASPHALT PAVING - 2" TYPE D - SANITARY SEWER PATCH | 2,000.00 | SF | 5.00 | 10,000 |
| ** Total Asphalt Paving | | | | 10,000 |
| Water Piping | | | | |
| C900 WATER LINE - 6" | 285.00 | LF | 35.00 | 9,975 |
| CONNECTION TO MAIN | 1.00 | EA | 2,500.00 | 2,500 |
| TRENCHING AND BACKFILL | 285.00 | LF | 65.00 | 18,525 |
| INSTALL WATER LINE PIPE | 285.00 | LF | 54.78 | 15,614 |
| ** Total Water Piping | | | | 46,614 |
| Sanitary Piping | | | | |
| PVC SDR 26 - 8" | 150.00 | LF | 11.25 | 1,688 |
| PVC SDR 26 WYE - 8" | 3.00 | EA | 153.49 | 460 |
| PVC SDR 26 BEND - 8" | 2.00 | EA | 145.42 | 291 |
| INSTALL SANTARY PIPE | 150.00 | LF | 26.62 | 3,993 |
| TRENCHING AND BACKFILL | 150.00 | LF | 65.00 | 9,750 |
| ** Total Sanitary Piping | | | | 16,182 |
| Storm Drainage Piping | | | | |
| PVC SDR 35 - 12" | 405.00 | LF | 24.00 | 9,720 |
| PVC SDR 35 - 18" | 101.00 | LF | 33.00 | 3,333 |
| PVC SDR 35 TEE - 12" | 1.00 | EA | 552.86 | 553 |
| PVC SDR 35 WYE - 12" | 1.00 | EA | 382.71 | 383 |
| PVC SDR 35 BEND - 12" | 5.00 | EA | 238.10 | 1,191 |
| ** Total Storm Drainage Piping | | | | 15,179 |
| Storm Inlets and Manholes | | | | |
| AREA INLET - PRECAST 4' DEEP | 5.00 | EA | 900.00 | 4,500 |
| ** Total Storm Inlets and Manholes | | | | 4,500 |
| Storm Drainage Structures | | | | |
| INSTALL STORM PIPE | 506.00 | LF | 26.62 | 13,470 |
| PRE CAST CONCRETE HEADWALL | 2.00 | EA | 1,999.36 | 3,999 |
| TRENCHING AND BACKFILL | 506.00 | LF | 65.00 | 32,890 |
| ** Total Storm Drainage Structures | | | | 50,359 |
| Paving Demo for Utilities | | | | |
| REMOVE ASPHALT PAVING (SANITARY) | 1,000.00 | SF | 2.00 | 2,000 |
| REMOVE ASPHALT PAVING (WATER) | 1,000.00 | SF | 2.00 | 2,000 |
| ** Total Paving Demo for Utilities | | | | 4,000 |
| TSUS Board of Regents Quarterly Meeting August 13 - 14, 2020 | | | 658 | |

| <i>Description</i> | <i>Quantity</i> | <i>UM</i> | <i>Unit Cost</i> | <i>Total Cost</i> |
|---|-----------------|-----------|------------------|-------------------|
| Approved Subcontractors | | | | |
| HYDRO-EXCAVATION ALLOTMENT | 1.00 | LS | 15,000.00 | 15,000 |
| ** Total Approved Subcontractors | | | | 15,000 |
| * Total 33.01 - SITE UTILITIES | | | | 161,833 |
| Total Gross Cost | | | | 5,094,151 |

TAB 6
Total Project Cost (TPC)

Total Project Budget:

| | |
|---|-----------------------|
| Total Estimated Construction Cost: | \$9,000,000.00 |
| Construction Cost Limitation (CCL): | \$6,547,000.00 |
| CMR Pre-Construction Services: | \$45,000.00 |
| Owner’s Construction Contingency: | \$289,501.00 |
| Architect/Engineer Fees: | \$503,147.00 |
| Furnishings and Equipment: | \$550,000.00 |
| Owner Contracted Services / Other Work: | \$302,597.00 |
| Owner Provided Services / Miscellaneous: | \$234,680.00 |
| Project Contingency: | \$196,814.00 |
| Project Management Administrative Fees: | \$266,261.00 |
| Landscape Enhancement: (included in CCL) | \$0,000.00 |
| Public Art: | \$65,000.00 |
| Estimated Total Project Cost: | \$9,000,000.00 |

TAB 7

Cost Comparison

Cost Comparison

| | | | | |
|--------------|---|--------------------------------------|---------------------------|-------------------------------------|
| | San Antonio College Victory Center | El Paso Emergency Department | BE3 Building | University Police Department |
| Owner | Alamo Colleges District – San Antonio College | University Medical Center of El Paso | The University of Texas | Texas State University |
| Location | San Antonio | El Paso | Austin | San Marcos |
| Completion | October, 2018 | March, 2018 | August, 2019 | Est. 2021 |
| Project Type | New construction | New construction | New construction | New construction |
| Gross SF | 20,000 | 10,800 | 10,000 | 13,840 |
| Overall Cost | \$ 9,252,520 | \$5,971,853 | \$4,745,7070** | \$6,547,000 |
| Escalation* | Included @ 4.5% over 3yrs | Included @ 4.5% over 3yrs | Included @ 4.5% over 2yrs | |
| Cost Per SF | \$462 | \$553 | \$475 | \$473 |

*Escalation construction costs based on original date to estimated mid-point of construction per the Associated General Contractors of America (AGC) and project escalation of 4.5% per year (from Construction Analytics), including comparable allowance for site allowance and construction factors.

**\$50,000 was added to the cost of this building to account for the fact that this was an open plan concept with large lab areas, very few offices, restrooms, and other functions that the UPD design entails.

Design Development Submittal



TAB 8

Environmental Impact

Environmental Impact

It was determined by Texas State University that this project will not try to attain any type of certification from the US Green Building Council (LEED) or any other sustainable organization. However, the A/E team has, in good faith, used the design standards from these organizations to reduce the impact of the project on the environment. To provide a sustainable approach the MEP systems are designed to meet the requirements published in 2015 International Energy Conservation Code and equipment selections were made at or above efficiencies established by the Standard.

The following sustainable energy saving features were incorporated into the project:

Mechanical Systems:

- High efficiency VRF system.
- Variable speed drives on all supply fans.
- Variable Air Volume dedicated outdoor air unit.
- Demand Control Ventilation for high occupancy areas.

Electrical Systems:

- Energy efficient light fixtures
- Lighting controls, occupancy sensors

Sustainable Design Approach

While the University Police Department (UPD) project will not be a LEED certified project, Atkins and our consultant team are committed to utilizing a sustainable, and green building approach in not only the UPD project, but in all our projects. From careful analysis of the materials and their physical makeup, recycled content and products that are certified “Green” to energy efficient equipment and lighting, we take a sustainable approach to every aspect of our design approach. The following is a recap of the pro-active issues directly related to the design approach and material selection and use:

Heat Island Reduction

- Plants and trees to shade paved areas

Light Pollution Reduction

- Non-uptight exterior luminaires

Water Efficiency

- Outdoor water use reduction with low water regional vegetation
- Indoor water use reduction with low flow fixtures

Energy and Atmosphere

- LED lighting
- Whole-building energy modeling per ASHRAE
- High-performance exterior glazing
- Quality views from interior to exterior

and daylight harvesting

Plumbing Systems:

- Energy efficient water heaters
- Well insulated domestic hot water lines
- Low-flow faucets and flush-valves
- Aquastat and timer controls on domestic hot-water circulation pumps

Materials and Resources

- Materials with high recycled content
- Low VOC paints and coatings
- Multi-use/Flexibility of design spaces

Indoor Air Quality

- Improved ventilation and use of outside make-up air
- Reduced background noise in HVAC equipment
- Improved acoustical control
- Trapping of dirt/particulates at entrances (floors)

Design Development Submittal

TSUS: Informational: Planning and Construction Report

The following Planning and Construction Report provides a summary of the planning and construction activities of the components of The Texas State University System.

The Report contains:

- Executive Summary
- Overview of TSUS Capital Projects
- Summary of TSUS Capital Projects
 - Final Report for TxSt Health Professions Building No. 1 (Willow Hall)

EXECUTIVE SUMMARY

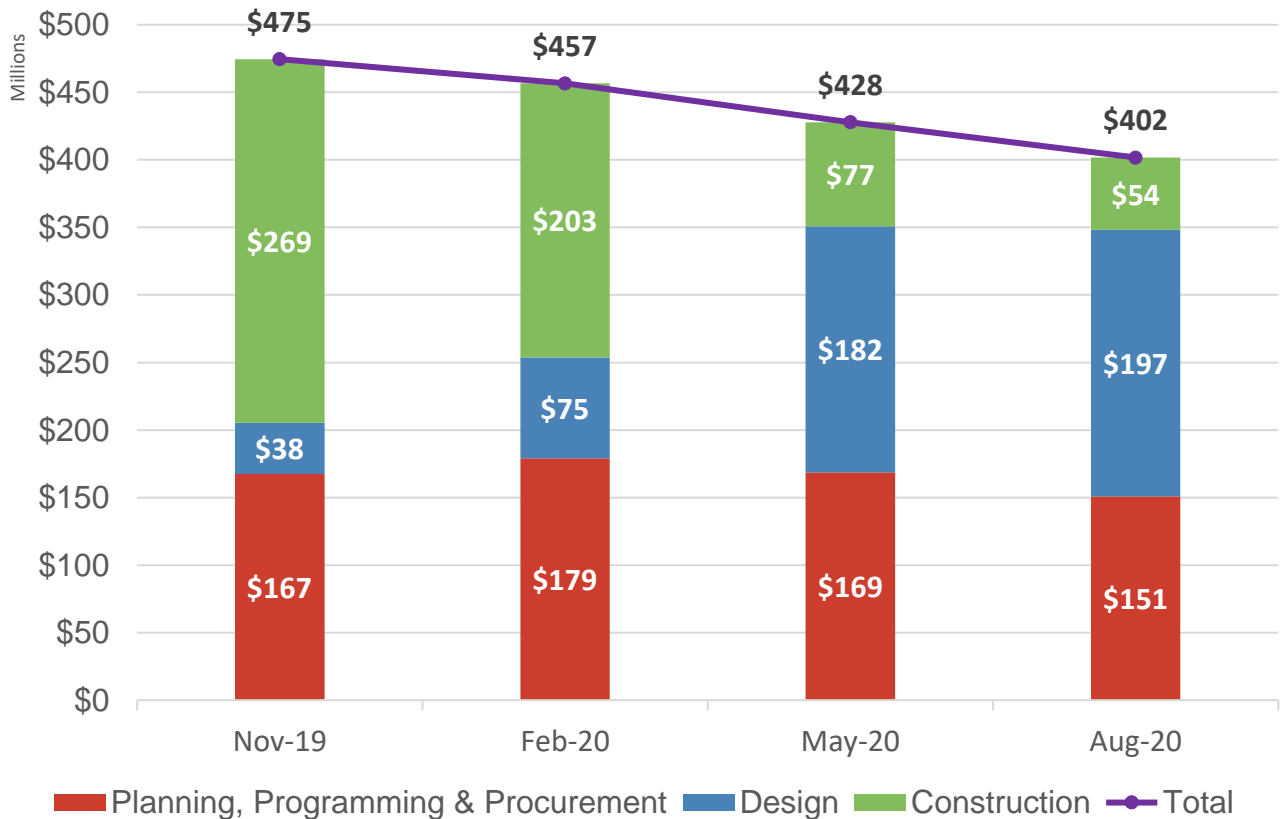
Planning and Construction Report

August 2020

Capital Project values, including post substantial completion projects, increased 0.6% in the current quarter from \$971 million to \$977 million. Active Capital Projects totaling \$402 million of project value in planning, design, or construction, decreased 2% from the previous quarter's value of \$428 million.

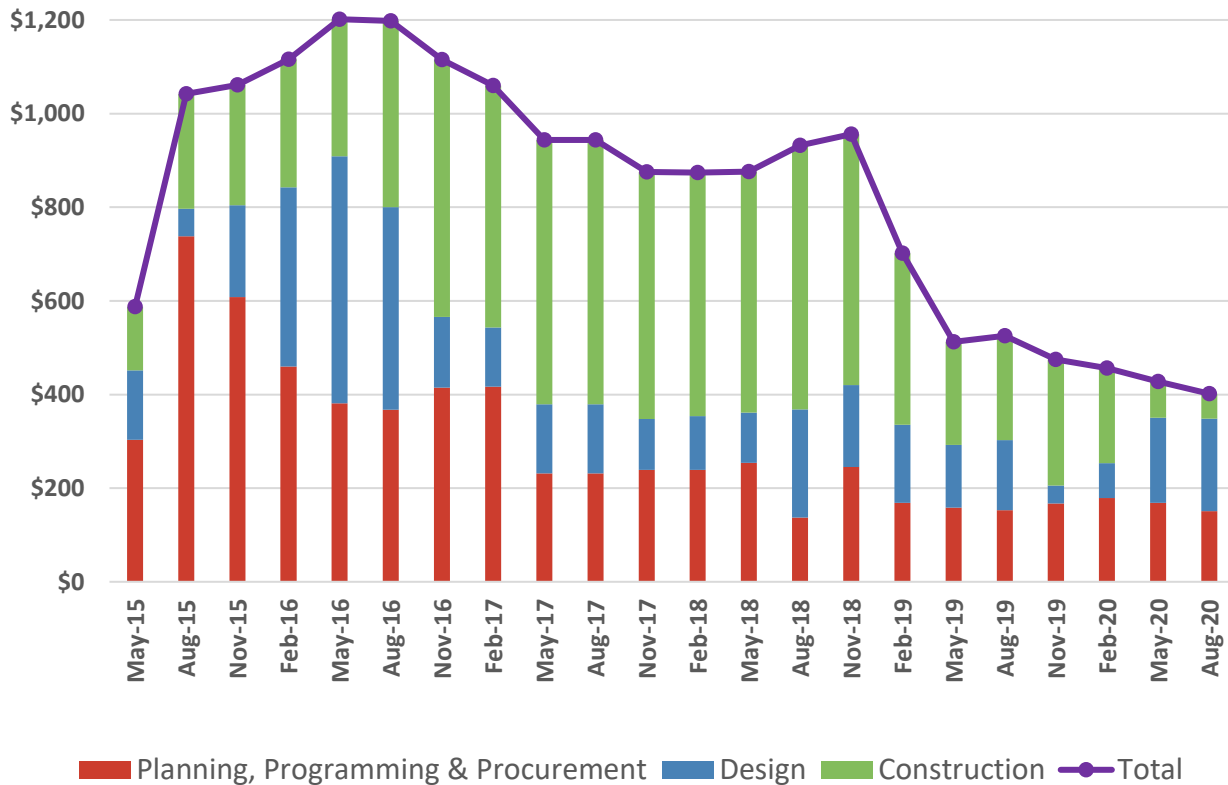
| Summary of Active Capital Projects | | | |
|------------------------------------|--------------------|--------------------------|------------------------------|
| | Number of Projects | Project Value (millions) | Change from Previous Quarter |
| Planning | 10 | \$ 151 | -11% |
| Design | 21 | \$ 197 | 8% |
| Construction | 11 | \$ 54 | -30% |
| Total: | 42 | \$ 402 | -2% |

Planning, Design and Construction Activity



A longer-term view shows a stabilization and slight decline in Active Capital Project values, after a peak in fiscal year 2016.

Planning, Design and Construction Activity



As a result of the November 2019 Policies and Procedures Manual for Planning and Construction changes affecting delegated authority levels, all Capital Projects valued at \$1 million dollars or greater, including projects performed under the President’s and Chancellor’s authority, are reported in the data for August 2020. Projects valued at \$1 million or greater and delegated to the Component Institutions were not fully reported in data prior to February 2020.

OVERVIEW OF CAPITAL PROJECTS

July 6, 2020

Data is as of July 6, 2020

TSUS Capital Projects (funding identified)

| Component | Project Name | Est. Cost | Phase | Authority | Construction Start | Construction Finish | Notes |
|-----------|---|---------------|--------------------------|-----------|--------------------|---------------------|--|
| LIT | Truck Driving Center | \$ 1,368,655 | 2-Programming | BOR | TBD | TBD | Architect/Engineer solicitation underway |
| LIT | TA Buildings 1,4,5 Renovations/Replacement (Student Success Building) | \$ 7,417,519 | 8-Close-out | BOR | June, 2018 | October, 2019 | Working on close-outs |
| LSC-O | Capital One Building Renovations | \$ 1,800,000 | 4-Schematic Design | Delegated | TBD | TBD | Schematic Design underway |
| LSC-PA | Industrial Training Center Renovation | \$ 6,000,000 | 5-Design Development | BOR | TBD | TBD | Design Development phase nearing completion |
| LSC-PA | Ruby Fuller Building Renovation | \$ 7,142,325 | 6-Construction Documents | BOR | TBD | TBD | Contractor solicitation underway |
| LSC-PA | Process Technology Training Unit | \$ 2,000,000 | 8-Close-out | BOR | July, 2019 | November, 2019 | Working on close-outs |
| LU | Geology & SBS Building Envelope Repair | \$ 2,300,000 | 6-Construction Documents | President | TBD | February, 2021 | |
| LU | Mary & John Gray Library Sprinkler System | \$ 7,500,000 | 4-Schematic Design | BOR | December, 2020 | April, 2023 | CMR solicitation underway |
| LU | Roof Replacements 2019 | \$ 1,300,000 | 7-Construction | Delegated | October, 2019 | July, 2020 | 98% complete with construction |
| LU | Roof Replacements 2020 | \$ 1,500,000 | 3-Procurement | President | TBD | TBD | Architect/Engineer solicitation underway |
| LU | Welcome Center and South Campus Entrance | \$ 4,800,000 | 7-Construction | BOR | April, 2020 | January, 2021 | 10% complete with construction |
| LU | Vincent Beck New Turf | \$ 1,500,000 | 8-Close-out | Delegated | July, 2018 | March, 2019 | Working on close-outs |
| LU | New Science & Technology Building | \$ 60,000,000 | 8-Close-out | BOR | May, 2017 | February, 2019 | Working on close-outs |
| LU | Science Auditorium Renovation | \$ 2,000,000 | 8-Close-out | Delegated | August, 2019 | January, 2020 | Working on close-outs |
| SHSU | Coliseum Parking Structure | \$ 12,000,000 | 7-Construction | BOR | July, 2019 | July, 2020 | 98% complete with construction |
| SHSU | North Residential Life Hall | \$ 70,000,000 | 3-Procurement | BOR | TBD | August, 2022 | Criteria package underway |
| SHSU | New Parking Structure (Avenue I) | \$ 12,000,000 | 3-Procurement | BOR | January, 2021 | March, 2022 | Procurement underway |
| SHSU | Recreational Sports Expansion | \$ 7,500,000 | 2-Programming | BOR | TBD | July, 2022 | Procurement pending |
| SHSU | Lee Drain Building Level 1 Renovation | \$ 3,000,000 | 6-Construction Documents | President | TBD | May, 2021 | Procurement pending |
| SHSU | Holleman Field Artificial Turf | \$ 2,000,000 | 2-Programming | President | TBD | TBD | Postponed to FY 2021 |
| SHSU | Newton Gresham Library Renovation | \$ 15,200,000 | 7-Construction | BOR | April, 2020 | January, 2021 | 25% complete with construction |
| SHSU | Ron Mafridge Field House Renovation | \$ 15,618,000 | 5-Design Development | BOR | TBD | September, 2021 | Design Development submittal at August Board meeting |
| SHSU | Criminal Justice Center HVAC Replacement | \$ 1,500,000 | 7-Construction | Delegated | May, 2020 | August, 2020 | 55% complete with construction |
| SHSU | East Central Plant Automation Upgrades | \$ 1,750,000 | 6-Construction Documents | President | TBD | March, 2021 | Procurement pending |
| SHSU | East Water Plant Reclamation | \$ 1,700,000 | 8-Close-out | Delegated | June, 2019 | November, 2019 | Negotiating interlocal agreement with City of Huntsville |
| SHSU | Beach Volleyball and Tennis Complex | \$ 1,000,000 | 4-Schematic Design | President | TBD | December, 2021 | Schematic Design underway |
| SHSU | Hurricane Harvey Recovery | \$ 3,000,000 | 8-Close-out | Delegated | September, 2017 | July, 2020 | Working on close-outs |
| SHSU | Innovation Plaza - Hotel/Conference and Training Center | \$ 30,000,000 | 1-Planning | BOR | TBD | TBD | New P3 planning ongoing |
| SHSU | Lowman Student Center Phase 2 Renovation | \$ 18,075,240 | 8-Close-out | BOR | March, 2019 | July, 2020 | Working on close-outs |
| SHSU | College of Osteopathic Medicine | \$ 65,000,000 | 8-Close-out | BOR | September, 2018 | February, 2020 | Working on close-outs |
| SHSU | Art Complex and Associated Infrastructure | \$ 37,000,000 | 8-Close-out | BOR | April, 2018 | October, 2019 | Working on close-outs |
| SHSU | Gibbs Ranch Equestrian Facility & Agriculture Labs | \$ 13,500,000 | 3-Procurement | BOR | TBD | TBD | Architect/Engineer solicitation pending |
| SHSU | Electrical Distribution Circuit 8 Installation | \$ 1,800,000 | 8-Close-out | Delegated | May, 2019 | January, 2020 | Working on close-outs |
| SHSU | Museum of the Big Bend Annex | \$ 10,000,000 | 4-Schematic Design | BOR | March, 2021 | TBD | Design Development pending |
| SRSU | Campus Access (Phase III) | \$ 2,500,000 | 6-Construction Documents | Delegated | December, 2020 | April, 2021 | |
| SRSU | University Visitor Center | \$ 2,900,000 | 6-Construction Documents | Delegated | August, 2020 | July, 2021 | Contractor solicitation underway |
| SRSU | Campus Access (Phase II) | \$ 2,101,000 | 6-Construction Documents | Delegated | December, 2020 | April, 2021 | |
| SRSU | Campus Access (Phase I) | \$ 1,400,000 | 7-Construction | Delegated | TBD | December, 2020 | Structural issues and punch list items are being addressed |
| SRSU | Recreational Sports Facility | \$ 1,600,000 | 8-Close-out | BOR | February, 2016 | June, 2016 | Working on close-outs |

OVERVIEW OF CAPITAL PROJECTS

July 6, 2020

Data is as of July 6, 2020

TSUS Capital Projects (funding identified)

| Component | Project Name | Est. Cost | Phase | Authority | Construction Start | Construction Finish | Notes |
|-----------|--|----------------|--------------------------|-----------|--------------------|---------------------|---|
| TxST | Aqua Sports Center Building Renovation | \$ 10,000,000 | 3-Procurement | BOR | January, 2021 | January, 2022 | Architect/Engineer negotiations underway |
| TxST | Evans Auditorium Renovation | \$ 3,000,000 | 1-Planning | Delegated | TBD | TBD | |
| TxST | Infrastructure Research Laboratory | \$ 12,000,000 | 4-Schematic Design | BOR | TBD | July, 2022 | Schematic Design underway |
| TxST | ALERRT Center Office & Parking | \$ 1,900,000 | 6-Construction Documents | Delegated | September, 2020 | TBD | |
| TxST | Anthropology Lab Offices Building | \$ 1,600,000 | 6-Construction Documents | Delegated | September, 2020 | February, 2021 | |
| TxST | Bobcat Stadium Seating Anchor Replacement | \$ 2,200,000 | 7-Construction | Delegated | TBD | June, 2021 | Project to be bid following 2020 football season |
| TxST | Campus Potable Water System Upgrades | \$ 3,400,000 | 6-Construction Documents | Delegated | TBD | November, 2020 | |
| TxST | JC Kellam HVAC & Controls Replacement | \$ 2,850,000 | 6-Construction Documents | Delegated | December, 2020 | January, 2022 | |
| TxST | Roy F. Mitte Space Reconfigurations | \$ 6,500,000 | 7-Construction | BOR | December, 2019 | August, 2020 | Phase I 98% complete; Phase II 64% complete with construction |
| TxST | Alkek Library 7th Floor Wittliff Collections Expansion | \$ 4,700,000 | 8-Close-out | BOR | May, 2019 | January, 2020 | Working on close-outs |
| TxST | DHRL New Residence Hall (Hilltop) Complex - Utilities | \$ 5,000,000 | 8-Close-out | BOR | Summer, 2019 | March, 2020 | Working on close-outs |
| TxST | DHRL New Residence Hall (Hilltop) Complex - Housing | \$ 96,700,000 | 6-Construction Documents | BOR | April, 2021 | July, 2023 | Construction Documents 50% complete |
| TxST | Elliott Hall Repurposing | \$ 6,650,000 | 8-Close-out | BOR | March, 2019 | January, 2020 | Working on close-outs |
| TxST | Family & Consumer Sciences Vivarium Research Facility | \$ 3,867,000 | 8-Close-out | BOR | March, 2019 | August, 2019 | Working on close-outs |
| TxST | Alkek Library Learning Commons - Phase One | \$ 8,300,000 | 8-Close-out | BOR | December, 2018 | February, 2020 | Working on close-outs |
| TxST | Albert B. Alkek Library - Starbucks | \$ 1,500,000 | 8-Close-out | Delegated | December, 2019 | March, 2020 | Working on close-outs |
| TxST | Campus Recreation Sports Fields | \$ 7,400,000 | 8-Close-out | BOR | April, 2019 | June, 2020 | Working on close-outs |
| TxST | Bobcat Athletics Venue AV Production Cabling | \$ 2,100,000 | 8-Close-out | Delegated | June, 2019 | June, 2020 | Working on close-outs |
| TxST | Campus Wide Lighting Modifications | \$ 2,200,000 | 7-Construction | Delegated | April, 2019 | Summer, 2020 | 85% complete with construction |
| TxST | Centennial 4th Floor Office Renovations | \$ 1,900,000 | 8-Close-out | Delegated | August, 2019 | June, 2020 | Working on close-outs |
| TxST | Central Heating Plant Chiller Replacement | \$ 3,800,000 | 8-Close-out | Delegated | March, 2019 | April, 2020 | Working on close-outs |
| TxST | Chemistry Building Breezeway Buildout | \$ 1,700,000 | 8-Close-out | Delegated | June, 2018 | May, 2020 | Working on close-outs |
| TxST | Flowers Hall HVAC & Controls | \$ 1,250,000 | 8-Close-out | Delegated | December, 2019 | February, 2020 | Working on close-outs |
| TxST | Hines Academic Center Repairs | \$ 1,500,000 | 8-Close-out | Delegated | July, 2019 | June, 2020 | Working on close-outs |
| TxST | Jowers Center Renovation | \$ 3,416,000 | 7-Construction | Delegated | August, 2019 | July, 2020 | 98% complete with construction |
| TxST | Lindsey Street Surface Parking | \$ 3,400,000 | 8-Close-out | Delegated | July, 2019 | March, 2020 | Working on close-outs |
| TxST | Round Rock Avery Building Improvements | \$ 3,100,000 | 7-Construction | Delegated | December, 2019 | October, 2020 | 70% complete with construction |
| TxST | Theater Renovations HVAC | \$ 3,900,000 | 8-Close-out | Delegated | July, 2019 | February, 2020 | Working on close-outs |
| TxST | Gloria and Bruce Ingram Hall | \$ 120,000,000 | 8-Close-out | BOR | July, 2016 | December, 2018 | Working on close-outs |
| TxST | DHRL Blanco Hall Renovations | \$ 29,600,000 | 8-Close-out | BOR | Spring, 2018 | July, 2019 | Working on close-outs |
| TxST | LBJ Student Center Expansion | \$ 31,200,000 | 8-Close-out | BOR | June, 2018 | January, 2020 | Working on close-outs |
| TxST | Alkek Emergency Repairs Project | \$ 3,889,000 | 8-Close-out | Delegated | June, 2018 | August, 2019 | Working on close-outs |
| TxST | Encino Hall Space Reconfigurations | \$ 2,800,000 | 8-Close-out | Delegated | May, 2018 | July, 2019 | Working on close-outs |
| TxST | University Event Center Expansion | \$ 62,500,000 | 8-Close-out | BOR | September, 2016 | October, 2018 | Working on close-outs |
| TxST | Willow Hall | \$ 67,500,000 | 8-Close-out | BOR | August, 2016 | May, 2018 | Final Report at August 2020 Board meeting |
| TxST | Round Rock Campus Services Building | \$ 6,200,000 | 6-Construction Documents | BOR | TBD | May, 2021 | |
| TxST | University Police Department | \$ 9,000,000 | 5-Design Development | BOR | TBD | February, 2022 | Design Development submittal at Aug. 2020 Board meeting |

TOTAL: \$ 977,294,739

OVERVIEW OF CAPITAL PROJECTS

July 6, 2020

Data is as of July 6, 2020

TSUS Capital Projects (funding identified)

| Component | Project Name | Est. Cost | Phase | Authority | Construction Start | Construction Finish | Notes |
|--|---|----------------|-------------------|-----------|--------------------|---------------------|---|
| July 6, 2020 | | | | | | | |
| TSUS Projects on Hold Pending Funding | | | | | | | |
| Component | Project Name | Est. Cost | Phase | Authority | Construction Start | Construction Finish | Notes |
| LIT | Workforce Training Center | \$ 47,000,000 | On hold - funding | BOR | TBD | TBD | TRB - 87th Legislative Session |
| LSC-O | Academic Building | \$ 40,000,000 | On hold - funding | BOR | TBD | TBD | TRB - 87th Legislative Session |
| LSC-PA | Allied Health and Sciences Building | \$ 55,000,000 | On hold - funding | BOR | TBD | TBD | TRB - 87th Legislative Session |
| LU | Mary & John Gray Library Renovation/Digital Learning Center | \$ 75,000,000 | On hold - funding | BOR | TBD | TBD | TRB - 87th Legislative Session |
| SHSU | Active Learning Center | \$ 60,000,000 | On hold - funding | BOR | TBD | TBD | TRB - 87th Legislative Session |
| SHSU | College of Medicine Parking Structure | \$ 15,000,000 | On hold - funding | BOR | TBD | TBD | Project tied to Allied Health Sciences Building funding |
| SHSU | Allied Health Sciences Building | \$ 75,000,000 | On hold - funding | BOR | TBD | TBD | TRB - 87th Legislative Session |
| SRSU | Fine Arts Facility Expansion | \$ 28,160,000 | On hold - funding | BOR | TBD | TBD | TRB - 87th Legislative Session |
| SRSU | Academic Building | \$ 22,000,000 | On hold - funding | BOR | TBD | TBD | TRB - 87th Legislative Session |
| TxST | STEM Academic Building (Hilltop Academic Building) | \$ 125,000,000 | On hold - funding | BOR | TBD | TBD | TRB - 87th Legislative Session |
| TxST | Music Building | \$ 70,000,000 | On hold - funding | BOR | TBD | TBD | Fund raising efforts are ongoing |
| TxST | Round Rock Health Professions - 2 (Esperanza Hall) | \$ 75,000,000 | On hold - funding | BOR | TBD | TBD | TRB - 87th Legislative Session |
| | TOTAL: | \$ 687,160,000 | | | | | |

Detailed Breakdown*

| Project Phase | Number of Projects | Total Project Value | Percent of Total |
|----------------------------------|--------------------|-----------------------|------------------|
| Planning/Programming/Procurement | 10 | \$ 150,868,655 | 15.44% |
| Design | 21 | \$ 197,261,325 | 20.18% |
| Construction** | 11 | \$ 53,616,000 | 5.49% |
| Post-substantial completion*** | 34 | \$ 575,548,759 | 58.89% |
| TOTAL: | 76 | \$ 977,294,739 | 100% |

* Includes projects approved for delegation to the Components by the Chancellor and Projects over \$1M under President's Authority

** See chart below for detail

*** Includes projects in close-out

Projects in Construction

| Calendar Year | Number of Projects | Total Project Value | Percent of Total |
|-----------------|--------------------|----------------------|------------------|
| Completion 2020 | 8 | \$ 31,416,000 | 58.59% |
| Completion 2021 | 3 | \$ 22,200,000 | 41.41% |
| TOTAL: | 11 | \$ 53,616,000 | 100% |

**Lamar Institute of Technology
Summary
(as of July 6, 2020)**

I. Project Planning, Programming and Procurement

1) Workforce Training Center

Programmer: Facility Programming and Consulting Est. Cost: \$47,000,000

Pursuant to the updated Master Plan, LIT plans to build a 60,000 square foot Workforce Training Center for both credit and non-credit students. This project will be initiated in 2021 pending authorization of the issuance of Tuition Revenue Bonds. Square footage and what the building will include is currently being updated with programming in process.

2) Truck Driving Center

Programmer: TBD Est. Cost: \$1,368,655

With property donated to LIT, the 5,295 gross square foot space will house a Welcome Center, two classrooms and faculty offices.

II. Design and Construction Document Phase

N/A

III. Construction Phase

N/A

IV. Completed Projects

3) TA Buildings, 1,4,5 Renovation/Replacement (Student Success Building)

Architect: PBK Architects, Inc. Cost: \$7,417,519
Contractor: SETEX Construction Corp. Completion: October 30, 2019
Percent Complete: 100%

The Student Success Building (TA-1) provides space for a one-stop shop for student success including Admissions, Advising/Outreach, Recruiting, Student Government Association, Financial Aid, Student Activities and Career Services, Teaching and Learning Center, Testing Center, Online Learning and an Adjunct Suite. Also included is a multipurpose room, computer lab, and student gathering spaces. The project included the demolition of the existing TA-1 Building. The Project is in the warranty phase. Project close-out is in progress.

V. Final Reports

N/A

**Lamar State College-Orange
Summary
(as of July 6, 2020)**

I. Project Planning, Programming and Procurement

1) Academic Building

Programmer: Facility Programming and Consulting Est. Cost: \$40,000,000

Programming to support the request for a 58,000 square foot Academic Building at an estimated cost of \$40 million, is in progress. An introductory meeting was held in April to begin the process. As of May 31, user groups and executive staff meetings completed a space utilization model. Cost estimating will be complete by mid-July.

The building will replace the existing facility which consists of three repurposed buildings, one of which was a bowling alley. Due to the merging of three separate buildings to create one facility, there are multiple support columns located in the middle of many classrooms causing visual challenges. The new facility will give students access to modern classrooms, labs and the latest innovations in teaching technology and will house classrooms, laboratories, faculty offices, the Information Technology Department and Human Resources. The project is on the Capital Improvements Program and will be initiated in 2022 pending authorization of the issuance of Tuition Revenue Bonds.

II. Design and Construction Document Phase

2) Capital One Building Renovations – Delegated Project

Architect: LaBiche Architectural Group, Inc. Est. Cost: \$1,800,000
Design Stage: Schematic Design

The planned project scope includes the renovation of the existing bank building, hazardous materials abatement, and selective interior and exterior demolition, site improvements including parking lot, lighting, landscaping, and underground utility infrastructure. Abatement and disposal of flooring on second-floor breakroom and storage room was performed in May, including technical specification monitoring and completion of a final report for the removal of asbestos-containing material. Schematic Design began in June.

III. Construction Phase

N/A

IV. Completed Projects

N/A

V. Final Reports

N/A

**Lamar State College-Port Arthur
Summary
(as of July 6, 2020)**

I. Project Planning, Programming and Procurement

1) Allied Health and Sciences Building

Programmer: Facility Programming and Consulting Est. Cost: \$55,000,000

The new Allied Health and Science Building will contain right-sized, modern instructional skills labs and simulation spaces for the Allied Health Department, a suite of state-of-the-art science labs and classrooms spaces, and a Business Services suite for campus-wide services. The new building will be located adjacent to the existing Allied Health Building on Proctor Street. As currently programmed the building is proposed to be 47,000 assignable square feet which translates to approximately 76,000 gross square feet. Currently housed within two existing facilities three blocks apart, the Allied Health Building and the Allied Health Annex, the Allied Health Department lacks high quality instructional skills labs. Notably underserved nursing skills spaces currently teach five times the student capacity suggested by the THECB guidelines. The project is on the Capital Improvements Program and will be initiated in 2022 pending authorization of the issuance of Tuition Revenue Bonds.

II. Design and Construction Document Phase

2) Industrial Training Center Renovation

Architect: PDG Architects Est. Cost: \$6,000,000
Contractor: TBD
Design Stage: Design Development

The college will create the Lamar State College-Port Arthur Industrial Training Center, designated to meet the growing needs for craft and commercial driving training in Port Arthur, Texas. The training center will be located in the existing Armory Building, built in 1928, which is currently inactive. Previously, the building held the welding courses for the college. The Economic Development Administration of the United States Department of Commerce has awarded \$4.8 million dollars for LSCPA to renovate the building. The Design Development phase is nearing completion.

3) Ruby Fuller Building Renovation

Architect: Sigma Engineers Est. Cost: \$7,142,325
Contractor: TBD
Design Stage: Construction Documents

As a result of Hurricane Harvey, the Ruby Fuller building suffered water infiltration through the masonry exterior walls and clearstory walls above the roofs. There is

extensive mold and mildew on the first level, particularly the old print shop located under the building's south entry steps. Most of the water infiltration is through the exterior walls as evidenced by the plaster deterioration on the interior. Due to the mold and mildew some spaces are uninhabitable. The Architect is 100% complete with the Construction Documents for the project and Competitive Sealed Proposals are currently being sought.

III. Construction Phase

N/A

IV. Completed Projects

4) Process Technology Training Unit Project

| | | | |
|-------------------|--------------------------|-------------|---------------|
| Architect: | Sigma Engineers | Cost: | \$2,000,000 |
| Contractor: | SETEX Construction Corp. | Completion: | November 2019 |
| Percent Complete: | 100% | | |

This project involved constructing a facility to house educational and training equipment funded mainly by a federal grant assistance program with the objective of retraining students with new skill sets for employment within the industries that serve the golden triangle. The Delegated Close-Out Report was submitted and approved by System Administration.

V. Final Reports

N/A

**Lamar University
Summary
(as of July 6, 2020)**

I. Project Planning, Programming and Procurement

1) Mary & John Gray Library Renovation/Digital Learning Center

Programmer: TBD

Est. Cost: \$75,000,000

The proposed renovation focuses on replacing aged systems and upgrading the facility to meet current codes, including Texas Accessibility Standards, as well as renovation of all 8 floors. An assessment of existing conditions is complete. LU has evaluated the report's findings and developed an initial budget. A programming firm will be engaged in 2021 to program space changes in the library, confirm the budget and help LU develop an implementation plan to prioritize and phase the work to maintain business operations. Previously envisioned as a stand-alone building, the need for a new Digital Learning Center has not diminished. Further consideration resulted in a desire to co-locate a new Center in the library for functional efficiency and compatibility with existing programs. LU's Center for Distance Education is currently housed in several buildings, none of which is functionally suited to the expanding needs of online course/program design, development, delivery, enrollment management, and marketing. Growth trajectories in online enrollment, faculty, staff, program development, public-private partnerships, and supportive technologies all point to the need for the project. Summary programming for a new facility is complete. The project will be updated on the next annual Capital Improvements Program and will be part of the next legislative appropriations request for Tuition Revenue Bonds. LU intends to submit this request to the legislature as one combined project.

2) Roof Replacements 2020 – Project performed under President's Authority

Architect: TBD

Est. Cost: \$1,500,000

LU Facilities has identified Archer Physics, Otho Plummer and the Carl Parker buildings as the next highest priorities for roof replacements. A solicitation for A/E services was advertised in spring 2020, and an award will be made shortly.

II. Design and Construction Document Phase

3) Geology Building Envelope Repair – Project performed under President's Authority

Architect: PGAL

Est. Cost: \$2,300,000

Contractor: TBD

Est. Completion: Feb. 2021

Design Stage: Construction Documents

The Geology building was constructed in 1958. The building was envisioned in early LU Master Plans and is an exemplary example of mid-century modernism, along with its sister facility, the current Social & Behavioral Sciences Building. Over

time, components of each building's exterior materials have deteriorated significantly and will continue to do so unless addressed soon. Although most of the windows were replaced in the early 2000's, both buildings continue to experience water infiltration after rain events. The problems were exacerbated by Hurricanes Harvey and Imelda. A building envelope specialist conducted an assessment in 2019 and their report concluded that the best option is to remove all face brick, create a cavity wall with new waterproofing, and replace all windows and flashing. Since Geology is the worse of the two, LU will proceed with corrective action on this building first. Given the historic nature of the buildings, the project will be reviewed and approved by the Texas Historical Commission and LU has submitted the initial document package for THC review. The design phase kicked off in mid-April and is expected to be complete in late July. Schematic Design and Design Development were combined into one phase.

4) Mary & John Gray Library Sprinkler System

| | |
|--------------------------------|-----------------------------|
| Architect: PGAL | Est. Cost: \$7,500,000 |
| Contractor: TBD | Est. Completion: April 2023 |
| Design Stage: Schematic Design | |

The Mary and John Gray Library, built in 1976, retains most of its original major building systems that are past the end of their useful life. The building is eight stories, houses significant collections and student services, and does not have a fire sprinkler system. Due to the extended timeframe necessary to obtain funding for the larger project entailing full building upgrades and construction of a Digital Learning Center, LU will move forward with installation of a sprinkler system in the Library. In addition to providing a sprinkler system throughout the eight-story Library, the project will entail upgrades to the primary electrical systems and some amount of ceiling replacement. A new generator will also be installed. Due to the complexity of staging the work in a fully occupied facility and potential hidden conditions in the existing building, LU intends to utilize Construction Manager-at-Risk (CMR) as the project delivery method. An architect has been selected and the contract is executed. CMR qualifications and proposals have been received and negotiations are underway with the highest ranked firm.

III. Construction Phase

5) Roof Replacements 2019 – Delegated Project

| | |
|--------------------------------------|----------------------------|
| Architect: BEAM Professionals/PBK | Est. Cost: \$1,300,000 |
| Contractor: SETEX Construction Corp. | Est. Completion: July 2020 |
| Percent Complete: 98% | |

Several roofs on campus are at or near the end of their useful life. LU's Facilities Management department identified the two most critical as the Chemistry and Speech & Hearing buildings. The Speech and Hearing building has the original built-up roof from 1975. The warranty on the current Chemistry building roof expired in February 2019. The roofs have been modified multiple times over the years as new exhaust fans and other rooftop equipment was added and new penetrations created. Several leaks have developed. Construction started in

October 2019. There have been delays attributable to discrepancies between the documents and existing conditions, as well as weather conditions. Speech & Hearing was inspected for substantial completion on July 2 and the Chemistry building will be complete in mid-July.

6) Welcome Center and South Campus Entrance

| | |
|--------------------------|-------------------------------|
| Architect: Huitt-Zollars | Est. Cost: \$4,800,000 |
| Contractor: CMOST | Est. Completion: January 2021 |
| Percent Complete: 10% | |

The former Human Resources building at the corner of Rolfe Christopher Drive and Jim Gilligan Way has been demolished to make way for a new campus Welcome Center. The Welcome Center is intended to be the first stop on campus for prospective students, family members, alumni, and other visitors. Along with providing information about the campus, LU history, academic programs, athletics and student activities, the Center will be the starting point for campus tours and housing tours. The Design Development package was presented and approved at the November 2019 Board of Regents meeting. An RFP was issued for Competitive Sealed Proposal services and an award made in early 2020. The contractor began mobilization on April 15. Driveways, parking lot and building foundation and slab are poured. Steel erection should start late July. Construction is estimated to be complete late January 2021.

IV. Completed Projects

7) New Science & Technology Building

| | |
|---|---------------------------|
| Architect: M. Arthur Gensler Jr. and Associates | Cost: \$60,000,000 |
| Contractor: Vaughn Construction | Completion: February 2019 |
| Percent Complete: 100% | |

The expansion of the south-central plant was accepted as substantially complete on November 2018; however, significant portions of incomplete work delayed the date of completion for the Science & Technology building to February 2019. The Grand Opening was held on April 3, 2019, and the building is now in use. An 11-month warranty walk-thru was conducted in November and the contractor has completed most of the items noted. The project will be in the close-out phase until final costs are reconciled and final commissioning of the South Plant equipment is complete.

8) Science Auditorium Renovation – Delegated Project

| | |
|--------------------------------------|--------------------------|
| Architect: Huitt-Zollars | Cost: \$2,000,000 |
| Contractor: SETEX Construction Corp. | Completion: January 2020 |
| Percent Complete: 100% | |

Built in 1968, the Science Auditorium is a freestanding circular building in the academic heart of the campus. There had been very few improvements since the original construction. Seats were broken, floor finishes damaged, lighting

inadequate and inefficient, HVAC and electrical equipment is at the end of their lifespan, and technology obsolete. Restrooms were small and not accessible. The renovation addressed these issues and brought the building into compliance with current building, life safety and accessibility codes. Construction began in August 2019 and was complete in time for the start of the spring 2020 semester. The project is in close-out phase.

9) Vincent Beck New Turf – Delegated Project

Architect: BRW Architects
Contractor: Hellas
Percent Complete: 100%

Cost: \$1,500,000
Completion: March 2019

This project replaced the artificial turf on the infield and the natural turf in the outfield with a new artificial turf and drainage system. A new shot-put ring at the Ty Tyrell track was also constructed. The project achieved substantial completion on March 29, 2019, and the team used the field during the 2019 season. LU has received most close-out documents from the contractor; however, we are still waiting on a critical warranty document from the contractor. LU is compiling final costs to close-out the project.

V. Final Reports

N/A

**Sam Houston State University
Summary
(as of July 6, 2020)**

I. Project Planning, Programming and Procurement

1) Active Learning Center

Programmer: TBD

Est. Cost: \$60,000,000

Approval of this project will allow the University to construct and equip a new 80,000 gross square foot facility to more adequately support active learning, provide much needed multi-modal research space and remodel an existing building to locate highly effective co-dependent student success activities. The project will provide modern activated teaching spaces, multi-mode research space for rapidly expanding programs and provide remodeled space for Sam Center, Career Services, Enrollment Management and associated student success activities. A request to add this project to the Capital Improvements Program is being presented to the Board at the August 2020 meeting and the project will be initiated in FY 2022 pending authorization of the issuance of Tuition Revenue Bonds.

2) Allied Health Sciences Building

Programmer: Facilities Programming & Consulting

Est. Cost: \$75,000,000

Programmatic investment in allied health fields of study will continue to accelerate for the University. The Nursing and Health Promotions programs, which are already at capacity, will need to expand to meet growing demand for training in these fields. Additional programs include Master of Occupational Therapy, Sports Medicine, expansion of Kinesiology, Physician Assistant and Master of Public Health. These and other health related programs will require additional teaching, laboratory, research and professional office space. This project is on the Capital Improvements Program and will be initiated in FY 2021 pending authorization of the issuance of Tuition Revenue Bonds.

3) College of Medicine Parking Structure

Programmer: TBD

Est. Cost: \$15,000,000

Although it is not a Tuition Revenue Bond (TRB) request, this project is dependent on approval of the University's TRB request for the School of Allied Health, as construction of a parking structure is necessary to create space for that project within an existing surface lot at the University's Conroe campus. It is anticipated that this 180,000 gross square foot parking structure will provide approximately 550 parking spaces. A request to add this project to the Capital Improvements Program is being presented to the Board at the August 2020 meeting and the project will be initiated in FY 2021 pending approval of the Allied Health Sciences Building project.

4) Gibbs Ranch Equestrian Facility & Agriculture Labs

Programmer: Facilities Programming & Consulting Est. Cost: \$13,500,000

The new equestrian facility will be located at the University-owned Gibbs Ranch property. The project will consist of a new equine academic/rodeo training arena, a classroom/office building, a stall barn with equine physiology lab, a hay/equipment storage barn and site amenities that include a horse walker and pens. The estimated total project cost will be funded by TSUS Bonds and gifts. The Project Initiation Form has been submitted and procurement of an architect and construction manager will commence 3rd Quarter 2020.

5) Holleman Field Artificial Turf – Project performed under President’s Authority

Programmer: N/A Est. Cost: \$2,000,000

The growth of the University’s intramural athletics programs has put pressure on existing recreational sports venues. Heavy use of Holleman Field has made it difficult to maintain the baseball/softball field’s natural turf. The University plans to replace the field’s existing turf with artificial turf. Site drainage and perimeter fencing will also be addressed. Due to the discovery of underground utilities that require relocation, this project will commence in FY 2021.

6) Innovation Plaza – Hotel/Conference and Training Center

Programmer: N/A Est. Cost: \$30,000,000

SHSU terminated its negotiations with Tullis Development, LLC and is now working with a real estate development consultant to reevaluate the Public Private Partnership (P3) concept in preparation of a possible future solicitation.

7) New Parking Structure (Avenue I)

Programmer: Facilities Programming and Consulting Est. Cost: \$12,000,000

Programming is complete for this 550-car parking structure project. Responses to the Request for Qualifications and Proposals for design-build services were received on May 15, 2020 and June 18, 2020, respectively. Contract negotiations are underway with the highest ranked Design-Build Contractor, with the start of Schematic Design anticipated in July 2020. Substantial completion of the project is targeted for March 2022.

8) North Residential Life Hall

Programmer: Facilities Programming and Consulting Est. Cost: \$70,000,000

Programming is complete for Phase 2 of the North Residential District for the additional beds needed per the 2012 Master Plan Update. The project consists of a new residence hall on the north side of the main campus with 640 beds in both single and shared units. Completion of the design criteria package is anticipated in July 2020. The design criteria package will be issued with the Design-Build

solicitation in the 3rd Quarter of 2020. Substantial completion of the project is targeted for August 2022.

9) Recreational Sports Expansion

Programmer: Facilities Programming and Consulting Est. Cost: \$7,500,000

Programming is complete for this project that will address the University's current shortage of indoor recreational sports facilities. The project will repurpose a portion of the existing Health & Kinesiology Center and renovate the existing Recreational Sports building to improve current spaces and create new fitness, personal training and staff support areas. An addition will house a new basketball court for intramural competition. The renovated and expanded facility will be open for the Fall 2022 semester.

II. Design and Construction Document Phase

10) Beach Volleyball and Tennis Complex – Phase 1 – Project performed under President's Authority

Architect: PBK Sports Est. Cost: \$1,000,000
Contractor: TBD Est. Completion: Dec. 31, 2021
Design Stage: Schematic Design

The new Beach Volleyball & Tennis Complex will be constructed on property adjacent to the main campus and host the University's tennis and future competition beach volleyball teams. Relocation of tennis facilities will free-up land closer to the center of main campus for academic use. In order to host future NCAA championship competitions, the project's master plan calls for five sand beach volleyball pits, eight outdoor and two indoor tennis courts, locker room and concession facilities, and paved parking areas to be constructed in three phases. This initial phase of the project includes the outdoor tennis courts along with a gravel surface parking area. Design began in December 2019 and the contractor will be procured via competitive sealed proposal.

11) East Central Plant Automation Upgrades – Project performed under President's Authority

Architect: Energy Engineering Assoc. Est. Cost: \$1,750,000
Contractor: TBD Est. Completion: Mar. 31, 2021
Design Stage: Construction Documents

Except for equipment installed as part of the East Plant Expansion project, the University's East Central Plant is not under automatic control. Chillers, pumps and valves must all be manually manipulated by technicians to compensate for variations in campus chilled water demand. This results in operational and energy use inefficiencies. This project will replace existing chilled water pumps and valves, install automatic digital controls and reconfigure the plant's chilled water header to allow for efficient, fully automated operation of the plant. Design is complete and the contractor will be procured via competitive sealed proposal in FY 2021.

12) Lee Drain Building Level 1 Renovation – Project performed under President’s Authority

Architect: PBK Architects
Contractor: TBD
Design Stage: Construction Documents

Est. Cost: \$3,000,000
Est. Completion: May 28, 2021

This project is related to the Recreational Sports Expansion project. For recreational sports to expand, academic programs within the existing Health and Kinesiology Center must relocate. Vacated in the summer of 2018, Lee Drain Building Level 1 is an ideal location for these academic programs and this project will repurpose a portion of Level 1 for use by the University’s Physical Education and Kinesiology programs. The contractor will be procured by via competitive sealed proposal based on construction documents to be issued July 24, 2020.

13) Ron Mafrige Field House Renovation

Architect: PBK Sports
Contractor: White Construction Company
Design Stage: Design Development

Est. Cost: \$15,618,000
Est. Completion: Sep. 17, 2021

The Ron Mafrige Field House houses a majority of University athletics offices as well as locker rooms for various sports. The facility was completed and occupied in 1986 and serves as the main recruiting center for the University’s athletics program. The building’s infrastructure has exceeded its useful life and requires replacement. Spatial repurposing for the growing athletics programs and the addition of a visitor’s locker room will be addressed as part of this project. Design development is complete and the Design Development Submittal will be presented for Board approval in August 2020.

III. Construction Phase

14) Coliseum Parking Structure

Design-Build Contractor: Flintco, LLC
Percent Complete: 98%

Est. Cost: \$12,000,000
Est. Completion: July 16, 2020

This 551-car parking structure, located adjacent to the Bernard Johnson Coliseum, will address accessibility issues at the Coliseum and alleviate parking congestion on the south side of campus. Buildout of the garage and office space associated with the project is complete. Landscaping, final cleaning and installation of fixtures, furnishings and equipment are nearing completion.

15) Criminal Justice Center HVAC Replacement – Delegated Project

Architect: Jones /DBR Engineering Est. Cost: \$1,500,000
Contractor: J.T. Vaughn Construction, LLC Est. Completion: Aug. 13, 2020
Percent Complete: 55%

A comprehensive upgrade of the mechanical systems in the Criminal Justice Center building has not occurred since the facility opened in the early 1970's. The current Heating, Ventilating and Air Conditioning distribution and controls systems are outdated and beyond their useful life. This project will replace existing variable air volume boxes with more efficient, modern units and upgrade existing pneumatic controls to a digital building automation system.

16) Newton Gresham Library Renovation

Architect: Shepley Bulfinch Est. Cost: \$15,200,000
Contractor: Kitchell Contractors, Inc. Est. Completion: Jan. 7, 2021
Percent Complete: 25%

The key programmatic goal for this project is the consolidation and integration of the University's Academic Success Center into the Newton Gresham Library building. Focused on the first and second levels of the building, this 70,000 gross square foot renovation also includes new and upgraded library staff and patron spaces, an updated Starbucks store and improvements to the building's west façade and main entry sequence. Construction of this multi-phased project commenced on May 4, 2020.

IV. Completed Projects

17) Art Complex and Associated Infrastructure

Architect: Kirksey / Gund Partnership Cost: \$37,000,000
Contractor: Manhattan Completion: Oct. 4, 2019

Relocating the Arts Complex to the eastern side of the campus creates a strong arts program and accommodates future growth. This 71,000 gross square foot building provides studios and instructional space, academic support through galleries, multipurpose rooms and faculty offices. The project suffered some construction delays and the building interior was completed on August 12, 2019, facilitating occupancy for the start of the Fall 2019 semester. Project closeout is ongoing.

18) College of Osteopathic Medicine

Architect: Page Southerland Page Cost: \$65,000,000
Contractor: J.T. Vaughn Construction, LLC Completion: Feb. 3, 2020

This 107,000 gross square foot building was constructed at a satellite campus in Conroe, Texas, on the former site of Camp Strake Boy Scout Camp. The facility

will house academic, research and administration activities for the College as well as a Gross Anatomy Lab, learning communities and large teaching/gathering spaces. Substantial completion was achieved on February 3, 2020 – over four months ahead of schedule. All furniture, fixtures, and equipment are in place and punchlist corrections are complete. It is anticipated the final report will be submitted at the November 2020 Board Meeting.

19) East Plant Water Reclamation – Delegated Project

| | | |
|-----------------------------------|-------------|--------------|
| Architect: Smith & Co. Architects | Cost: | \$1,700,000 |
| Contractor: R.E.C. Industries | Completion: | Nov. 8, 2019 |

Work is substantially complete on this innovative water reclamation project. The project involved the installation and connection of a package wastewater treatment plant and associated equipment adjacent to the East Central Plant. Wastewater from a nearby City of Huntsville sanitary sewer manhole will be recovered and treated for use as makeup water in the plant's cooling towers. Once fully permitted and in operation, it is estimated this project will reduce the University's domestic water usage by over 10,000,000 gallons per year. Project closeout will occur subsequent to execution of an interlocal agreement for permitting and operation of the plant by the City of Huntsville. Negotiation of this agreement is ongoing.

20) Electrical Distribution Circuit 8 Installation – Delegated Project

| | | |
|---|-------------|--------------|
| Architect: Dabhi Engineering Associates | Cost: | \$1,800,000 |
| Contractor: McCaffety Electric Company | Completion: | Jan. 6, 2020 |

Work is substantially complete on this expansion and improvement of electrical infrastructure on the main campus. This project is one of several aimed to eliminate all University-owned overhead and 4,160-volt electrical distribution infrastructure. Project closeout is complete, and the Delegated Close-Out Report will be submitted to System Administration.

21) Hurricane Harvey Recovery – Delegated Project

| | | |
|---------------------|-------------|--------------|
| Architect: Various | Cost: | \$3,000,000 |
| Contractor: Various | Completion: | July 1, 2020 |

This project originated with the recovery and remediation efforts immediately following the Hurricane Harvey weather event and has expanded to encompass building envelope assessments and repairs on multiple buildings damaged during that weather event. Multiple envelope consultants, remediation/restoration firms and contractors have been engaged over the course of the project. Work associated with this project is substantially complete and punchlist corrections are underway. The Delegated Close-Out Report is in process and will be submitted to System Administration.

22) Lowman Student Center Phase 2 Renovation

| | | |
|---|-------------|--------------|
| Architect: EYP, Inc. | Cost: | \$18,075,240 |
| Contractor: J.T. Vaughn Construction, LLC | Completion: | July 1, 2020 |

This renovation of the Lowman Student Center is a companion project to the Lowman Student Center Addition. The project encompasses most of the existing student center and will update and unify the building with the addition. In November 2019, the Board approved an increase in the total project cost to incorporate buildout of the Barnes & Noble bookstore and audio-visual equipment into the project. The original scope of the project was substantially complete on March 14, 2020, two months ahead of schedule. However, a post substantial completion change order for cosmetic upgrades to the Theater Lobby and restrooms (areas excluded from the original scope) was not completed until July 1, 2020. Punchlist corrections and financial closeout are underway. The Delegated Close-Out Report is in process and will be submitted to System Administration.

V. Final Reports

N/A

**Sul Ross State University
Summary
(as of July 6, 2020)**

II. Project Planning, Programming and Procurement

1) Academic Building

Programmer: TBD

Est. Cost: \$22,000,000

A proposed academic building will establish pre-engineering, pre-law and nursing education to serve a nine-county area. The new state-of-the-art facility includes classrooms, laboratories, specialized equipment, and a replicated hospital setting. In conjunction with the ongoing Campus Master Plan effort, the Middle Rio Grande Campuses will be included and will consider if one large multi-story building or two would better serve the needs of the University and also identify viable locations for the building. This project will be initiated in 2021, pending authorization of the issuance of Tuition Revenue Bonds by the 87th Legislature.

2) Fine Arts Facility Expansion

Programmer: TBD

Est. Cost: \$28,160,000

The expansion of the Fine Arts Facility is part of the campus master plan and will address inadequate existing facilities. The current performance stage is too small and does not have dressing facilities nor is a suitable venue for performances. Expansion will provide a more up to date and useable structure that can help to enhance theatre productions and performance in providing a setting that is up to date and more accessible to the public. New state-of-the-art facilities will help satisfy existing needs, enhance student recruitment, and provide economic and cultural development in the region. This project will be initiated in 2021, pending authorization of the issuance of Tuition Revenue Bonds by the 87th Legislature.

III. Design and Construction Document Phase

3) Museum of the Big Bend Annex

Architect: Page, Southerland, Page

Est. Cost: \$10,000,000

Contractor: TBD

Design Stage: Schematic Design

The annex will be located on the main campus, directly behind the current museum and includes space for three exhibit areas to feature the Yana and Marty Davis Map Collection, Tom Lea Regional Southwestern Art, and an Archaeology Gallery that will feature the Livermore Cache in collaboration with findings from the Center for Big Bend Studies. Also included in the annex will be additional secure collection storage and facilities to expand the adult and children's educational programs. The project is proceeding and the Design Development phase is expected to start in late July. Construction drawings will be available in January 2021 and construction

will start in early 2021.

4) Campus Access (Phase II) – Delegated Project

| | | |
|--------------------------------------|------------------|-------------|
| Architect: Line and Space | Est. Cost: | \$2,101,000 |
| Contractor: TBD | Est. Completion: | April 2021 |
| Design Stage: Construction Documents | | |

The project is being designed in conjunction with Campus Access Phase III. As envisioned in the 2011 Master Plan, the Campus Access Project will be completed in three phases. The Campus Access II project addresses a walkway and seating area north of the Fine Arts Building to complete the pathway from Phase I, a centennial plaza gathering space in front of the Morelock Academic Building, enhancements to the circular drive in front of the Briscoe Administration Building, and landscaping improvements in front of the Fine Arts Building. The project schedule has been readjusted due to effects of Covid-19 and delays incurred by surveying team which delayed survey report. Construction drawings are at 30% complete and the new deadline for the completed Construction Documents is the end of October. Construction is expected to take 3-4 months. The goal is to improve on this schedule as much as possible.

5) Campus Access (Phase III) – Delegated Project

| | | |
|--------------------------------------|------------------|-------------|
| Architect: Line and Space | Est. Cost: | \$2,500,000 |
| Contractor: TBD | Est. Completion: | April 2021 |
| Design Stage: Construction Documents | | |

The project is being designed in conjunction with Campus Access Phase II. As envisioned in the 2011 Master Plan, the Campus Access Project will be completed in three phases. The Campus Access III project will enhance connectivity from the southeast end of campus to the main campus utilizing landscaping, pedestrian paths/walkways, incorporating way finding, student gathering sites, and a walking/jogging trail. The project schedule has been readjusted due to effects of Covid-19 and delays incurred by surveying team which delayed survey report. Construction drawings are at 30% complete and the new deadline for the completed Construction Documents is the end of October. Construction is expected to take 3-4 months. The goal is to improve on this schedule as much as possible.

6) University Visitor Center – Delegated Project

| | | |
|--------------------------------------|------------------|-------------|
| Architect: Vandergriff Group | Est. Cost: | \$2,900,000 |
| Contractor: TBD | Est. Completion: | July 2021 |
| Design Stage: Construction Documents | | |

As envisioned in the 2011 Master Plan, the new University Visitor Center will provide campus visitors and prospective students an easy-to-find gathering place for campus tours, University information, and a variety of helpful resources when arriving on campus. The proposed site for the building has been relocated to the southeast corner of Lawrence Hall for better visibility, additional parking, and a closer relationship with the existing Gallegos Center. Construction drawings are

complete, contractor solicitations are underway, with proposals due July 10, 2020. Construction is expected to start by August and with an anticipated substantial completion in summer of 2021.

III. Construction Phase

7) Campus Access (Phase I) – Delegated Project

| | | |
|---------------------------------------|------------------|---------------|
| Architect: ARTchitecture (IDIQ) | Est. Cost: | \$1,400,000 |
| Contractor: Pride General Contractors | Est. Completion: | December 2020 |
| Percent Complete: 85% | | |

The Campus Access I project connects academic and residential life utilizing landscaping, pedestrian paths/walkways, vehicular traffic surfaces incorporating way finding, and student gathering sites. The project includes the North Quadrangle Improvements and the inclusion of the Big Bend Law Enforcement Memorial monument. A summary document was prepared outlining remaining tasks for completion of the project and items requiring repairs or replacement associated with observed structural cracking in the retaining walls. The contractor is requesting payment for services previously completed in order to help mobilize construction forces. The university is confirming the status of previous requests for payment to determine what funds are due the contractor. Approximately 2-3 months will be necessary to complete the project once forces are mobilized for construction.

IV. Completed Projects

8) Recreational Sports Facility – Delegated Project

| | | |
|---|-------------|-------------|
| Architect/Contractor: Hellas Construction | Cost: | \$1,600,000 |
| | Completion: | June 2016 |

The facility, is located within the Jackson Field complex between the Football Field and Track, features an artificial turf field permanently striped and lighted for 7-on-7 flag football, 4-on-4 flag football, kickball, softball, soccer, ultimate Frisbee, and other sports. It also provides a 90-yard football field for varsity practice. The project is complete and close-out is underway.

V. Final Reports

N/A

**Texas State University
Summary
(as of July 6, 2020)**

I. Project Planning, Programming and Procurement

1) Aqua Sports Center Building Renovation

Programmer: Facility Programming and Consulting Est. Cost: \$10,000,000

The program for Aqua Sports Center Building Renovation is complete. The renovation will provide much needed space for students pursuing a minor in filmography and media studies and provide a net gain in teaching labs that achieve a higher degree of acoustical performance for their specialized course of work. Negotiations for Architectural and Engineering services are underway, and the CM@R services solicitation is ongoing.

2) Esperanza Hall (formerly Round Rock Health Professions Building 2)

Programmer: Facility Programming and Consulting Est. Cost: \$75,000,000

The program for Esperanza Hall is complete. This will be the fourth academic building on the Round Rock Campus and includes classrooms, labs, and offices to support four departments in the College of Health Professions, the Advising Center, and the Dean's Office. The program document will guide Texas State in preparing the Tuition Revenue Bond funding request from the 87th Texas Legislature. This project is on the Capital Improvements Program and will be initiated in 2022 pending funding.

3) Evans Auditorium Renovation – Delegated Project

Programmer: N/A Est. Cost: \$3,000,000

This project will involve major renovations of the existing theater including the public areas, stage area, stage lighting, curtains, sound system and ADA access.

4) Music Building

Programmer: Facility Programming and Consulting Est. Cost: \$70,000,000

Programming has been completed for a new Music Building to be constructed near the Performing Arts Center and the Theater Center in order to address the pressing needs of the School of Music. The new building will include classrooms, offices, and rehearsal spaces. The completed program of June 2019 resulted in a project size of 110,128 gross square feet. The program and concept renderings will be used for fund raising purposes as the project is to be funded largely through philanthropic means as well as The Texas State University System Revenue Bonds.

5) STEM Academic Building

Programmer: Facility Programming and Consulting Est. Cost: \$125,000,000

The College of Science and Engineering is the largest college at Texas State University, in terms of enrollment, and needs additional space to continue to grow. The proposed 200,000 gross square foot Science, Technology, Engineering, and Math building will be located on the San Marcos Campus. It is currently proposed to house the departments of Mathematics, Computer Science, and Criminal Justice and will provide teaching space for several other academic disciplines. This project is on the Capital Improvement Program and will be initiated in 2022 pending funding.

II. Design and Construction Document Phase

6) ALERT Center Office & Parking - Delegated Project

Architect: Kimley-Horn Est. Cost: \$1,900,000
Contractor: TBD Est. Completion: TBD
Design Stage: Construction Documents

The architect is preparing documents to release for bids. Construction is anticipated to start in September 2020.

7) Anthropology Lab Offices Building - Delegated Project

Architect: Fisher Heck Est. Cost: \$1,600,000
Contractor: TBD Est. Completion: February 2021
Design Stage: Construction Documents

This project provides a new slab on grade metal building to house lab and office space for Anthropology. Construction documents have been completed and have been posted for bids. Final permitting issues are being discussed with the City of San Marcos, and TCEQ. Construction is anticipated to start in September 2020.

8) Campus Potable Water System Upgrades - Delegated Project

Engineer: Kimley-Horn Est. Cost: \$3,400,000
Contractor: TBD Est. Completion: November 2020
Design Stage: Construction Documents

This project involves the cleaning of the interior and exterior of the existing elevated water tower at West Campus, making repairs as required and re-painting the tower. Construction documents are complete, however, based on the results of a water modeling report, an option to install larger pumps is being considered to meet the water demand for the repair work on the existing elevated water tower.

9) Hilltop Housing Complex

| | | |
|--------------------------------------|------------------|--------------|
| Architect: BGK Architects | Est. Cost: | \$96,700,000 |
| Contractor: Vaughn Construction, LLC | Est. Completion: | July 2023 |
| Design Stage: Construction Documents | | |

This project will include the construction of two, seven-story student housing structures, accommodating 1006 beds and comprised of 241,000 gross square feet. Fifty percent complete construction documents are currently under review. Construction will start April 2021.

10) Infrastructure Research Laboratory

| | | |
|--------------------------------|------------------|--------------|
| Architect: Alamo Architects | Est. Cost: | \$12,000,000 |
| Contractor: TBD | Est. Completion: | July 2022 |
| Design Stage: Schematic Design | | |

The Infrastructure Research Laboratory is on the Capital Improvements Program. This project will support the new Bachelor of Science in Civil Engineering degree program in the College of Science and Engineering providing a state-of-the-art research lab that will provide strength and structural testing for concrete beams, materials and other advanced technologies. Alamo Architects has been selected to provide design services for the project and are currently in schematic design.

11) JC Kellam HVAC & Controls Replacement - Delegated Project

| | | |
|---|------------------|--------------|
| Engineer: Energy Engineering Associates | Est. Cost: | \$2,850,000 |
| Contractor: TBD | Est. Completion: | January 2022 |
| Design Stage: Construction Documents | | |

This project involves removing the existing air handling units and replacing them with new high efficiency units, DDC controls and fire alarm system. Construction documents have been completed and posted for bids. Construction is anticipated to start in December 2020 during the winter break.

12) Round Rock Campus Services Building

| | | |
|--------------------------------------|------------------|-------------|
| Architect: McKinney York Architects | Est. Cost: | \$6,200,000 |
| Contractor: Kitchell Construction | Est. Completion: | May 2021 |
| Design Stage: Construction Documents | | |

This project will fulfill the dedicated facility needs for Facilities Staff, Receiving and Warehouse Services, Environmental, Health, Safety and Risk Management Department, Distance Education Staff, Parking Services, Mail Services, University Police Department, and IT Department. Design Development was approved at the May 2020 Board of Regents Meeting and work on the construction documents has begun.

13) University Police Department Building

| | |
|----------------------------------|--------------------------------|
| Architect: Atkins North America | Est. Cost: \$9,000,000 |
| Contractor: Vaughn Construction | Est. Completion: February 2022 |
| Design Stage: Design Development | |

This project includes a new building of approximately 20,987 gross square feet and will re-locate the University Police Department from its current home to make room for the Academic Testing Center. This project is currently in Design Development and will be presented to the Board of Regents at the August 2020 Board Meeting.

III. Construction Phase

14) Bobcat Stadium Seating Anchor Replacement - Delegated Project

| | |
|-----------------------------|----------------------------|
| Engineer: Datum Engineering | Est. Cost: \$2,200,000 |
| Contractor: TBD | Est. Completion: June 2021 |
| Percent Complete: 0% | |

This project involves the replacement of bench seat anchors in the football stadium due to galvanic corrosion and wear. Construction documents have been completed. Athletics has revised the seating type for Sections 101-105 to accommodate stadium seating. Project will be released for bids following the 2020 football season.

15) Campus Wide Lighting Modifications - Delegated Project

| | |
|----------------------------|------------------------------|
| Consultant: Hubbell | Est. Cost: \$2,200,000 |
| Contractor: Prism Electric | Est. Completion: Summer 2020 |
| Percent Complete: 85% | |

This project adds additional lighting on campus to improve student and faculty safety. Standardization of poles and fixtures across campus and new technology LED lights will save money and maintenance time for the University. The final stage of the lighting replacement is currently underway at the Child Development Center and Campus Recreation Center.

16) Jowers Center Renovation - Delegated Project

| | |
|---------------------------------------|----------------------------|
| Architect: Lym Miller Architects | Est. Cost: \$3,416,000 |
| Contractor: Noble General Contractors | Est. Completion: July 2020 |
| Percent Complete: 98% | |

The contractor is addressing punch list items and wrapping up work on the Jowers Center Renovation. Close-out binders and as-built documents are being prepared for submission by the contractor.

17) Round Rock – Avery Building Improvements - Delegated Project

Architect: Chesney Morales Partners, Inc. Est. Cost: \$3,100,000
Contractor: Nobel General Contractors Est. Completion: October 2020
Percent Complete: 70%

The project involves the renovation of the existing basement in the Avery Building to include a multi-purpose room, gym, and elevator for campus recreation. The new gym and multi-purpose room will reach substantial completion in July 2020. The new stair and common area lobby will be complete by the end of October 2020.

18) Roy F. Mitte Engineering Building Space Reconfigurations

Architect: Brown Reynolds Watford Architects Est. Cost: \$6,500,000
Contractor (Ph I): Sullivan Contracting Services Est. Completion: June 2020
Percent Complete: 98% (Ph I)
Contractor (Ph II): Noble Construction Est. Completion: August 2020
Percent Complete: 64% (Ph II)

Phase I - The contractor is working on final punch list items and close-out documents.

Phase II - Plaster is installed on the storage addition, flooring installation is on-going on Levels 3 & 5, and MEP rough-in work is on-going in the various labs.

IV. Completed Projects

19) Alkek Emergency Repairs Project - Delegated Project

Architect: Freese Nichols Cost: \$3,889,000
Contractor: JT Vaughn Construction Corp. Completion: August 2019
Percent Complete: 100%

The Alkek Emergency Repairs project reached substantial completion in August 2019. The Delegated Close-Out Report is in process and will be submitted to System Administration.

20) Albert B. Alkek Library Learning Commons

Architect: Brown Reynolds Watford Architects Cost: \$8,300,000
Contractor: JE Dunn Construction Completion: Feb. 2020
Percent Complete: 100%

The final report for the Albert B. Alkek Library Learning Commons is being prepared.

21) Albert B. Alkek Library – Starbucks – Delegated Project

Architect: Starbucks Corp. with Pfluger Architects Cost: \$1,500,000
Contractor: Vaughn Construction Completion: March 2020
Percent Complete: 100%

The Albert B. Alkek Library Starbucks project reached substantial completion in March 2020. The Delegated Close-Out Report is in process and will be submitted to System Administration.

22) Albert B. Alkek Library 7th Floor Wittliff Collections Expansion

Architect: McKinney York Architects Cost: \$4,700,000
Contractor: JE Dunn Construction Completion: Jan. 2020
Percent Complete: 100%

The Albert B. Alkek Library 7th Floor Wittliff Collections Expansion reached substantial completion in January 2020. The final report is being prepared.

23) Bobcat Athletics Venue AV Production Cabling - Delegated Project

Architect: N/A Cost: \$2,100,000
Contractor: Ford Audio-Visual Completion: June 2020
Percent Complete: 100%

The Bobcat Athletics Venue AV Production Cabling project reached substantial completion in June 2020. The Delegated Close-Out Report is in process and will be submitted to System Administration.

24) Campus Recreation Sports Fields

Architect: Perkins + Will Architects Cost: \$7,400,000
Contractor: JT Vaughn Construction, LLC Completion: June 2020
Percent Complete: 100%

The work on the Campus Recreation Sports Fields was completed in June 2020. The final report is being prepared.

25) Centennial 4th Floor Office Renovations - Delegated Project

Engineer: WJE, Inc. Cost: \$1,900,000
Contractor: LMC Completion: June 2020
Percent Complete: 100%

Construction on the Centennial 4th Floor Office Renovations reached substantial completion in June 2020. The Delegated Close-Out Report is in process and will be submitted to System Administration.

26) Central Heating Plant Chiller Replacement - Delegated Project

| | |
|------------------------------------|------------------------|
| Engineer: EEA Consultants | Cost: \$3,800,000 |
| Contractor: Johnson Controls, Inc. | Completion: April 2020 |
| Percent Complete: 100% | |

This Central Heating Plant Chiller Replacement project reached substantial completion in April 2020. The Delegated Close-Out Report is in process and will be submitted to System Administration.

27) Chemistry Building Breezeway Buildout - Delegated Project

| | |
|---|----------------------|
| Architect: Chesney Morales Partners, Inc. | Cost: \$1,700,000 |
| Contractor: Vaughn Construction | Completion: May 2020 |
| Percent Complete: 100% | |

The Chemistry Building Breezeway Buildout project reached substantial completion in May 2020. The Delegated Close-Out Report is in process and will be submitted to System Administration.

28) DHRL Blanco Hall Renovations

| | |
|--|-----------------------|
| Architect: Pfluger Architects | Cost: \$29,600,000 |
| Contractor: SpawGlass Construction Corp. | Completion: July 2019 |
| Percent Complete: 100% | |

The Blanco Hall Renovations project reached substantial completion in July 2019. The final report is being prepared.

29) DHRL Hilltop Complex (Utilities)

| | |
|--------------------------------------|------------------------|
| Architect: BGK Architects | Cost: \$5,000,000 |
| Contractor: Vaughn Construction, LLC | Completion: March 2020 |
| Percent Complete: 100% | |

The Hilltop Complex Utility upgrade project reached substantial completion in March 2020. The final report is being prepared.

30) Elliott Hall Repurposing

| | |
|------------------------------|--------------------------|
| Architect: LPA Architects | Cost: \$6,650,000 |
| Contractor: Hill & Wilkinson | Completion: January 2020 |
| Percent Complete: 100% | |

The Elliott Hall Repurposing project reached substantial completion in January 2020. The final report is being prepared.

31) Encino Hall Space Reconfigurations - Delegated Project

| | |
|---|-----------------------|
| Architect: Atkins North America | Cost: \$2,800,000 |
| Contractor: JT Vaughn Construction, LLC | Completion: July 2019 |
| Percent Complete: 100% | |

The Encino Hall Space Reconfigurations project reached substantial completion in July 2019. The Delegated Close-Out Report is in process and will be submitted to System Administration.

32) Family and Consumer Sciences Vivarium Research Facility

| | |
|--|-------------------------|
| Architect: Perkins + Will | Cost: \$3,867,000 |
| Contractor: JT Vaughn Construction, LLC. | Completion: August 2019 |
| Percent Complete: 100% | |

The Family and Consumer Sciences Vivarium Research Facility reached substantial completion in August 2019. The final report is being prepared.

33) Flowers Hall HVAC & Controls – Delegated Project

| | |
|-------------------------------|---------------------------|
| Architect: Cleary Zimmerman | Cost: \$1,250,000 |
| Contractor: Texas Air Systems | Completion: February 2020 |
| Percent Complete: 100% | |

The Flowers Hall HVAC & Controls project reached substantial completion in February 2020. The Delegated Close-Out Report is in process and will be submitted to System Administration.

34) Gloria and Bruce Ingram Hall

| | |
|--|-----------------------|
| Architect: Treanor Architects/Alamo Architects | Cost: \$120,000,000 |
| Contractor: SpawGlass Contractors, Inc. | Completion: Dec. 2018 |
| Percent Complete: 100% | |

Substantial completion was reached in December 2018 followed by occupancy of the rest of the building. Construction is complete and the Final Report is underway. Texas State, working with The Texas State University System administration and the Architect/Engineer settled negotiations for additional costs incurred as a result of required structural remedial efforts.

35) Hines Academic Center Repairs - Delegated Project

| | |
|-------------------------------|-----------------------|
| Engineer: WJE | Cost: \$1,500,000 |
| Contractor: LD Tebben Roofing | Completion: June 2020 |
| Percent Complete: 100% | |

The Hines Academic Center Repairs project reached substantial completion in June 2020. The Delegated Close-Out Report is in process and will be submitted to System Administration.

36) LBJ Student Center Expansion

| | |
|---|--------------------------|
| Architect: Atkins North America | Cost: \$31,200,000 |
| Contractor: JT Vaughn Construction, LLC | Completion: January 2020 |
| Percent Complete: 100% | |

The LBJ Student Center Expansion reached Substantial Completion on December 18, 2019. The final report is being prepared.

37) Lindsey Street Surface Parking – Delegated Project

| | |
|--------------------------|------------------------|
| Engineer: JD Engineering | Cost: \$3,400,000 |
| Contractor: TFL, Inc. | Completion: March 2020 |
| Percent Complete: 100% | |

The Lindsey Street Surface Parking project reached substantial completion in March 2020. The Delegated Close-Out Report is in process and will be submitted to System Administration.

38) Theater Renovations HVAC – Delegated Project

| | |
|---|---------------------------|
| Engineer: Energy Engineering Associates | Cost: \$3,900,000 |
| Contractor: Texas Air Systems | Completion: February 2020 |
| Percent Complete: 100% | |

The Theater Renovations HVAC project reached substantial completion in February 2020. The Delegated Close-Out Report is in process and will be submitted to System Administration.

39) University Events Center Expansion

| | |
|---|--------------------------|
| Architect: Sink Combs Dethlefs | Cost: \$62,500,000 |
| Contractor: Turner Construction Company | Completion: October 2018 |
| Percent Complete: 100% | |

Substantial completion was reached in October 2018. The final report is underway.

V. Final Reports

40) Willow Hall (formerly Round Rock - Health Professions Building 1)

| | |
|-------------------------------------|----------------------|
| Architect: Barnes Gromatzky Kosarek | Cost: \$67,500,000 |
| Contractor: The Beck Group | Completion: May 2018 |
| Percent Complete: 100% | |

Willow Hall reached substantial completion in May 2018. The final report will be presented at the August 2020 meeting of the Board of Regents.

FINAL REPORT FOR
Round Rock Health Profession No. 1 (Willow Hall)
Texas State University

PROJECT DESCRIPTION:

The 107,708 gross square foot Round Rock Health Profession No. 1 building provides much needed space for the College of Health Professions. The new building provides teaching, research, and administrative space for Communication Disorders; Physical Therapy; and Respiratory Care. State of the art laboratory spaces, clinics, faculty research spaces, and a simulation lab are included in the building footprint. Additionally, the new building provides clinical experiences for the students in the Speech-Language-Hearing Clinic; the Sleep Center; and the Physical Therapy Clinic allowing the College of Health Professions to continue to grow and develop these programs. The Architect of Record was Barnes Gromatzky Kosarek Architects and The Beck Group served as Construction Manager-at-Risk. Substantial Completion was achieved on March 5, 2018.

FINANCIAL INFORMATION:

| Project Line | Approved BOR Budget | Commitments | Adjustments | Change Orders | Final Amount |
|------------------------------|-------------------------|-------------------------|-------------|--------------------------|-------------------------|
| Construction Cost Limitation | \$ 43,724,200.00 | \$ 43,724,200.00 | \$ - | \$ (1,325,980.99) | \$ 42,398,219.01 |
| Contingency | \$ 4,650,800.00 | | \$ - | \$ - | \$ - |
| Architect/Engineering | \$ 3,415,000.00 | \$ 3,510,064.50 | \$ - | \$ - | \$ 3,510,064.50 |
| Owner Services | \$ 7,400,000.00 | \$ 1,954,975.33 | \$ - | \$ - | \$ 1,954,975.33 |
| Other | \$ 8,310,000.00 | \$ 6,078,236.85 | \$ - | \$ - | \$ 6,078,236.85 |
| Total | \$ 67,500,000.00 | \$ 55,267,476.68 | \$ - | \$ (1,325,980.99) | \$ 53,941,495.69 |

LIQUIDATED DAMAGES/SETTLEMENTS:

CHANGE ORDERS:

| No. | Description | Amount | Time Adjustment |
|--------------|--|--------------------------|-----------------|
| 1 | ASI-27 Medium Voltage | \$ 205,390.57 | 0 |
| 2 | Final Change Order - Credit General Conditions Work Remaining to Procure CM Contingency Buyout Contingency | \$ (1,531,371.56) | 0 |
| 3 | | | 0 |
| Total | | \$ (1,325,980.99) | 0 |

HUB PARTICIPATION:

Percent: 4% Amount: \$2,066,911

SCHEDULE INFORMATION:

| Project Time Line | | Comments/Notes for Project Time Line: |
|--|------------|---|
| Construction Commencement Date | 12/14/2015 | Program issued November 2015. The Board of Regents approved the Design Development in May 2016 and Construction Documents were completed in November 2016. Buyout was completed in October 2017 with the approval of the final Best Value Recommended Subcontractor Binder. Substantial Completion occurred on March 5, 2018. |
| Original Duration (days) | 812 | |
| Change Order Adjustments | 0 | |
| Liquidated Damage Adjustments (days) | 0 | |
| Contract Completion Date | 3/5/2019 | |
| Actual Completion Date | 3/5/2019 | |
| Difference Between Contract and Actual Completion Date | 0 | |

BUILDING PERFORMANCE/SUSTAINABILITY EVALUATION OR GENERAL COMMENTS :

ARCHITECT/ENGINEER EVALUATION:

The overall performance of the Architectural firm of Barnes Gromatzky Kosarek Architects and its consultants was average.

CONTRACTOR EVALUATION

The performance of The Beck Group, the CMAR, was average. The Beck Group was average in their support to the A/E team and in their supervision of the construction.

APPROVAL BY ALL AUTHORITIES HAVING JURISDICTION:

Life Safety inspections and approvals were conducted and received from Texas State University EHSRM Department. Code Review and Inspections were performed by the Division-Architectural Barriers Program of the Texas Department of Licensing and Regulation to ensure accessibility of the physically impaired in this project. No Federal funding was involved; therefore, no other approvals from Federal or State agencies was necessary.

APPENDIX – PRESIDENTS' REPORTS



**President's Briefing for
The Texas State University System
Board of Regents
August 2020**

RETENTION & RECRUITMENT:

Lamar University has many strategic initiatives underway to address recruitment and retention. Total enrollment for Spring 2020 reached 14,239, a 7% increase from Spring 2019. For future enrollment cycles, LU will focus efforts to serve our diverse population of students, and many coming from the growing Hispanic population. For Fall 2019, LU total undergraduate Hispanic headcount reached 20%, increasing by 2%. The institutional goal is 25% Hispanic total undergraduate headcount by 2025. In order to meet this goal, LU is committed to supporting Hispanic prospective students through additional strategic planning in school districts where the Hispanic student application rate is high, and partnership with community-based organizations to yield more of these students. In addition, LU will begin to deliver services from bilingual staff members. This will include a text message phone line, Spanish-event based programming such as monthly bi-lingual virtual information sessions, and targeted messaging and communication in Spanish, such as an enrollment website translated to Spanish, and targeted communication to parents.

Transfer student enrollment is another primary focus and LU is invested in collaborative partnerships with both local and regional community colleges to allow us to increase our marketing and recruitment efforts. Through this collaboration, LU developed LamarLink, an innovative program offered jointly by Lamar University and Lamar Institute of Technology. This program provides first-time college students with comprehensive support from both institutions; it offers affordability, access, and the eventual opportunity to enroll at Lamar University. For the inaugural year of LamarLink, Fall 2019, LU received 124 applications with 45 of those students enrolling. The retention rate from Fall 2019 to Spring 2020 was 71% and was reached by the partnership between LU and LIT to actively monitor student progress. The program will be expanded to Lamar State College Orange in Summer 2020.

Following increases matching or exceeding records in first-year retention and 4- and 6-year graduation rates in Fall 2019, LU's first-semester retention rate increased 2% year over year from Fall 2019 to Spring 2020. LU's central advising center sustained significant damage during Tropical Storm Imelda. Campus resources quickly mobilized to relocate the thirty staff members to the Setzer Student Center, and the advising center was operational without significant disruption. Repairs were complete within six weeks, and the advisors have relocated to their original offices. Additionally, academic and student support services made proactive contact with and provided support to nearly 1,200 students who were directly impacted by Tropical Storm Imelda, resulting in an enrollment loss of fewer than 20 students following the storm.

While the persistence and progression of the impact of the coronavirus are yet to be determined, the university continues its work with real-time data and proactive outreach campaigns to support students' progression toward and completion of their degree. These efforts include coordination of success network teams of academic and student support services, success coaches in each academic college to assist students in finding appropriate support for their concerns, the continued use of EAB's Navigate predictive analytics and advising platform and continued review of risk factor data.

ACADEMIC AFFAIRS:

Even with the change mid-semester from face-to-face instruction to online for roughly half of our total courses (the other half already online), we finished the semester with only minimal disruption and students actively participating in their courses. Issues faced by our students included the lack of reliable internet, the lack of devices that supported the classroom materials, supervision of their children or siblings, lack of money, and unfamiliarity with online structures, issues with the Exam Proctoring Software (Proctorio) and faculty lack of expertise in translating their face-to-face course to a different learning environment.

Lamar had more than 1,500 online courses prior to the transition to all on-line classes and moved an additional 1,400 face-to-face courses to online. Student feedback mentioned faculty tried very hard to keep the pace, content and feel of a

classroom in their online delivery. Many students mentioned the efforts of the faculty went above and beyond to ensure their success. Other students complained that they “lost their A” mainly due to their (students) lack of focus.

In spite of all the changes, the Summer Undergraduate Research Fellowship program led by Dr. Cristian Bahrim, as the Director of the Lamar University Office of Undergraduate Research announced the 16 winners of the Summer Undergraduate Research Fellowship (SURF) competition. The SURF program awards each winner a \$2,000 stipend, free on-campus housing for 10 weeks during the summer and \$1,000 for purchasing project materials. LU’s SURF program was designed based upon the nationally recognized Research Experience for Undergraduates (REU) programs, allowing undergraduate students to propose a research experience and mentor for their project.

This year, 39 students submitted 36 proposals, 22 Science, Technology, Engineering and Math - STEM (61%) and 14 Humanities, Arts, Social Behavioral Sciences, Education & Business -HASBSEB proposals (39%). The top 16 proposals were selected based on the scores received from 33 faculty reviewers. We are proud to recognize the following undergraduate students, their mentors and the title of their project.

SURF WINNERS 2020

Name: Muskaan Ali

Major: Psychology

Mentors: Dr. Martha Rinker, assistant professor of psychology, Dr. Elizabeth Aronson, associate professor of psychology

Title: Impact of Personality on Stress Responses: Extroversion and Introversion

Name: Rachel Clark

Major: Music

Mentors: Dr. Jacob Clark, assistant professor of music, Dr. Bryan Proksch, assistant professor of music literature & musicology

Title: Steinway or the Highway? Extending the Benefits of Historical Keyboard Research to Mainstream Performers on Modern Pianos.

Name: Grafton Conger & Cindy Rodriguez

Major: Mechanical/Civil Engineering

Mentor: Dr. Cristian Bahrim, professor of physics

Title: Evaporating Enhancement System Using Sunlight

Name: Menna Elsaka

Major: Microbiology

Mentor: Dr. Ashwini Kucknoor, associate professor of biology

Title: Akkermansia Mucinphila Correlation with Obesity and Metabolic Disorders.

Name: Sierra Hunnicutt

Major: Speech and Hearing Sciences

Mentor: Dr. Lillian Felipe, assistant professor of speech and hearing

Title: Knowledge and Awareness of Hearing Health and Conversation in College Students: The Use of Technological Devices

Name: Christian Jack

Major: Music

Mentor: Dr. Nick Rissman, professor of composition

Title: Listener’s Perception of the Quality of Microphone used in a Recording when Presented with an A-B Comparison.

Name: Ashtyn Jones

Major: Speech and Hearing Sciences

Mentor: Dr. Lekeitha Morris, associate professor of speech and hearing

Title: Influence of Self-Paced Online Training Program on Caregivers Reading Habits.

Name: Cleveland Elijah Keal

Major: Chemical Engineering

Mentors: Clayton Jeffryes/James Henry, assistant professors of chemical engineering

Title: Effects of copper nanoparticles on the digestive tract

Name: Sarah LaRue
Major: Exercise Science
Mentor: Dr. Shannon L. Jordan, assistant professor in health and kinesiology
Title: Effects of Cinnamon and Exercise on Blood Glucose Control in a Sedentary Overweight to Obese Prediabetic Population

Name: William B. Perry
Major: Nursing
Mentor: Dr. Cynthia Pipkins, assistant professor in nursing
Title: Work-related Musculoskeletal Disorders and Psychological Factors in Licensed Nurses: A Secondary Analysis

Name: Cindy Rodriguez
Major: Civil Engineering
Mentor: Dr. Thinesh Selvaratnam, assistant professor in civil and environmental engineering
Title: Biological Treatment of Produced Water

Name: Olivia Rigsby
Major: Geology
Mentor: Dr. Edgardo Pujols, assistant professor of geology
Title: Onset of the Sevier Fold and Thrust Belt and Associated Foreland-basin Sedimentation in Central Utah

Name: Ashley Staggs
Major: Speech and Hearing Sciences
Mentor: Dr. Lilian Felipe, assistant professor of speech and hearing
Title: Impact of Dizziness on the Quality of Life and Prevalence of Falls in the Elderly Population of Beaumont

Name: Ambriana Sykes
Major: Chemistry
Mentor: Dr. Ozge Gunaydin-Sen, associate professor of chemistry
Title: Studies of Ammonia Borane-Polyacrylic Acid Composites for Hydrogen Fuel Cells

Name: Talon Weaver
Major: Physics and Civil Engineering
Mentors: Dr. Evgeny Romashets, instructor of physics and Dr. Cristian Bahrim, professor of physics
Title: Forecasting Geomagnetic Storms Generated by Solar Activity

Name: Mason Z. Wyche
Major: Civil Engineering
Mentor: Dr. Thinesh Selvaratnam, assistant professor in civil and environmental engineering
Title: Characterization of Algal-based EPS for the Biosynthesis of Nanomaterials.

Daniel Quispe, a senior student in engineering and physics, presented the “Effect of Adverse Weather Conditions and Vibrations on the Efficiency of Solar Cells” at the Gulf Coast Undergraduate Research Symposium at Rice University. Mr. Quispe was also selected to be a participant at the Poster on the Hill event in Washington DC. His mentor was Dr. Cristian Bahrim and his presentation was entitled “Increasing the Efficiency of Solar Cells in Coastal Areas” (<https://www.lamar.edu/news-and-events/news/2020/04/honors-student-tapped-to-present-on-capitol-hill.html>)

From the outset of the COVID-19 pandemic, Lamar University’s faculty and students, collectively and individually, have been involved in a number of efforts to lessen the impact on the community, help protect Southeast Texans from contracting the virus and cope with being isolated and alone. Among the many efforts are:

- Lamar University College of Engineering created alternative battery packs for Powered Air Purified Respirators suits. Although, Christus has approximately 15 PAPRs (used to keep staff safe when working with COVID patients), they only had battery packs for five of the suits, rendering the additional suits useless. This project helped in providing power to these unused suits.

- JoAnn Gay Dishman School of Nursing instituted Cardinals CARE (Cardinals Adopt Residents for Engagement), a project directed by Dr. Elizabeth Long and Lamar BSN student Makayla Brown this 10-week project had a two-fold mission; to connect residents in long-term care facilities with nursing students and provide nursing students with required community-based service learning hours prevented because of Stay Home, Stay Safe parameters. More than 100 students interacted with more than 711 residents in 13 different long-term care facilities across the Golden Triangle.
- The LU College of Engineering and the LU makerspace produced more than 1,500 Ear Savers to work with face masks for Christus Hospital System.
- Mechanical engineering students also responded to the call for help with PPE. Ian Kennard began using LU's makerspace 3-D printer to make face shields for healthcare workers. ME student Morgan Mitcham, while working from home finished several classes, including her senior design project, created masks putting her two 3-D printers to full-time use.

Faculty Accomplishments

Dr. Catagay Tokgoz, Assistant Professor of Electrical Engineering, and his collaborators from the United Technologies Research Center (UTRC) were awarded a fourth patent since 2018 related to state-of-the-art embedded and wireless sensors for additive manufacturing, nondestructive testing, load and motion monitoring and wireless sensor network applications in the aerospace industry. <https://www.lamar.edu/news-and-events/news/2020/06/lus-tokgoz-awarded-multiple-patents.html>.

Dr. Jeff Forret, Associate Professor of History continues his outstanding research and publication in the area of slavery in the United States. His book, *The Williams' Gang: A Notorious Slave Trader and His Cargo of Black Convicts* was published by the Cambridge University Press, 2020. His work was also included in *The White House Historical Association Press* for his research "Presidents, Vice Presidents, and Washington's Most Notorious Slave Pen," for the "Slavery in the President's Neighborhood" series. Dr. Forret has also published in the area of "The History of Modern Mass Incarceration of African Americans Goes Deeper Than You May Think," *Time*, November 25, 2019, <https://time.com/5738826/mass-incarceration-history/>.

Dr. Jimmy Bryan's "Anthology Inventing Destiny: Cultural Explorations of US Expansion" was published by the University Press of Kansas. He also had a journal article published in the *Great Plains Quarterly*, 39, 243-263 entitled "Our Eyes Ached with the Very Vastness': Reimagining the Great American Desert as the Great American Prairie."

Dr. Rebecca Boone published "Peace, Security and Deterrence 1450-1650" in a book by Isabella Lazzarini, ed. *A Cultural History of Peace. III: The Renaissance 1460-1648*. Published in London by Bloomsbury.

Jingqiang Li, Sithara S. Wijeratne, Tyler E. Nelson, Tsung-Cheng Lin, Xin He, Xuewen Feng, Nicolas Nikoloutsos, Raymond Fang, Kevin Jiang, **Ian Lian**, and Ching-Hwa Kiang* published, "Dependence of Membrane Tether Strength on Substrate Rigidity Probed by Single-Cell Force Spectroscopy. *The Journal of Physical Chemistry Letters*". <https://pubs.acs.org/action/showCitFormats?doi=10.1021/acs.jpcllett.0c00730&ref=pdf>

Faculty Honors:

Dr. Ian Lian, Biology, was awarded the 2020 Office of Undergraduate Research Faculty Mentor Award.

Dr. Ashwini Kucknoor (Biology) was a TSUS Regents' Teacher Award nominee.

LU's Bachelor of Science in Industrial Engineering received two recognitions by ONLINEU, a free and comprehensive guide that enables students to compare all online colleges in the U.S. The program was ranked in the 2020 rankings as the best online engineering degree as well as the most affordable online bachelor's degree. <https://www.lamar.edu/news-and-events/news/2020/03/lamar-universitys-online-engineering-ranked-number-one.html>

Research and Instructional Funding (\$100K or more):

| <u>Recipient/Unit</u> | <u>Funding & Agency</u> | <u>Project Title & Purpose</u> |
|--|---------------------------------------|--|
| College of Engineering | \$309,000 Exxon Mobil Foundation | Educational Expenses for the College |
| Dr. Liv Hasselbach, Civil & Environmental Engineering | \$100,00 Sabine River Authority | Southeast Texas Flood Coordination Study: Genesis will aid in developing flooding resiliency |
| Dr. Philip Cole, Physics | \$225,000 National Science Foundation | Probing the Structure of Nucleons in Omega Meson Electroproduction. |

Dr. Sylvestre Twagirayezu, Assistant Professor of Chemistry and Biochemistry Department at Lamar University received two research grants: (1) American Chemical Society Petroleum Research Fund (\$70,000) under research proposal titled “Spectroscopic Studies and Chemical Dynamics of Small Polar Impurities in Petroleum Mixtures”, and (2) Texas Air Research Center(\$13,962) for the development of “ Highly Selective Sensor based on Molecular Rotational Resonance Technique for Fast Monitoring Sulfur Dioxide in Ambient Air”. <https://www.lamar.edu/news-and-events/news/2020/06/lu-professor-receives-significant-grant-for-research.html>.

American Physical Society for the Gordon and Betty Moore Foundation for Fundamental Physics. The Workshop on Light Dark Matter @ Accelerators. Requested Amount for the Convening Award: \$25,000. Received April 15, 2019. PI: Philip L Cole. CoPIs: Michael Wood (Canisius College) and Elton Smith (Jefferson Lab). Awarded: \$25,000. APS News Release on June 14, 2019: https://eurekaalert.org/pub_releases/2019-06/aps-aps061419.php and Lamar University press release: <https://www.lamar.edu/news-and-events/news/2019/07/physics-professor-awarded-a-prestigious-grant-to-host-a-meeting-in-venice.html>

UNIVERSITY ADVANCEMENT

Lamar University Foundation Leadership. The Lamar University Foundation elected to extend the terms of its Executive Officers for one additional year to manage the Foundation through the pandemic and global financial crisis:

J. Mark Smith, 1979, Chairman of the Board - President of J. Mark Smith and Associates

Elaine Henry, 1971, Vice Chairman of the Board - Retired, HR Director of Dow Chemical Global

Pat Parsons, 1971, Treasurer - Vice Chairman of the Board, CommunityBank of Texas

Sandra F. Clark, 1976, Secretary - Shareholder and Vice President, MehaffyWeber, P.C.

Dr. Sina Nejad, 1980, 1981, 2015, Past Chairman of the Board - President, Sigma Engineers, Inc.

Ellen Rienstra, 1962, 1980, Audit Committee Chair - Author and Historian, Nelda C. and H.J. Lutcher Stark Foundation

Becky Mason, 1971, Development Committee Chair - Retired, HR and Safety Director, Mason Construction, Inc.

Terry Garth, Finance Committee Chair - President, Cheyenne Capital

Don Shaver, 1976, Investment Committee Chair - CFO, LD Services, Inc.

Michele Smith, 1988, Trustee and Governance Committee Chair - Partner, MehaffyWeber, P.C.

Cardinal Emergency Fund. Lamar University established the Cardinal Emergency Fund in 2017 to support our students facing disruptions in their academic endeavors due to natural emergencies. Contributions have been solicited for this fund to help our students during the global pandemic with issues they are facing, including housing and food insecurity, travel expenses, technology costs associated with digital learning, and other financial challenges. Lamar University alumni and friends responded quickly and generously, allowing Lamar University to support more students impacted directly by the pandemic.

Lamar University Alumni Advisory Board. The Lamar University Advisory Council has elected new Directors and Executive Committee for 2020-2021. Members of the Executive Committee are:

President, **Fred Vernon, 2012 and 2013** is CEO/Founder of KLV Ventures. Fred graduated Magna Cum Laude with a BBA in Accounting, and an MBA and MSA from Lamar University and is a native of Port Arthur. While attending LU, Fred was a member of the Lamar Ambassadors, SGA, Honors Student Association, and National Society of Black Accountants. He was also chosen as a Steinhagen Global Fellow and recipient of the Aaron Rose Award. Upon graduation, Fred worked as a valuation analyst at PricewaterhouseCoopers until he left to manage his transportation company, KLV Ventures, full-time.

President Elect, **Tea (Nguyen) Do, 2008** is an insurance agent specializing in personal lines and life insurance with Farmers Insurance. She was born and raised in Beaumont. She serves on the Alumni Board of the Gamma Phi Chapter of Alpha Chi Omega Sorority and is a member of the Junior League of Beaumont.

Immediate Past President **Brad Brown, 1981** is Senior Vice President and Trust Manager at First Financial Trust in Beaumont. He is a member of AICPA and Texas Society of CPAs. His community service activities include serving as a member of the Rotary Club of Beaumont, board member of the United Way of Beaumont, and board member of the Christus Health Foundation. He was recognized at the 2008 "Newsmaker of the Year" by the Press Club of Southeast Texas for efforts leading to the passage of the "Ashley and Alicia's Law", a law requiring seat belts on school buses.

Second Past President **Christopher Bates, 2008** obtained his Law Enforcement Certification from Lamar Institute of Technology and a bachelor's degree from Lamar University. In 2013 Chris was sworn in as Jefferson County Constable Precinct 2. Chris is currently the youngest Constable in the State of Texas; the second youngest Constable in Texas history; the first African American Constable ever elected in his precinct; and the youngest elected official in Jefferson County history.

CAPITAL IMPROVEMENTS

Current projects

With the completion of two major administrative buildings, new on/off ramps from Highway 69/96/287 to Rolfe Christopher Drive, and minor landscape improvements, Lamar has begun the process of defining a new campus entrance on the south side. Construction has started on the new Welcome Center at the corner of Rolphe Christopher Drive and Jim Gilligan Way and is scheduled to be complete in January 2021. Enhanced landscaping and other defining entry/boundary features will be considered for implementation at a later date. The Welcome Center will be the first stop on campus for prospective students, family members, alumni, and other visitors. Along with providing information about the campus, Lamar history, academic programs, athletics, and student activities, the Center will be the starting point for campus and housing tours. Structured presentations, interactive displays, and promotional materials will be used to help prospective students envision their future within the Lamar community.

Many of Lamar's athletic facilities underwent upgrades and improvements in the last two years and several more are in the planning stages. Marketing renderings for a revitalized baseball stadium complex have been completed, , and improvements to the soccer/softball complex are envisioned, pending donor contributions.

Many improvements in multiple academic buildings have been completed including lighting improvements, and upgrading of finishes, furnishings and technology in many classrooms across campus. Over 20 classrooms were updated in the recent past and more are scheduled to be refreshed in the future as funding is available. Renovation of the 256-seat Science Auditorium is completed and opened for the start of the spring semester. Roofs have been replaced on the Chemistry and Speech and Hearing buildings. Roofs are scheduled to be replaced on three additional buildings in 2020. Additionally, all of the brick and windows at the Geology Building will be removed and replaced to correct water infiltration, which will also result in a new insulated brick cavity wall that will provide greater energy efficiency.

Facility condition assessments were conducted on the Mary and John Gray Library and the Plummer Building to determine renovation scope, budget, and phased renovation plans for life safety and building system upgrades. The design phase to add a new sprinkler system to the Library has begun with investigation of existing utilities infrastructure. Plans for the Plummer Building renovation will be put on hold until a later date, however, due to escalated deterioration of the existing roof, it will be replaced in FY2021. Preliminary planning for integration of a Digital Learning Center into existing space in the Library has begun.

INFORMATION TECHNOLOGY:

Completed projects

Technological support to enhance virtual capabilities of the campus for remote learning and work requirements resulting from the pandemic continued throughout the summer including Microsoft Teams, Adobe Sign, remote desktop, increased multi-factor authentication, and remote access to licensed software.

Library computing labs were equipped with web cameras to provide an on-campus location for computer-enabled test proctoring in support of online learning requirements. In addition, a computing lab was located in the residence hall to provide services to on-campus residence hall students.

Two parking lots at Lamar University have been converted to Wi-Fi parking lots. Students can now pull in, power-up their laptops and complete schoolwork all while social distancing.

Ellucian Analytics for Human Resources was the first of the Ellucian Analytics products to go-live at Lamar University. Additional modules in progress include finance, student, and financial aid.

Security awareness training required by House Bill (HB) 3834 (86R) has been established using video content from the SANS Institute. The completion rate as of the end of June is 83.3% with an additional 4.6% in progress.

Infrastructure projects completed this quarter include load balancer consolidation, upgrade, and virtualization.

Current projects

In collaboration with the LU Management Information and Analysis Division, additional Analytics modules continue to progress toward completion. Implementation of the student and financial aid modules of Ellucian Analytics is expected to go live in the Fall. Finance go-live is to be determined.

Within our extended Banner environment, upgrades are in progress for the Degreeworks degree audit system as well as Axiom software that loads external data into Banner (e.g., admissions applications).

Campus-wide windows desktop and mobile device management will be enhanced with the implementation of Microsoft Service Center Configuration Manager (SCCM). SCCM features remote control, patch management, operating system deployment, network protection and other various services. Currently over 1500 campus computers are now reporting into the new management system.

The upgrade from Windows 7 to Windows 10, as well as the upgrade to Windows 2016 Server continues across campus. Although support officially ends for Windows 7 and Windows Server 2008 in January 2020, extended support offerings from Microsoft are utilized as needed.

The Lamar University Information Security Office is partnering with other TSUS schools to implement a new risk assessment tool utilizing Eramba.

Infrastructure projects include phase 2 of the core router replacement as well as access layer network firmware updates and a Disaster Recovery (at San Marcos) firewall upgrade.

New projects

Chrome River was selected by the Division of Finance and Operations and will be implemented as part of an initiative to streamline, automate, and digitize travel and expense management.

CampusGroups was selected by the Office of Student Engagement as a replacement for OrgSync. CampusGroups creates a private community platform for student organizations and campus groups.

The Residence Life system, StarRez, is being upgraded and migrated to a cloud-based platform. Pre-requisite upgrades were completed in June and the new system is expected to be in place in the Fall.



SAM HOUSTON STATE UNIVERSITY

President's Briefing for the TSUS Board of Regents August 2020

RECRUITMENT AND RETENTION

SHSU has been designated by The U.S. Department of Homeland Security and the National Security Agency as a Center for Academic Excellence in Cyber Defense Education through 2025. This new designation places SHSU among an elite group of universities that meet the federal government's criteria for demonstrating a commitment to cyber defense education and security research. One of the criteria in which cyber defense education programs are evaluated is the strength of their cybersecurity centers.

According to the National Health Care Quality Report, Texas ranks 41 out of 50 in all health care quality and safety measures. SHSU is helping health care organizations fill the gap with qualified graduates from the Masters of Science in Health Care Quality and Safety program. This executive degree program is designed to prepare busy health care professionals for leadership roles in the quality and safety areas in hospitals, nursing homes, clinics, and other health care organizations.

Despite the partial campus closure for most of the summer, the Visitor's Center kept tours rolling by utilizing 360-degree panoramic web images of campus. Student tour guides (known as Sambassadors) lead visitors through the campus virtually, highlighting campus life through a digital lens. Hosted each weekday at noon – including specific tours for transfer students and Spanish language guests – Sambassadors aimed to maintain the Bearkat hospitality that has always been at the heart of connecting with potential students.

INSTITUTIONAL DEVELOPMENT

The university's comprehensive campaign, "Honoring Traditions. Creating Futures Campaign." is projected to close on August 31, 2020, with \$145 million having been received, including gifts, pledges, planned gifts, and verbal commitments. Actual gifts, together with documented pledges and planned gifts, total more than \$133 million.

SHSU has received \$6.5 million in gifts, pledges, and planned gift commitments from 8,000 individuals to date, which is substantially below the expected results for the year. COVID-19 caused a significant slowdown in fund-raising activities in March. Development officers have kept in touch with donors and prospects, but they have been unable to schedule many meetings to discuss gift proposals. Several high wealth individuals have indicated that they are postponing contributions until the economy opens back up. Additionally, the campus's phone center ceased operation due to lack of student employees, and there was no spring senior giving program.

The SHSU Alumni Association's membership is at 16,000, which includes more than 3,350 Life Members. Nearly 4,000 of the association's members are also donors to one or more other university program. The alumni office canceled almost all programs and events for the spring



SAM HOUSTON STATE UNIVERSITY

due to restrictions related to the Coronavirus. The staff is optimistic that programming will resume in the fall and is making plans for homecoming and the Annual Awards Gala.

Marketing & Communications (MarCom) has assisted with internal and external communication related to COVID-19 and its impact on employees and students. Additionally, staff underwent training to utilize new printing equipment, which provides creative flexibility at lower costs to produce specialty products. The summer Heritage magazine is undergoing editing and final design. It will focus on the leadership roles of women, who were shaped by SHSU and who helped to shape SHSU.

Again, due to the pandemic, the Sam Houston Memorial Museum has been able to provide only limited public access to its facilities. The significant losses for the museum have been the cancellations of the Sam Houston Folk Festival and school tours of the museum.

Advancement Services has used the time provided by a slower return on fund-raising and alumni membership processing activities to conduct “clean-up work” on the alumni-development database, which now has approximately 155,000 valid addresses of alumni and friends.

CAPITAL IMPROVEMENTS

The Newton Gresham Library renovations are 50% complete. The 70,000 gross square foot renovation includes new and upgraded library staff and patron spaces, an updated Starbucks store and improvements to the building’s west façade and main entry sequence.

The Coliseum Parking Garage is 100% complete and move in began late July.

INFORMATION TECHNOLOGY

SHSU is continuing to collaborate with SRSU to provide remote administrative support services for budget, payroll, financial reporting and purchasing. Processes are being implemented, streamlined and new opportunities are being reviewed.

SHSU Dining Services is assuming concession sales at Bowers Stadium. Facilities, IT and Aramark are collaborating on installation of expanding features and services that will enhance the customer experience, concessions and expanded Wi-Fi connectivity opportunities.

IT is wrapping up analysis of opportunities to transition to an Ellucian Banner hosted environment. Upon implementation this would immediately improve campus business continuity, expedite new ERP service delivery and relieve campus support staff from basic utility support, so staff can focus on strategic campus differentiator improvements. Proposals have been received and we are reviewing to determine if a business case can be made.

SHSU collaborated with Ellucian during the spring for a review of our current usage of Ellucian products. As an outcome we are now in the kick-off stage of multiple operational reviews to optimize our use of existing products and streamline services to the campus community. Additionally SHSU obtained a site-license for Ellucian training services to help ensure staff



SAM HOUSTON STATE UNIVERSITY

continue to maximize their ability to use the tools we currently have and to understand new features and options as they arise.

To maximize flexibility for fall course delivery, SHSU is underway enabling 90% of classrooms to be ZOOM enabled. This will enhance opportunities for lecture capture, remote viewing (on and off campus), one-on-one engagement and Q&A response between students and faculty.

Academic units and IT are heavily engaged to quickly identify, review and implement new tools to augment Blackboard to maintain high quality lecture delivery in a remote or virtual environment. Our health care teams are reviewing various patient simulation tools to mitigate the traditional close contact course delivery method.

To mitigate information security risks inherent to the growing virtual and remote engagement with the SHSU community, IT has upgraded our campus Microsoft license to enable new information security tools that help to better combat, prevent and respond to risks.

COVID - 19

The final phase of our return-to-operations plan went into effect July 1. All buildings were opened and the deployment and physical location of employees remained flexible to reduce spatial density and maximize social distancing. Due to the sharp rise in COVID-19 cases and guidance from state leadership as well as health experts, SHSU instituted a mandatory face-covering requirement, effective Monday, June 29. In addition to face covering requirements and other safety practices, the university adopted a Disease Preparedness and Response Plan detailing protocols for infectious or potentially infectious individuals.

In early May, workgroups were designated to formulate recommendations for the opening of campus for the fall 2020 semester. The workgroups focused on key areas such as, classroom environment, specialized class activities (such as labs), academic and student support services, and public events and performances. The workgroup findings were presented to Cabinet on July 6, and the majority of the recommendations were approved for implementation with only a few follow-up items.

To date, over 8,200 SHSU students have received \$8 million in CARES funding. Awards were based on eligibility requirements established by the Department of Education including conditions such as enrollment status and financial aid eligibility. For those students not eligible for CARES funding, SHSU awarded \$828,000 to almost 600 students from the Bearkat Emergency Fund bringing the total grants awarded to \$8.8 million. Future application cycles are dependent on additional federal CARES funding.

After much deliberation, SHSU decided to hold virtual commencement ceremonies for Spring and Summer graduates on Saturday, August 1. The ceremony is expected to incorporate the most important elements of this time-honored tradition including speeches, conferring of degrees and music performances. While the decision to switch to a virtual commencement was disappointing, the move presented the chance for students to hear from an extraordinary leader



SAM HOUSTON STATE UNIVERSITY

and speaker, the first African-American chairman of the Joint Chiefs of Staff and former Secretary of State, General Colin L. Powell, USA (Ret.).

CAMPUS SPECIFIC ITEMS

For the fourth consecutive year, LendEDU has recognized the Student Money Management Center (SMMC) at SHSU among the 50 best financial literacy programs in the nation for 2020. The study looked at hundreds of colleges and universities that are known to have a financial literacy program. The SHSU SMMC is a financial outreach and educational program administered by the Division of Enrollment Management, and their mission is to encourage students to think about their personal finances and ultimately achieve financial independence.

Sam Houston State University alumna Jeni Best was recently recognized as one of five distinguished biometrics and security leaders to earn a 2020 Women in Biometrics Award by the Security Industry Association (SIA). Biometrics is the science of analyzing physical or behavioral characteristics specific to each individual to be able to authenticate their identity. The Women in Biometrics Awards honor the efforts of top female leaders helping drive the biometric identity and security industry.

Douglas Constance, professor of sociology, has been selected to receive the prestigious 2020 Richard P. Haynes Lifetime Achievement Award in Sustainable Agriculture for his extraordinary accomplishments in research, teaching and service. The Agriculture, Food, & Human Values Society (AFHVS) is a prominent professional organization which provides an international forum to engage in the cross-disciplinary study of food, agriculture, and health.

Recognized for their on-going commitment to community service, the Spirit Programs at Sam Houston State University received the National Dance Alliance's NCA/NDA Go Be Great Award. The organization established the award as a way to honor coaches, teams or programs that have gone "above and beyond" to make the world a better place outside the world of dance. Students were recognized for working with local youth at dance studios and cheer gyms, hosting a Bearkat Kids camp, donating goods and time to the SHSU Food Pantry, and volunteering at an H.E.B food drive, the Good Shepherd Mission and Rita B. Huff animal shelter.

Charlene McWilliams, director of university events, was recognized by the International Live Events Association – Texas Chapters, where she was honored with two prestigious 2020 Texas Star Awards. McWilliams received the highest distinctions for the Best Non-Profit Event (Under \$75K) for her "Winter Wonderland" theme and the Best Event Design and Décor (\$25k-\$75k) for her circus theme titled, "Under the Big Top."

Lisa Brown, associate professor in the College of Education, was recently honored with the Science Ambassador Fellowship from the Center for Disease Control and Prevention (CDC). The CDC Science Ambassador Fellowship is presented annually to 30 educators across the country. The fellowship provides training in curriculum design and teaching strategies to help educators engage students in science, technology, engineering and math using real-life epidemiology and public health examples.



SUL ROSS STATE UNIVERSITY
President's Briefing
Texas State University System Board of Regents
August 2020

RETENTION AND RECRUITMENT

Enrollment for spring began with a decrease in overall headcount. Alpine showed a decrease of 13% or 241 student headcount and Del Rio, Eagle Pass, and Uvalde resulted in a decrease of 7% or 69 student headcount.

March changed recruitment and retention efforts requiring new strategies to engage with high school students when Independent School Districts closed due to Coronavirus spread. The following list outlines new initiatives and measures that Sul Ross took to ensure service delivery to students during this different time:

- After spring break, staff began working mostly remotely and in staggered shifts on campus to practice social distancing. Applications for admission and financial aid continue to be processed. At this time, no negative effects appear as a result of this change to virtual services.
- A delegation from Sul Ross went to Ojinaga, Mexico to sign a MOU with Colegio de Bachilleres del Estado de Chihuahua (COBACH) on February 27. The MOU outlines a streamlined admission path for students to attend Sul Ross State University from their institutions. While this partnership includes one school at this time, there are 41 other institutions in the state of Chihuahua. Sully Showcase, a recruitment day, was scheduled for them on March 27, but was delayed until fall. We enrolled three students as a result of this venture and remain optimistic for future growth in this area.
- ACT and SAT scores for applicants applying for the summer and fall semesters have been waived. We are currently working to ensure timely delivery of TAIA testing for students who no longer have that availability due to school closures. We continue to receive guidance about this from Developmental Education resources in the state.
- Enrollment staff at all campuses continue to use a variety of platforms to reach out to prospective and current students to ensure they are continuing their interest and enrollment at Sul Ross.
- The university implemented a communications campaign for recruiting purposes that involves sending email blasts with video clips, a text campaign for specific requests of different types (some for incomplete applicants, some for next steps, etc.), and calling students to check in with them in general.

- With the cancellation of university events like the New Student Orientation, staff began working on an interactive virtual experience for students. The purpose of this experience is to engage them in the same information through interactive media including video game platforms that will keep their interest as they pass through the steps that they would normally take in an on-campus orientation program. Additional activities are scheduled for the fall semester.

Strategic Enrollment Management

In February, we introduced the SEM Plan to the Sul Ross campus community. On March 3, 2020, Drs. Harris and Moore met with the Faculty Assembly to discuss the plan and to answer questions regarding its implementation. At this time, Harris has resigned, effective July 3, and Dr Moore continues working on the implementation of the plan, modifying whatever tactics and strategies are needed due to COVID-19, and is developing a scorecard for reporting benchmarks to the president.

Enrollment Business Operations Task Force

In developing the SEM Plan, staff analyzed previous enrollment data and discovered incompatible data between reporting offices. A thorough review was conducted that led to a clear indication that the business processes of the University were not in sync with each other and causing many breaks in service. Further review also indicated that numerous processes were antiquated and required manual manipulation to function properly. After a recommendation about remediating these problems and building new processes, Dr. Kibler placed Drs. Harris and Moore as co-chairs of the Enrollment Businesses Operations Task Force and gave them the authority to fix the problems, across several divisions and departments.

CRM Implementation

The University purchased a Content Relationship Management software (CRM) and the implementation launched on March 16, 2020. Weekly meetings remain ongoing, with other ones as needed, and progress is brisk. The initial phase of the CRM will be delivered by June, with other sections rolled out during the rest of 2020.

Update on Current Enrollment Numbers

For Alpine, undergraduate applications and acceptances: For freshmen entering fall 2020, applications show losses of 31% over 2018 and are down 25% from 2019. Acceptances increased by 22% from 2018 and up 21% from 2019. For new transfers for fall 2020, applications decreased 20% over 2018 and are down 19% from 2019. Acceptances for transfers decreased by 23% from 2018 and are down 24% from 2019. Summer freshmen applications for 2020 showed decreases from both 2018 and 2019 and acceptances were also down, but new transfer applications were up 26% from 2018 and 8% from last year. It is clear that the uncertain times are causing a decrease for new freshmen students coming for summer or fall, but established college-level students (transfers) seem to be looking for ways to get ahead or recovering lost credit through the online delivery systems of our coursework. Inquiries and associated activities have increased in the last month as uncertainty across the region regarding educational opportunities lingers. Decisions regarding athletics, a traditionally large component of our incoming students, will have a significant impact on both freshman yield and continuing student enrollment.

For Alpine, graduate applications and acceptances: For graduates entering fall 2020, applications show declines of 18% from 2018 and 4% from 2019. Acceptances show

decreases of 13% from 2018 but are up by 39% from 2019. And, we continue to see increased interest in graduate programs. For summer, graduate applications are up 15% from 2018 and 20% from 2019. Acceptances are down 10% from 2018 but up 23% from 2019.

For Del Rio, Eagle Pass, and Uvalde applications and acceptances: For fall semester 2020, transfer applications are down 17% from 2018 and 26% from 2019. Acceptances for this population are also down compared to 2018 and 2019. Additionally, transfer applications for summer 2020 were up from 2018 and 2019 (13% and 5%, respectively), but acceptances were down 2% from summer 2018 and down 21% down from last year. Communication with prospective students reveals a strong preference for face-to-face instruction over online options is driving enrollment decisions

Retention

The Academic Support Center is working hard to take care of students' needs remotely. Academic advising began April 6 and will continue as long as necessary.

INSTITUTIONAL EFFECTIVENESS

The Office of Institutional Effectiveness promotes continuous improvement as detailed in the following sections.

Open Educational Resources (OER)

Sul Ross State University is bringing increased focus to open educational resources. Dean April Aultman Becker has attended OER training offered by the Texas Higher Education Coordinating Board, and she is working with faculty to offer professional development and find available OER for their courses. On a recent survey launched by Institutional Effectiveness, faculty (53%) reported that they have used OER in their courses. Another 29% said they were extremely or very familiar with OER. Other faculty on the survey expressed an interest in learning more about OER. Several faculty members suggested that the university could initiate a move away from expensive textbooks to using more OER; especially in the core courses.

A working group of faculty has been formed to plan for increased use of OER in all courses. This is an optimal time for faculty to explore OER, since there is increased reliance on distance education due to COVID-19.

Introducing IRBNet

Institutional Research, in partnership with the Office of the Interim Assistant Provost for Research, has just adopted IRBNet, a secure web-based solution to support faculty and student research. It is now available to our research community and offers a streamlined application process for research management. SRSU has integrated IRBNet with CITI Program, which offers professional development modules for researchers and IRB and IACUC committee members. Dr. Ryan O'Shaughnessy, Interim Assistant Provost for Research, has been leading a faculty group to create the IRBNet portal for the Institutional Animal Care and Use Committee (IACUC). Ms. Deborah Derden, Director of Institutional Research, has been working with faculty to create the Institutional Review Board IRBNet portal. All researchers with animal or human subjects will now have access to the IRBNet support system. The new IRBNet system will promote Goal 1 of the SRSU Strategic Plan: "promote growth in academic, research, and artistic excellence".

Educational Equity Emergency Aid Grant Recipient

Institutional Effectiveness applied for the grant, offered by the Texas Higher Education Foundation, and received \$6,500 on May 20, 2020. The grant application was written to help address the needs of SRSU students for technology and counseling services that have been exacerbated by COVID-19. To identify students with needs, Institutional Effectiveness surveyed faculty who nominated students in need of technology. With the funding, ten students have received chrome books, and five students have received hotspots. The grant has enabled SRSU to better assure equity in technology for students' success.

CAPITAL IMPROVEMENTS

Sul Ross continues to make progress as we enhance and renovate our facilities located in Alpine. Sul Ross leases facilities from Southwest Texas Junior College for the three off-campus sites in Del Rio, Eagle Pass, and Uvalde.

Campus Access Phase One

The University is continuing to work with Pride Construction on the Zuzu Verk Memorial Amphitheater by removing backfill and replacing it with more suitable soil, along with adding French Drains. Concrete buttresses have recently been added to add strength, stability and support on the south side of the wall.

Pride began working on mobilizing their forces in order to assist us, but Covid-19 is slowing down the effort to some extent. Approximately 2 – 3 months will be necessary to complete in repairing cracks, replacing backfill, placing French drains and re-grouting where necessary.

Campus Access Phases Two and Three

Work is progressing on design development and the project is proceeding on track. Surveying is being conducted on campus for this project, but the timeframe had to be adjusted due to COVID-19 complications and delays. Construction drawings are 30% complete with an expected completion date of October.

Sul Ross Welcome Center in Alpine

The construction drawings were submitted and received so that the project is out for bid with a close date in early July. Construction is expected to begin in August and the goal to complete a substantial portion before the year end.

Museum of the Big Bend Expansion

The survey of the museum annex was completed. The project is proceeding as expected and construction is scheduled to begin in early 2021.

Mountainside Dorm Repurpose in Alpine

The project to repurpose the dorm into a Hotel/Conference Center/Culinary Program remains viable but will require local support from the county and state for program development and construction.

Roofing Repairs in Alpine

The original bid was revised due to additional needs on the project. The roof repairs are included in the Campus Master Plan.

Pearce Clinic Remodel in Alpine

PBK Architects rendered a final analysis of the building and it determined that the building will need to be gutted and rebuilt with a cost total expected to be a little more than \$2M to suit the purpose for which it is intended. We are reviewing other potential options at this time as this amount is not budgeted and alternatives are being examined. The Nursing Program is still under accreditation consideration.

Horse Stalls at the RAS Grounds

The project was bid out with submissions due in mid-July. The expectation is to begin construction in August by volunteers including students, alumni, and friends.

Rebranding and signage at RGC

The sign proofs for the campuses in the Middle Rio Grande were received and are currently being refined. The signs will include the words Sul Ross State University and identifying city.

Campus Master Plan

The space reviews were completed for all campuses and included electrical, mechanical, and lighting assessments. Discussions continue among the executive leadership team to provide additional details for the vision of the plan.

INFORMATION TECHNOLOGY

Sul Ross continues to develop strategies to increase technology access for students, faculty, and staff.

Support of Institution during COVID-19

OIT continues to support the institution during the pandemic. Specific items include:

- Support of faculty and staff on the use of Zoom for their teleconferencing needs for classes and meetings
- Ensured that faculty who need to use our existing Distance Education Rooms have what they need to teach remotely
- Checked out laptops and setup VPN connectivity for those needing to work from other locations.

Distance Education Classroom Updates

The Information Technology office is working with I-2-I, a company used for several years for support and maintenance of the Distance Education classrooms, to ensure the equipment in the DE spaces is up to date and ready for the start of the fall semester. Changes allow staff to remove the Cisco unit that previously ran our inter-campus connections from service for these spaces and take advantage of a cloud-based communications bridge. An advantage of this update is the cost savings of \$16,000 per year on maintenance.

Campus Works Managed Services Contract

The University is near the completion of the first year of our five-year contract with Campus Works for support of the ERP (Banner) and other administrative applications. More progress was made with the team from CW over the last year than under the Ellucian Managed Services contract in multiple years. CW continues to offer better service and better applications for the Sul Ross community.

Information Security

The TSUS Office of Internal Audit sent the results of their security audit completed last fall. SRSU is reviewing the information and will provide a management response by the deadline. SRSU OIT is also working with AT&T, through the Department of Information Resources (DIR) on an assessment of our maturity as an organization against the security controls specified by DIR in their control catalog. This additional piece of information will be used along with the audit report to determine a path forward to improve Sul Ross's security profile.

Fire and Sprinkler Systems

Annual inspections of fire alarm and sprinkler systems were completed in June 2020 and reports from the inspection team were received on June 26th. The team continues to work with the inspection company to complete the needed repairs in the coming weeks. Communication with the State Fire Marshall's Office will continue as a measure to ensure that expectations are met.

Infrastructure Upgrades

With the completion of updates for our Domain Controller (DC) servers for all campuses, the Systems team is now focusing on the following projects that are dependent on having these DCs in place:

- Migrations of existing Skype users to Microsoft Teams
- Migration of email to Office 365
- Installation of new wireless capabilities on the RGC campuses

UNIVERSITY DEVELOPMENT AND RESEARCH

Sul Ross continues to show improvement in development and advancement areas as the staff become more knowledgeable and develop strategies.

University and Foundation Endowment Growth

Sul Ross current University endowment as of May 31, 2020 is \$21,070,773. Additionally the Sul Ross University Foundation endowment is valued at \$10,440,986 in July.

Advancement and Donor Relations

The Foundation Board is scheduled to meet in July 2020 and will fill replacements for two vacant positions. During the ongoing COVID-19 pandemic, the University established a Sul Ross Relief Fund and raised over \$2,000 from faculty and staff contributions. Additionally, the Advancement office received a grant of \$10,000 from the THECB/Trellis Foundation to assist in relief efforts for students with food insecurity.

Creative Design, Communications, and Marketing

The University continues to work with Infojini to redesign the website. Additionally, Sul Ross contracted services from within the TSUS offices to identify a project manager who serves as the team leader for the redesign.

Center for Big Bend Studies (CBBS)

The CBBS continues to seek funding from various sources for operational expenses, past projects conducted as part of the Trans-Pecos Archaeological Program (TAP), but

is focusing on new research initiatives. CBBS staff has also submitted an entity registration with SAM.gov as a first step in applying for federal grants and is awaiting approval confirmation following a correction of mismatched information with DUNS and SAM. The Center also submitted a grant to cover the costs of building K-12 curriculum with Project Archaeology focused on the La Junta de los Rios villages. We envision that engaging the community early with education will lead to a long-term engagement with the very robust pre-Colombian and pre-Spanish history of the region. Additionally, staff are researching other grant related opportunities that align with the Center's current and future needs.

The Center has drafted an Archaeological Site Conservation Program and the Texas Big Bend Archaeological Initiative to review with its board and advisory committee soon after campus reopens from Covid-19 precautions. The Texas Big Bend Archaeological Initiative envisions a 5-year plan for the evolution of the current TAP program; identifying focused initiatives, support opportunities, estimated time frames and costs. The Archaeological Site Conservation Program is the foundation of this initiative; expanding our relationships and providing protocols for private landowners who are interested in documenting, preserving and learning more about the archaeological sites on their land.

The Center remains actively engaged in archaeological research on several private ranches, the most recent was in conjunction with a team from the University of Kansas carried out at San Esteban Rockshelter. In July, the two teams will work together again, at the Genevieve Lykes Duncan site on the O2 ranch to finish the decade long work at the site and develop a climate model from soil isotopes that will span the 13,000 years of human occupation in the region.

The CBBS continues to work on a searchable rock art database for the region and on our massive 1,200+ page report on the long-term archaeological survey of Big Bend National Park. Center staff are working on volume 31 of the Journal of Big Bend Studies. Several in-house articles and outside manuscripts are under consideration for publication with leading anthropological journals; and a published book chapter in an edited volume was published by the University of Colorado Press in June with CBBS staff contributions. Two additional manuscripts are under review for in-house publication one on past work by an early researcher in the region, J. Charles Kelley, along Mexico's Río Conchos, the other on the fieldwork conducted in the late 1990s by CBBS staff on Elephant Mountain Wildlife Management Area.

CBBS has engaged an independent contractor to redesign its website, and plans to integrate Raisers Edge, the software used by the SRSU Development office, to collect constituent and member information. Once that is in place, CBBS plans to use Raisers Edge to communicate to constituents more effectively and regularly, according to their selected interests. The Center also hopes to overhaul the anthropology minor with the goal of building it towards a major that will draw students with the new cutting edge research programs we are developing.

Major gifts since January 1, 2020:

| | |
|--|-----------|
| • Jeff & Kristina Fort | \$150,000 |
| • Norman Turner | \$ 1,000 |
| • Anonymous | \$ 5,000 |
| • Linda Duncan | \$ 3,000 |
| • The Brown Foundation/Jeff Fort Discretionary | \$ 50,000 |

- William B. Hubbard, Jr. \$ 1,000
- Timothy J. Boucher \$ 1,000
- Anne Calaway \$ 10,000

Borderlands Research Institute (BRI) within the College of Agricultural and Natural Resource Sciences

The BRI's mission is to help conserve the natural resources of the Chihuahuan Desert Borderlands through research, education, and outreach. To meet that mission the BRI plans and conducts research investigations on various aspects of the natural world and provides the results to the land managers so that they may more effectively manage the resources with which they are entrusted. Here are highlights for April through June 2020:

Grants/Gifts:

- BRI received a second year of funding in the amount of \$210,000 from The Cynthia and George Mitchell Foundation for "Conservation of the Greater Big Bend Region: Using Engagement and Science to Guide Energy Development (Year 2)."
- BRI received \$25,000 as the third of four pledged payments from the Wayne & JoAnn Moore Charitable Foundation for a named endowed scholarship.
- BRI received a \$10,000 grant from The Yarborough Foundation as an automatic renewal of last year's grant, to help with potential COVID-19 funding issues.
- BRI received \$14,915 in additional gifts from various donors.

Awards/Events/Activities:

- The Chihuahuan Desert Research Institute announced its James F. Scudday Scholarship recipients. Three of the four recipients this year are graduate students at the Borderlands Research Institute.

Museum of the Big Bend (MoBB)

The Museum's mission is telling the story of the Big Bend region.. This includes the distinct counties of the Trans Pecos in Texas and the state of Chihuahua in Mexico. The MoBB is home to the Yana and Marty Davis Map Collection, recognized as one of the premier map collections in Texas. The Museum also has an extensive Early Texas Art collection featuring Sul Ross State University instructors and those from the Summer Art Colony, 1932-1950 and a growing Mexican Folkart Collection with an emphasis on personal devotional items such as retablos, Santos and gruttas.

In 2018, the MoBB launched a \$10 million capital campaign to construct a Museum Complex building behind the historic Texas Centennial Museum. Updates to the historic building include new stories in the permanent exhibits and a Texas Map Research Center. The Museum is often referred to as the "crown jewel" of Sul Ross and the Museum Complex will be an added jewel to this crown.

Grants/Gifts/Fundraising: Museum of the Big Bend Operations

- \$5 million from Emmett and Miriam McCoy and the McCoy family for the Museum Complex Capital Campaign
- \$12,500 from friends of John Poindexter in honoring his commitment to the Museum of the Big Bend, for the Museum Complex Capital Campaign
- Raised \$60,750 in sponsorships for the 34th Trappings of Texas
- Received \$50,000 from the family of Marilyn Ann Caldwell for naming rights to the Museum of the Big Bend Museum Complex Welcome Center

- Received a \$75,000 grant from the Still Water Foundation for operations
- Received a \$5,000 grant from the Humanities Texas Relief Grant

Events/Activities/Awards

- 34th Trappings of Texas Online Exhibit and Sale starting April 16th. Due to the COVID-19 shutdown of groups larger than 10 people, Trappings of Texas adjusted to this new reality and transitioned to a virtual exhibit and sale. Museum staff are working on a proposed closing reception on September 19.
- The Museum of the Big Bend is tentatively scheduled to reopen to the public on July 14. Days and hours of operation will be Tuesday-Friday, 10am to 4pm. The Museum has purchased masks, hand sanitizers, disposable gloves, and cleaning supplies for the Museum's gift shop, gift shop volunteers, guests and exhibit areas.
- The summer exhibit at the Museum will be the 34th Trappings of Texas. All works will be for sale with proceeds supporting both the artist and the Museum.

Rio Grande Research Center (RGRC)

The Rio Grande Research Center (RGRC) has continued research on the Rio Grande in the Big Bend region. Recent activities have been focused on monitoring the condition of the river and the riparian vegetation adjacent to the river. Two specific activities include the work of graduate students David Hallam and Sam Burch.

Mr. Hallam successfully completed his Master's thesis that included two technical components that the RGRC has been working to develop techniques. The first component was the creation of high resolution vegetation maps of the riparian vegetation along a 7 mile section of the Rio Grande in the Black Gap Wildlife Management Area. The work involved two separate UAV drone flights each followed by digital processing to create multispectral aerial imagery. Two vegetation maps were created, one before and one after a river cane eradication effort. The result was a change detection map that showed the extent of the cane removal. One important result of this project is that the RGRC can now successfully create custom imagery and land cover classifications at a higher spatial and temporal resolution than is currently available (for example through the USDA NAIP program).

Hallam's second thesis component was a topographic change detection analysis of a section of upper Terlingua creek on the O2 ranch. This project utilized a TLS LiDAR scanner to create topographic models over a period of several years, during which restoration activities were designed to increase sedimentation in the area. The change detection results indicate that there has been an increase in sedimentation. Both of these thesis components are an indication of how researchers at Sul Ross and the RGRC are capable of utilizing current state of the art technology to address real environmental problems.

Other current RGRC projects include the thesis work of Sam Burch that focuses on change detection (topography and vegetation) along the Rio Grande in Boquillas canyon and the work of Jake Roberson designed to identify tributary sources for sediment in the Rio Grande. Both of these projects are part of multi-disciplinary and multi-agency efforts to improve the environmental conditions of the Rio Grande.

Recent grants and contracts obtained by the RGRC include:

- A small grant (\$1244) from the TexasView project to fund an undergraduate student to experiment with UAV imagery collected at different elevations in order to remotely identify various vegetation types along the Rio Grande in the Black Gap Wildlife Management Area.
- A Task Agreement with Big Bend National Park totaling \$45,000 for continued monitoring work in Boquillas canyon and in the Lower Canyons (topographic surveys, hydrological monitoring of spring flow and vegetation assessments)
- A contract (\$33,000) with Utah State University and the BLM for the creation of high resolution vegetation land cover map of a 48 mile section of the Lower White river in Utah. The goal of the project is very similar to the monitoring work in Big Bend: to identify areas with native vegetation and areas with invasive vegetation. The results will be used to target conservation and restoration activities.

University Grant Proposals Awarded

Funder: University of Texas at San Antonio – Small Business Development Center

Project Title: MRGC COVID-19 Business Recovery Accelerator Program
Summary: Funds through CARES Act for Small Business Development
Awarded: \$199,582

Funder: University of Texas at San Antonio – Small Business Development Center

Project Title: Alpine COVID-19 Business Recovery Accelerator Program
Summary: Funds through CARES Act for Small Business Development
Awarded: \$189,051

Funder: Texas Higher Education Coordinating Board, Greater Texas Foundation, Trellis Foundation

Project Title: Supporting Student Needs during COVID-19 Pandemic*
Summary: Request funds to provide technological subsidies, address food insecurity, and provide further student support in response to COVID-19 pandemic
Awarded: \$10,000

Funder: Texas Higher Education Foundation

Project Title: Educational Equity Emergency Aid Grant*
Summary: Request funds to address student equity gaps exacerbated by the COVID-19 pandemic and resultant closure
Awarded: \$6,557

Funder: CARES Act Higher Education Emergency Relief Funding

Project Title: CARES Act HEERF – Student Portion
Summary: Formula funding awarded to institution to be awarded to students for emergency relief
Awarded: \$889,996

Funder: CARES Act Higher Education Emergency Relief Funding

Project Title: CARES Act HEERF – Institutional Portion

Summary: Formula funding awarded to institution to be used at its discretion (within guidelines)
Awarded: \$889,995

Funder: CARES Act Higher Education Emergency Relief Funding
Project Title: CARES Act HEERF – MSI Portion
Summary: Formula funding awarded to institution based on minority serving status
Awarded: \$128,504

CAMPUS SPECIFIC ITEMS

The following informational items provide a brief description of the numerous activities across all campuses as well as accolades featuring students, faculty, and staff.

Sul Ross State University Prepares to Welcome Students to Campus for an August 24 Start

The rapid transition of SRSU to fully online and remote course delivery following spring break 2020 challenged faculty and students. We have used those experiences, and a growing body of knowledge about COVID-19, to develop a pathway to a safe and effective learning environment for students this fall. In a survey conducted with students in April 2020, 62% indicated that having in person courses for the Fall 2020 semester was an important factor in their return for the fall semester. SRSU has adopted a plan to offer face to face classes, mixed with online delivery, through Thanksgiving break. For the remaining three class days following Thanksgiving and final exams, all instruction will transition to online. Faculty have used creativity, flexibility and sensitivity to craft a mixture of teaching approaches to engage students and facilitate learning while supporting CDC guided approaches for a safe learning environment. Thirty faculty have taken the Sam Houston Online Course Redesign and Faculty Certificate Program this summer to enhance their online delivery skills.

SRSU and SHSU Progress Toward Fully Operational Fall Blackboard Shared Services

Sul Ross made significant progress in the seamless migration of the SR Blackboard environment to a shared TSUS Blackboard instance as part of our MOU with Sam Houston State University. The transition went live on July 6, and is fully available to students and faculty as we enter the Fall 2020 semester. July 6th also marked the initiation of our third cohort of faculty starting the Online Teaching Certification Program offered through Sam Houston State University. These enhanced online services have been particularly timely and beneficial to Sul Ross students and faculty given the sudden onset of the COVID-19 pandemic and our greater emphasis on remote course delivery options. This effort, which has progressed without interruption to SRSU Blackboard users, provides a lower cost platform with greater student and faculty support and services while leveraging the power of Sam Houston's online expertise to the benefit of Sul Ross students and faculty.

SRSU Offers Online Post Baccalaureate Certification as Educational Diagnostician

Students considering graduate school at Sul Ross State University will have the option of earning a Master's of Education or post baccalaureate certification as an Educational Diagnostician completely online. As noted by Dr. Lisa Thompson Sousa, Assistant Professor and Program Coordinator, a vast majority of graduate students are working professionals in the field of education and need the flexibility of online instruction to

expand their roles as evaluators. “Our students have experience both in general education and in special education classrooms,” she said. “Most of them have been in practice for many years. Obtaining this degree is a natural extension of their leadership in the field. The rigor of the program is high. An Educational Diagnostician evaluates students in the K-12 setting for disabilities and educational services. They serve age groups from two years to 22 years of age, primarily for public school districts.



TEXAS STATE UNIVERSITY
President's Briefing
for the Board of Regents
August 13-14, 2020

PLANNING, ASSESSMENT, AND ACCREDITATION

Texas State University completed the mid-cycle revision of the 2017-2023 University Plan. Revisions were discussed and approved by the President's Cabinet during the May 2020 planning retreat, and the revised 2017-2023 University Plan has been posted on the public website.

As Texas State prepares for reaffirmation of accreditation by the Southern Association of Colleges and Schools Commission on Colleges in 2021, the Quality Enhancement Plan Development Task Force continues to refine strategies for achieving student learning outcomes associated with undergraduate research, to detail assessment measures, and to secure reasonable resources for implementation. A full draft of the Quality Enhancement Plan has been edited during summer 2020.

Texas State's Compliance Certification Report is scheduled for submission by September 8, 2020. All narratives for the Compliance Certification Report have been drafted, entered on a wiki site, and supported with relevant documentation. After general edits and final review by those responsible for narratives, the narratives and documentation will be electronically published for submission.

RECRUITMENT AND RETENTION

Impact of the COVID-19 Pandemic on Enrollment

As the COVID-19 pandemic continues to upend American life, Texas State is bracing for an uncertain fall enrollment. The pandemic-driven economic recession has forced millions of Americans to apply for jobless benefits over the past three months. High unemployment is likely to persist even after the pandemic subsides. Many students will opt to attend colleges closer to home out of economic necessity or to take a semester off. International enrollment will decline as travel restrictions persist and embassy visa appointments are not yet widely available.

Texas State has launched and continues to launch new activities designed to help overcome national and state projections for declines in enrollment for fall 2020. For example, Texas State has expanded the Bobcat Promise Program, adjusting the gross income cap from \$35,000 to \$50,000. As a result, 1,440 new freshmen became eligible for this program.

Texas State also awarded 903 one-time financial aid scholarships to central Texas admits who have not yet signed up for New Student Orientation. Finally, on June 11, 2020, Texas State launched a three-year contract with a third-party firm to contact and recruit back 29,000 undergraduate students who “stopped out” from 1995 to 2019. The Graduate College is also continuing to work with departments to re-enroll students who have stopped out.

Undergraduate Recruitment

As of June 22, 2020, freshman applications received for fall 2020 were 32,313 applications, a 1.6 percent increase (+467 applications) compared to fall 2019; freshman acceptances were 20,988 acceptances, a 10.6 percent increase (+2,013 acceptances); and new freshmen registered for new student orientation were 6,700, a 1.6 percent decrease (-110 registrations). Transfer applications were 5,490 applications, a 2.6 percent decrease (-144 applications); transfer acceptances were 3,370 acceptances, a 11.6 percent decrease (-443 acceptances); and transfers registered for classes were 1,325, a 6.9 percent increase (+86 registrations).

Graduate Recruitment

As of June 22, 2020, master’s applications were 3,761, a 5.3 percent increase (+188 applications) compared to fall 2019; and master’s students admitted were 1,850, an 11.9 percent increase (+197 admittances). Doctoral applications were 304, a 5.2 percent increase (+15 applications); and doctoral students admitted were 138, a 15.0 percent increase (+18 admissions). Both application and admission numbers are expected to grow as applications are currently being processed.

As of June 22, 2020, the number of registered new master’s students during the fall semester is up by 12.9 percent and the number of registered new doctoral students is up by 3.6 percent in comparison to 2020. As pointed out above, these statistics must be evaluated very cautiously given the uncertainty surrounding the COVID-19 pandemic.

Student Retention

The COVID-19 pandemic has led to a rise in layoffs and furloughs across the U.S. With an unemployment rate of 13 percent in Texas, retaining continuing students has become difficult. Furthermore, retaining international continuing students has become even more difficult with the new Department of Homeland Security rule prohibiting international students from returning to or remaining in the U. S. if their colleges adopt an online-only instruction model for the fall.

As of July 7, 2020, continuing undergraduate students registered for fall classes is trending behind by 1.6 percent (-362 students). The enrollment of continuing Ph.D. and Ed.D. students is up 4.5 percent (+9 students) and the enrollment of continuing Doctor of Physical Therapy students is up 5.3 percent (+9 students), while the enrollment of continuing master’s students is down 3.5 percent (-72 students). The lower enrollment of new master’s students is likely due to

spring and summer graduation rates and financial and health concerns of students. Given that approximately eight percent of graduate students are international students, the recent rule set forth by the Department of Homeland security is expected to significantly impact graduate enrollment if the university were to adopt an online-only instruction mode for the fall.

CAPITAL IMPROVEMENTS

Impact of the COVID-19 Pandemic on Capital Improvements

More than eight construction projects totaling over \$140 million are being deferred because of the COVID-19 pandemic.

Status of Construction and Renovation Projects

This status report is organized by the phase in which each project falls in the development cycle. The phases include:

- Planning and Programming – The process of identifying space needs and general magnitude of project cost.
- Design – The process of developing detailed blueprints and cost estimates.
- Construction – The entire process of building the project.
- Project Completion – The construction is complete, the bills are all paid, the building has been turned over for use, and The Texas State University System (TSUS) has officially approved project close-out.

Note. When multiple projects are underway in one building, all projects are presented together for ease of understanding regardless of their phase in the development cycle.

Projects in the Planning and Programming Phase

The final 2019 program for **Esperanza Hall** has been completed. This will be the fourth academic building on the Round Rock Campus and includes classrooms, labs, and offices to support four departments in the College of Health Professions, the Advising Center, and the Dean's Office. The original program document will guide Texas State in preparing the Tuition Revenue Bond (TRB) funding request for the 87th Texas Legislature. This project is on the Capital Improvements Program (CIP) and will be initiated pending TRB funding. The current estimated Total Project Cost (TPC) is \$75 million.

The **Music Building** is on the CIP. The building will be located on the San Marcos Campus near the Performing Arts Center and the Theatre Center to address the pressing needs of the School of Music. The new building will include classrooms, offices, and rehearsal spaces. A completed program in June 2019 resulted in a project size of 110,128 Gross Square Feet (GSF) and an estimated TPC of \$70 million. The program and concept renderings will be used for fundraising purposes.

The final draft program for the **Science, Technology, Engineering, and Mathematics Building** has been completed. This building will be located on the San Marcos Campus and will include classrooms, labs, and offices to support the Departments of Mathematics, Computer Science, and Criminal Justice. The building will also provide teaching space for several other academic disciplines. The original program document will guide Texas State in preparing the TRB funding request for the 87th Texas Legislature. This project is on the CIP and will be initiated pending TRB funding. The current estimated TPC is \$125 million, and the project size is 200,000 GSF.

Projects in the Design Phase

The **Aqua Sports Repurposing Project** is on the CIP. This project will take place on the San Marcos Campus, provide much needed space for students pursuing a minor in filmography and media studies, and provide a net gain in dedicated teaching labs that achieve a higher degree of acoustical performance for their specialized course work. The Architectural Space Program is complete, and Lawrence Group Architects has been selected as the architect on the project. Solicitations are currently underway for Construction Manager at Risk (CMR) services. The TPC is \$10 million.

The current TPC for the planned **Hilltop Housing Complex** on the San Marcos Campus is \$96.7 million based on 1006 beds. Barnes Gromatzky Kosarek Architects is the architect, and Vaughn Construction is the CMR. Demolition of Hornsby and Burluson Halls, and utility upgrades have been completed. Design development was approved during the May 2019 Board of Regents meeting. The A/E is working to complete 100 percent Construction Documents by the end of August 2020. The construction phase is being delayed one year because of the COVID-19 pandemic.

The **Infrastructure Research Laboratory** is on the CIP. This project will provide the College of Science and Engineering on the San Marcos Campus a facility with state-of-the-art capabilities and innovative technology for advanced testing of beams, girders, and other concrete components under high stress and tension as well as provide research space for the civil engineering degree program. The TPC is \$12 million. Alamo Architects has been selected to provide design services for the project. Design Development documents will be submitted to the Board of Regents (BOR) in November 2020.

The **Round Rock Campus Services Building** is on the CIP. A feasibility study was completed in July 2019, resulting in a project size of 12,568 GSF and a TPC of \$6,125,000. This project will fulfill the needs of several support services departments. McKinney York Architects is the architect, and Kitchell Construction is the CMR. Design Development documents were approved at the May 2020 meeting of the BOR. Construction Documents are currently underway.

The Architectural Space Program for the relocation of the **University Police Department (UPD)**, which is on the CIP, on the San Marcos Campus is complete. Atkins is the architect, and Vaughn Construction is the CMR. This project will include a new building of approximately 20,987 GSF and will relocate UPD from its current home in Nueces to make room for academic programs. The TPC is \$9 million. Schematic design is complete. The Design Development documents will be submitted to the BOR at the August 2020 meeting.

Projects in the Construction Phase (Note: All completion percentages as of July 1, 2020.)

The **Roy F. Mitte Building Space Reconfigurations Project** will repurpose vacated spaces on the San Marcos Campus now that selected programs have relocated to the Bruce and Gloria Ingram Hall. The design team is Brown Reynolds Watford Architects. With a TPC of \$6.5 million, the project is split into two separate delivery methods:

1. In order to expedite construction, a portion of the work on level one was facilitated using a Job-Order-Contractor (Sullivan Contracting Services). This work reached substantial completion in June 2020, and is in the close-out phase of the project.
2. The remaining scope was bid through a competitive sealed proposal process and work commenced in February 2020. Noble Construction was the selected contractor and the work is 64 percent complete. Substantial completion is anticipated for August 2020.

Projects Completed

The **Albert B. Alkek Library Learning Commons Project**, with a TPC of \$8.3 million, reached substantial completion in February 2020. The final report is being prepared.

The **Albert B. Alkek Emergency Repairs Project**, with a TPC of \$3,889,000, was a delegated project involving window gasket replacement and plumbing improvements and reached substantial completion in August 2019. The final report is being prepared.

The **Albert B. Alkek Library Seventh Floor Wittliff Collections Expansion Project** was completed in February 2020. The TPC is \$4.7 million. The final report is being prepared.

The **Blanco Residence Hall Renovations Project**, with a TPC of \$29.6 million, reached substantial completion in July 2019. The final report is being prepared.

The **Bruce and Gloria Ingram Hall**, with a TPC of \$120 million and a total size of 166,851 GSF, is now complete. The final report will be presented at the August 2020 BOR meeting.

The **Elliott Hall Project**, with a total size of 37,293 GSF and a TPC of \$6.65 million, was completed in February 2020. The final report is being prepared.

The **Encino Hall Space Reconfigurations Project**, a delegated project with a TPC of \$2.8 million, reached substantial completion in July 2019. The final report is being prepared.

The **Jowers Center Renovation Project**, with a TPC of \$3,416,000, reached substantial completion in July 2020. The final report is being prepared.

The **LBJ Student Center Expansion Project**, with a TPC of \$31.2 million, completed construction in March 2020. The final report is being prepared.

The **Multi-Use Recreation Fields**, with a TPC of \$7.87 million, reached substantial completion in June 2020. The final report is being prepared.

The **Spring Lake Dam Phase One Stabilization Project**, with a TPC of \$1.3 million, was substantially completed in August 2019. The final report is being prepared.

The **University Events Center Expansion Project**, with a TPC of \$62.5 million and a total size of 81,272 GSF, is now complete. The final report is being prepared.

Willow Hall on the Round Rock Campus, with a TPC of \$67.5 million and a total size of 107,708 GSF, is complete. The final report will be presented at the August 2020 BOR meeting.

INSTITUTIONAL DEVELOPMENT

As of June 15, 2020, the university has raised approximately \$16 million in fiscal year 2020. As of the beginning of March 2020, the university was on track for a record fundraising year. However, following the economic decline associated with the COVID-19 pandemic, donors have expressed hesitation to enter into new major gift commitments due to the uncertainty of the current economic environment. In April 2020 and May 2020, the Division of University Advancement pivoted to focus on fundraising for the Bobcats to Bobcats Scholarship fund which was created to bolster scholarship resources for our students in the coming academic year. As of June 15, 2020, \$400,000 has been raised toward the Bobcats to Bobcats Scholarship fund to be awarded for next academic year.

Given social distancing guidelines and limitations on in-person events, the Division of University Advancement has been developing virtual engagement opportunities to continue connecting with alumni and donors. Between April and June 2020, these included an update from President Trauth to members of the Heroes Society and at the April 2020 board meetings for the Development Foundation, Leadership Council, and Alumni Association; updates from the deans of the McCoy College of Business Administration and the College of Education; a virtual conversation with the Provost about the Big Ideas initiative; and a webinar on estate planning services offered by Thompson and Associates in partnership with Texas State. Additional virtual events are being planned for this summer and fall 2020.

Virtual events will also play an important role in this year's Step Up for State event. This will be the fifth year of the annual day-of-giving event, which is scheduled for October 7-8, 2020. The focus of Step Up for State will be on the Big Ideas, with a focus on supporting student learning. To build awareness and engagement with the Big Ideas initiative, Texas State will be hosting a Big Ideas Week during the week prior to Step Up for State. Each day of the week will focus on a different Big Idea and will include virtual events aligned with the theme of the featured Big Idea.

SPONSORED PROGRAM AWARDS - RESEARCH AND INSTRUCTIONAL

New sponsored program awards obtained during the third quarter in fiscal year 2020 include both research and instructional awards categories. The research awards category impacts both restricted research and total research and development expenditures for the university. The instructional awards category consists of awards that cannot be classified as research according to definitions provided by the Texas Higher Education Coordinating Board (THECB). Both of these research-related metrics contribute to determining National Research University Funding eligibility and Core Research Support Funding allocated to Emerging Research Universities via the THECB.

Below are the research and instructional awards over \$100,000 received during the third quarter of fiscal year 2020.

| Recipient/Unit | Funding | Project Title and Purpose |
|--|---|---|
| Mrs. Kathy Erin Martinez-Prather Texas School Safety Center | \$1,424,933 Texas Department of Health and Human Services | Tobacco Enforcement Program (TEP) Fiscal Year 2020 will cover costs associated with the TEP. |
| Mrs. Kathy Erin Martinez-Prather Texas School Safety Center | \$918,861 Texas Department of Health and Human Services | Tobacco Youth Prevention (TYP) and Control Program Fiscal Year 2020 and 2021 will fund the TYP activities. |
| Dr. Eleanor W. Close Department of Physics | \$701,557 Chico State Enterprises | HSI Building Capacity: Learning About STEM Evaluations and Research (LASER) will identify and lower the barriers to assessing the impacts of culturally relevant pedagogies at HSIs. Knowledge gained from this research will be integrated into an existing online assessment platform and be used to support HSI faculty in assessing student outcomes in their courses. |
| Dr. Araceli Martinez Ortiz LBJ Institute for STEM Education and Research | \$500,000 Supplement Award; Total Award \$6,020,016 National Aeronautics and Space Administration | HSI-NASA STEM EPDC will provide STEM engagement for students and educators nationwide. |
| Dr. Sean Michael Kerwin Department of Chemistry and Biochemistry | \$490,000 National Science Foundation | Synthetic Transforms Involving N-Alkynylazoles will develop unique transformations of N-alkynylazoles to enable efficient synthetic strategies to complex heterocyclic natural products and related biologically interesting compounds. |

| | | |
|---|--|--|
| <p>Dr. Todd W. Hudnall Department of Chemistry and Biochemistry</p> | <p>\$450,000 National Science Foundation</p> | <p>Novel Electrophilic Carbene Architectures and Related Main Group Analogs will offer strategies to synthesize novel and heretofore unknown electrophilic carbene ligands and related main group analogs and explore their potential to further transform the scientific body of knowledge related to carbenes and their reactivity.</p> |
| <p>Dr. Christopher Peter Rhodes Department of Chemistry and Biochemistry</p> | <p>\$347,504 National Science Foundation</p> | <p>Collaborative Proposal: Bimetallic Oxide Surfaces for Highly Active and Stable A Acidic Oxygen Evolution Electrocatalysts will investigate structure-activity-stability relationships of bimetallic oxyhydroxide surfaces using an integrated experimental and theoretical approach.</p> |
| <p>Mrs. Kathy Erin Martinez-Prather Texas School Safety Center</p> | <p>\$306,462 Supplement Award; Total Award \$882,778 Texas Education Agency</p> | <p>2019-2020 Stop Violence-Threat Assessment will coordinate 20 regionally based workshops on High-Quality Emergency Operations Planning.</p> |
| <p>Dr. Russell B. Lang The Clinic for Autism Research, Evaluation, and Support</p> | <p>\$286,701 Texas Higher Education Coordinating Board</p> | <p>CARES: Applied Behavior Analysis Educator Training Program will provide board certified Behavior Analyst Training for 114 teachers/paraprofessionals serving 1,025 students with autism spectrum disorder.</p> |

| | | |
|---|---|---|
| <p>Dr. Li Feng Department of Finance and Economics</p> | <p>\$270,235 National Science Foundation</p> | <p>Collaborative Research: Retention, Persistence, and Effectiveness of STEM Teachers in High-Need School Districts-An Investigation of the NSF Robert Noyce Teacher will examine labor supply of STEM in high-need public school districts and identify what factors lead to their successful recruitment and retention with a particular focus on graduates of the Robert Noyce Teacher Scholarship Program.</p> |
| <p>Dr. Madan Mohan Dey Department of Agricultural Sciences</p> | <p>\$272,991 U. S. Department of Agriculture</p> | <p>Integrated Training and Experiential Learning for Data Analysis, Statistical Modeling and Computer Skills in Agricultural Sciences will build the capacity to offer improved learning experiences to students by making computer facilities available for students' use and by training them in data analysis skills in collaboration with NIMBioS.</p> |
| <p>Dr. Benjamin F. Schwartz Edwards Aquifer Research and Data Center</p> | <p>\$253,625 Texas Parks and Wildlife Department</p> | <p>Evaluating the conservation status of SGCN invertebrates – Trans Pecos will survey groundwater dependent habitats in the Chihuahua Desert and western Edwards Plateau ecoregions for a suite of 30 species with greatest conservation needs taxa and additional 22 taxa that have been classified as vulnerable or imperiled or remain unranked.</p> |
| <p>Dr. Nathan Allen Currit Department of Geography</p> | <p>\$239,200 Supplement Award; Total Award \$1,641,549 Jacobs Technology</p> | <p>Jacobs Technology-Subtask Order S24611 will enable the continued efforts to catalog astronaut photographs taken from the international space station and to develop a web-based interface to access and manage NASA resources.</p> |

| | | |
|---|--|---|
| <p>Dr. Christopher Peter Rhodes Department of Chemistry and Biochemistry</p> | <p>\$199,991 Supplement Award; Total Award \$449,980 Office of Naval Research</p> | <p>Bifunctional Membrane Electrode Assemblies for Unitized Regenerative Fuel Cells will develop novel fuel cell assemblies with advanced bifunctional oxygen electrodes and components to provide higher performance and durability.</p> |
| <p>Dr. Zhijie Dong Ingram School of Engineering</p> | <p>\$175,000 National Science Foundation</p> | <p>CRII:CIF: A Machine Learning-based Computational Framework for Large-Scale Stochastic Programming will create a machine learning-based computational framework to solve large-scale stochastic programming problems effectively and efficiently.</p> |
| <p>Dr. Daniel J. Wescott Department of Anthropology</p> | <p>\$150,000 U. S. Department of Justice</p> | <p>Detection and diagnosis of mobility impairment via cortical and trabecular bone properties to aid in the identification of human remains in a medicolegal context will investigate differences in the response of bone to childhood and adult onset mobility impairment.</p> |
| <p>Dr. Martha K. Spradley Department of Anthropology</p> | <p>\$150,000 U. S. Department of Justice</p> | <p>A Multifactorial Approach to Estimating Geographic Origin of Hispanics Using Cranial and Dental Data will develop methods for correctly classifying remains of Hispanic individuals, which will expedite identification of unidentified and missing persons investigations.</p> |

| | | |
|--|---|--|
| <p>Dr. David Rodriguez Department of Biology</p> | <p>\$149,998 Texas Parks and Wildlife Department</p> | <p>Population Monitoring and Assessing Disease Risk in Concho Water Snakes will survey the Concho Water Snake populations using mixed methods, measure standing genetic diversity, employ genetic and traditional mark recapture, and determine the prevalence of fungal pathogen <i>Ophidiomyces ophiodiicola</i>.</p> |
| <p>Dr. Kenneth D. Mix Department of Agricultural Sciences</p> | <p>\$145,616 U. S. Department of Agriculture</p> | <p>Transdisciplinary Research, Educational and Extension Laboratory will establish a modern soil/plant/animal transdisciplinary analytic lab to support undergraduate and graduate researchers on campus and offer services to local producers through the Small Producer's Initiatives.</p> |
| <p>Dr. Michael R. Forstner Department of Biology</p> | <p>\$114,165 Year 4 of 4; Total Award \$456,660 AT&T</p> | <p>Houston Toad Monitoring and Management at AT&T Work Sites will enable the detection, documentation, and monitoring of Houston Toads within areas of habitat modification and situation where impacts to the species during the oversight of activities at approved sites.</p> |
| <p>Dr. Alexander Zakhidov Department of Physics</p> | <p>\$112,465 FAS Holdings Group, LLC</p> | <p>SBIR PHASE II: Scalable Fabrication of Stable Perovskite Solar Panels Using Slot-Die Coating Technique will support the comprehensive characterization and performance determination of hybrid perovskite films.</p> |

INFORMATION TECHNOLOGY

Library Contract Workflows in Total Contract Manager (TCM). Information Technology Business Operations worked closely with the University Libraries and Technology Resources to establish an online review and approval workflow for contracts in TCM. Libraries, like Texas State's University Libraries, typically have a significant number of contracts for databases and other acquisitions that renew annually. The online workflow is a more efficient process for Library contracts by providing a transparent, prompt review which eliminates the use of paper routing.

Enterprise Resource Planning (ERP) Update. The Division of Information Technology has begun its work in making two important changes to its ERP environment. First, the Student Information System (Ellucian Banner) is being migrated from on-premises hosting to hosting by Ellucian in its managed hosting environment. This is expected to be completed in February 2021. The second key change is the conversion of the SAP environment from an Oracle database to a Microsoft SQL Server database. This is expected to be completed by the end of 2020. These two changes will greatly simplify our ERP support requirements going forward.

Modification of ERP Systems to Support COVID-19 Requirements. In addition to beginning our strategic ERP changes, the ERP team has also been instrumental in implementing various changes to support COVID-19 requirements. These changes have included automated workflow for submission and approval of remote work and telecommuting, COVID-19 expense tracking, and new COVID-19 Employee Leave types and their associated business rules. With regard to the Student Information System, changes included a new emergency pass grade type and its associated business rules.

External Penetration Test. Through a contract with the Texas Department of Information Resources Shared Services, a third-party service provider performed vulnerability testing to determine the extent to which critical systems and sensitive information are vulnerable to compromise or attack. Penetration testing seeks to exploit the vulnerabilities identified to gain access to critical systems, sensitive information, or a specified trophy. They have produced a report from the findings, which were relatively minimal. We are currently working to implement the changes necessary to correct the issues that were identified.

DUO Enabled on Office 365 for Faculty and Staff. Over the past few years, the university has been steadily migrating application authentication to Multi-Factor Authentication (MFA) using a product called "DUO." At present, over 220 applications require MFA to login, and this has greatly reduced the vulnerability of these applications. Recently, Office 365 for faculty and staff was enabled for MFA for non-university device access. Within two days of this implementation, multiple accounts were found to have been compromised and were remediated. This implementation added a significant level of protection to university information.

COVID-19 Response and Support. The Division of Information Technology has focused on supporting the university during the ongoing pandemic, including assessing budgets and staffing for the next few years and making plans for revisions to our operations as a result. Our major activities have included: training and supporting faculty and staff on Zoom and Microsoft Teams

for online meetings and collaboration, training faculty on our Learning Management System (Canvas) for online course delivery, checking out equipment (laptops, etc.), and evaluating technology requirements for the fall 2020 semester and planning necessary implementations.

UNIVERSITY SPECIFIC ITEMS

The Department of Respiratory Care at Texas State loaned area hospitals critical ventilators to help combat the COVID-19 pandemic. Ascension Seton Williamson in Round Rock received four ventilators, Dell Seton Medical Center in Austin received two, and St. David's North Austin Medical Center received seven. The Department of Respiratory Care, part of the College of Health Professions at Texas State's Round Rock Campus, uses 14 ventilators to train respiratory therapists. Because Texas State shifted to remote delivery of coursework through the end of the spring 2020 semester due to the pandemic, respiratory care faculty realized the idle ventilators could serve the local community.

The Department of Physical Therapy on Texas State's Round Rock Campus donated 150 surgical masks to Austin State Hospital, 150 surgical masks to St. David's Georgetown Hospital, and four boxes of exam gloves to Dell Seton Medical Center and Hope Thrift. The medical centers had existing relationships with Texas State academic programs, and the various Texas State departments offered the personal protective equipment to help alleviate shortages caused by the COVID-19 pandemic.

In response to Texas public schools shifting to remote instruction, Texas State's Mathworks program began offering free math resources to the public. Anyone with internet access was invited to download curriculum material through June 15, 2020. The material included Math Explorations curriculum for sixth through eighth grades.

Ms. Luiza Daude Laurents, a 2019 graduate of Texas State with a degree in German and minor in international studies, received a Fulbright Student Award to Germany for 2020-21 as an English teaching assistant. Ms. Daude Laurents will use her skills to help German-speaking students learn English. Due to the COVID-19 pandemic, her assignment has been postponed until January 1, 2021.

In April 2020, Texas State announced that the Bobcat Cares program would provide funds directly to currently enrolled and eligible students with COVID-19 related expenses, emergency grants to all students enrolled in summer courses, pro-rated refunds of certain spring 2020 semester charges, and a new scholarship to cover fee and tuition costs for fall 2020. In total, Texas State distributed \$15,895,755 to 17,672 students, accounting for 100 percent of the funding from the Higher Education Emergency Relief Fund authorized by the CARES Act.

Dr. Raymond Fisk, a professor in the Department of Marketing, received the Fulbright-Hanken Distinguished Chair in Business and Economics 2020-21. Fisk will visit the Hanken School of Economics in Helsinki, Finland, for several months in fall 2020, where he will be working with the Centre for Relationship Marketing and Service Management at Hanken.

Mr. Brian Wong, a 1987 graduate of Texas State living in Hong Kong, donated 2,500 washable face masks to the university for protection against the coronavirus after learning about personal protective equipment donations various departments had made to area medical centers. The donated masks were enough for 1,250 employees to be issued two each. The university estimates the need for face coverings to get us through the fall semester to be approximately 500,000 masks, and we are currently in the process of securing reliable providers and stockpiling to meet that need.

Mr. Steve Ison, a 1993 political science graduate of Texas State who founded the San Antonio based Rebecca Creek Distillery in 2009, donated 25 gallons of distillery-produced sanitizer to the university for use during the COVID-19 pandemic.

Eight Texas State graduate students in the College of Applied Arts were named U. S. Department of Agriculture Caminos Fellows for 2020. Ms. Crystal Alvarez, Ms. Fabiola Mancha, Ms. Melody Martinez, Ms. Whitney Ortiz, Ms. Anisa P. Elizondo, Ms. Zaira Suarez, Ms. Carla Vidal, and Mr. Ian J. Gomez were honored for their performance in the Los Caminos Thesis Competition in Food and Agricultural Sciences. The American Association of Hispanics in Higher Education in partnership with Texas State, promotes the annual Caminos Thesis Competition. The theses are evaluated based on depth of research analysis, methodology, and relativity to current global issues.

In April 2020, Ascension Seton Williamson medical center in Round Rock hired 10 seniors from Texas State's respiratory care program to help shore up a personnel shortage due to the COVID-19 pandemic. The 10 seniors began working as respiratory therapy assistants immediately, while continuing their respiratory program course work. The positions are considered outside employment and not part of their formal education, although the students gained valuable experience in the profession.

Ms. Amy Biedermann, a doctoral student in the College of Education's Adult, Professional and Community Education program, was named Texas State's first John Lewis Humanity in Action Fellow. The one-year experiential fellowship brings together approximately 30 university students and recent graduates from Europe and the United States to explore histories of discrimination and resistance, as well as contemporary issues affecting minority groups. After a one-month residency, fellows develop and implement projects to address social justice issues in their own communities during the remainder of the fellowship year.

Mr. Nijal Pearson became Texas State men's basketball's first All-American after being named to the Lou Henson All-American Team. This honor comes after being named the 2020 Sun Belt Conference Player of the Year and to the All-Sun Belt Conference First Team, and after leading the Conference in points per game. The program's all-time leading scorer had a career-high 601 points this season, making him the only Bobcat ever to record three consecutive 500-point seasons and the fifth to join the 600-point season club.

Texas State partnered with the City of Austin to put idled three-dimensional (3D) printers to work producing swabs for COVID-19 tests. Currently, the primary bottleneck to increase testing capabilities in Texas as well as in the United States is the lack of testing swab availability. Manufacturing has not been able to keep up with demand caused by the COVID-19 pandemic. Texas State's 3D printers will produce approximately 7,000 medical grade testing swabs weekly.

The Science, Technology, and Advanced Research (STAR) Park at Texas State announced Terra Solar, EnVault, and Tripology as the three winners of Texas State's second annual New Ventures Competition. This marked a major milestone for STAR Park and the New Ventures Program in their mission to promote innovation and entrepreneurship at Texas State. The competition required teams to have a unique scalable business concept and at least one contributing member who is a current student, faculty, or staff member.

Dr. Jennifer Devine, assistant professor in the Department of Geography, and Dr. Nate Currit, associate professor and director of the Texas Center for Geographic Information Science, discussed the staggering environmental destruction and human suffering being wrought in Central America by narcotics traffickers in episode five of the Big Ideas TXST podcast. Narco traffickers, pushing deeper and deeper into the remote rainforests of Central America, have clear-cut huge swaths to establish cattle ranches to launder drug money. In the process, endangered species and native communities alike have been decimated.

For the second consecutive year, Texas State was named among the top educational institutions for social impact on the *Times Higher Education* University Impact Rankings. Texas State was ranked in the 101-200 range (only the first 100 institutions were assigned individual numerical rankings). Texas State ranked in the top 14 among universities from within the United States. Among the individual categories, Texas State scored seven top 100 worldwide rankings, including one top 10 placement, two in the top 25, and three more in the top 50.

Lamar Institute of Technology

Presidential Briefing (August 2020)

LIT Summer Credit Enrollment Up (nearly 60%):

By implementing my COVID-19 vision called, LIT CARES, which provides 12-months of free and reduced tuition for 'qualified' underemployed (*needing job skills*), unemployed, and high school graduates, this initiative has helped to increase Summer 2020 credit enrollment nearly 60%. LIT has a record-breaking **1,300 students** enrolled for this summer 2020.

High School Students earn Diploma & LIT Degree/Award (at the same time):

Of the inaugural Beaumont ISD Early College High School Class of 2020, 93% received either an Associate degree, Level I Certificate, or were Core Complete in addition to earning their high school diploma. These 40 students are truly special because they have endured several major challenges including Hurricane Harvey, Tropical Storm Imelda, and COVID-19.

'LIT Cares' (COVID-19):

For the first time in this region, LIT becomes the first two-year college to offer a *long-term* student engagement strategy to provide **12 months of continuous FREE and reduced tuition** in the wake of the COVID pandemic called '**LIT Cares.**' This program is designed to help the unemployed, underemployed (those needing job skills), and recent high school graduates.

This initiative, using multiple funding sources, allows students an even more time-and-cost-efficient way to earn a technical certificate or an associate's degree. By awarding credit for prior learning, students may enter the workforce faster in their chosen careers, as LIT is now awarding college credit for work and life experiences. Additionally, incoming students could receive crucial wraparound services ranging from childcare, stress awareness/counseling, transportation assistance, technology, healthcare, etc., per the federal CARES Act.

Foundation and Development Update:

Smith-Hutson Scholarship Program continues to make the "American Dream" possible for LIT students. Since the summer of 2014, the Scholarship Program has awarded 113 LIT students scholarships covering tuition, course materials and supplies, housing, mileage, and tutoring expenses. As of May 2020, 85 graduates have earned their certificate or degree. The remaining students are continuing their education. For the 2020-2021 school year an additional 27 students were selected to the program. Over the past six years, the GHS Foundation has contributed \$1,319,600 to LIT through the Smith-Hutson Scholarship Program.

Finance and Operations Update:

LIT is maintaining operations while faculty and staff are working remotely. Essential staff and limited faculty teaching labs are on campus. COVID19 screening is occurring for those faculty, staff and students on campus. Masks are required and social distancing is observed. Budget Managers completed their budgets while remaining conservative with budget planning and incorporating reductions of 5-10%. The budget will be submitted for board approval.

Programming has begun on the Workforce Training Center in preparation for the Tuition Revenue Bond request as a part of the Legislative Appropriations Request due in August.

LIT is in the process of moving their ERP system into the Ellucian Cloud. This will allow for better business continuity.



**LAMAR STATE COLLEGE ORANGE
PRESIDENT'S BRIEFING
TSUS BOARD OF REGENTS
August 2020**



**ENROLLMENT
SUMMER**

Compared to this time last year, LSCO's Summer enrollment is up by 80%. Over 1,250 students are currently enrolled; the highest enrolled Summer term prior to Summer 2020 was 936 in 2011. Contact hours show almost a 45% increase, and semester credit hours are nearly up 85% over Summer 2019. The two free class initiative certainly provided an enrollment boost, even amid COVID-19 concerns and with nearly all classes being converted to an online format. In addition, because the CARES Act funding was distributed directly to students, it may have encouraged many to register for Summer classes.

FALL

Compared to this time last year, Fall enrollment is down significantly but there is still over seven weeks until the semester begins. It should be noted that by far the largest deficit (about 300 students) is in dual credit. We will be getting a large number of Dual Credit enrolled soon; the process is just taking a bit longer than it did last year. In general, we also believe the uncertainty due to Coronavirus could be delaying enrollment for a number of students. We intend to reassure students in the coming weeks that our campus will be taking major safety precautions, including small class sizes to enable social distancing, regular and thorough sanitation practices, and an increased number of online offerings compared to previous semesters.

PLANNING AND BUDGETING

The agenda for this meeting includes the proposed FY21 budget for Lamar State College Orange. The College's conservative approach to financial management continues as we work our way through the COVID-19 Pandemic. Revenue projections assume a 10% enrollment decrease for fall due to online learning offerings and general economic conditions. Operating budgets have been reduced 10% and a reserve for travel that is 50% of the FY20 budget. The College has implemented a hiring freeze for non-critical positions and continues the restriction on travel. The budget assumes no equity adjustments for FY21.

CAPITAL PROJECTS

We have entered the Schematic Design phase on the Capital One project. The plans incorporate lighting, signage, underground infrastructure, landscaping, and a pedestrian walkway. We will close on the property located at 202 N. 1st in July. The property is earmarked for development for a future workforce program.

INSTITUTIONAL DEVELOPMENT

The Campus Master plan is on schedule with presentation to the planning and construction committee for the August meeting with a presentation to the Board of Regents at the November meeting.

INFORMATION TECHNOLOGY

The LSCO Enterprise Systems went live in the Ellucian Cloud on June 22, 2020. The

conversion to the Ellucian Cloud has gone well and most issues have been resolved. The LSCO Information Services Department continues to support those LSCO employees who are using the procedures/processes to allow for remote access to campus resources. The LSCO IT Department is also working to ensure faculty and students that are normally in face-to-face classes are able to access the LSCO Blackboard Learning Management System for the Summer 2020 semesters.

CAMPUS SPECIFIC ITEMS

- LSCO announced the second class of Ambassadors. Ten students from across Orange County have been selected to serve as LSCO Ambassadors for the 2020/2021 school year. To become an Ambassador, students must be in the top 25% of their graduating class and demonstrate leadership and service at their school or within the community. Ambassadors receive a scholarship covering full tuition and fees for one year.
- AS COVID-19 has continued to challenge the Gator family to seek out new and inventive ways to work with our students, we are extremely proud of the dedication and work that went into our [Spring 2020 Virtual Commencement Ceremony](#). Although it was not the ceremony the Gator graduates deserved, it was well received and appreciated.
- LSCO wished a very happy retirement (via a virtual Facebook post) to Gina Simar, Dean of Health, Workforce, and Technical Studies. After 28 years with LSCO, Gina has retired. “We celebrate Dean Simar’s magnificent legacy and devotion to our faculty, staff, and students,” said LSCO President, Dr. Thomas Johnson. “I love LSCO; it has been a big part of my life for most of my life,” Simar said. In retirement, Gina intends to continue her volunteerism in the community as well as several part-time positions, including working as an adjunct instructor for LSCO.
- Halle Brown, a 2020 West Orange Stark High School graduate, made history twice in our Spring 2020 semester as she became the first dual credit and female graduate of LSCO’s Maritime Program. Halle admitted she did not know anything about maritime when her high school counselor first suggested the dual credit program to her. “I was just trying to find something beneficial,” she said. “I got in here and got to do some hands-on work and realized I actually like it.” With her basic certificate completed, Halle now needs to acquire sea time in her quest to make a career in the Maritime Industry.
- LSCO welcomed a new Dean of Health, Workforce, and Technical Studies, Kristin Walker, to the Gator family. With decades of experience in higher education, Dean Walker comes to LSCO with a wealth of knowledge and a passion for expanding programs. “I want us to grow to meet the economic future of not just Orange County, but the future labor market,” she said. Kristin went on to say, “My favorite things about LSCO so far are the beautiful campus and the fact that LSCO is a place where hope meets opportunity.”
- The CARES Act has provided the College with a little over \$1 million with 50% to be issued to students in the form of emergency financial aid. We have issued 400 emergency grants of \$1,304.15 to students and are using the institutional portion of the CARES Act funding to offer free and reduced-tuition courses this summer and fall. The future is bright on the Orange campus.
- Two FREE Summer Courses caught the attention of everyone in Southeast Texas, as LSCO, along with Lamar State College Port Arthur joined forces and offered our communities a chance to attend our colleges. LSCO experienced record high summer enrollment. Our faculty

and staff are working diligently to ensure that all 1250+ Gators are having an excellent Gator experience and look forward to returning in the Fall.

- Summer I and II courses were offered remotely, with the exception of a few technical, hands-on courses that students returned to campus to complete. LSCO is following local, state, and federal guidelines including posting hand hygiene best practice signs, social distancing in all classrooms and meetings, with most being held virtually, and wearing face coverings when outside of personal office space.
- LSCO is preparing for the return of our Gator students in Fall. While we understand many restrictions related to slowing the spread of COVID-19 will be in place, we are formulating a plan and will be excited to welcome our students back.
- LSCO is extremely proud of our new local marketing efforts. President Johnson made three television commercials touting the value of LSCO. Dean Kristin Walker made her television debut recently, ensuring our local community is aware of many of the wonderful technical programs we have available at LSCO. We have produced six commercials in-house and the community has provided overwhelmingly positive feedback.
- Like all institutions of higher education across the country, LSCO has faced the many challenges and disappointments that the Coronavirus has brought about. We are extremely proud of our faculty and staff for their unwavering commitment to our students and the mission of our campus. They have gone above and beyond, using technology to their advantage, to meet our student's needs, provide support services remotely, and keep the Gator spirit alive and well. LSCO has thirty-two reported associated Coronavirus cases. Of those cases, we are sad to report we lost one of our dear faculty members, we have eight positive tests, three symptomatic cases, and the remaining are exposed cases.
- The LSCO campus has remained operational and continues to serve the needs of our students. Our Return to Campus Plan was successfully implemented in May 2020 and has recently been revised due to the increase in COVID-19 cases in Texas and our local area. LSCO has delayed our return to "normal" and implemented a face covering requirement policy for all faculty, staff, students, and visitors to the campus. We continue to work closely with our local elected officials, as well as following state, and federal guidelines.



Quality – Growth – Service – Innovation - Success



LAMAR STATE COLLEGE PORT ARTHUR
President's Briefing
August 2020

COVID 19 UPDATE

The COVID 19 pandemic is proving to be the most significant challenge to the campus in its 100-year history. It has required employees to re-invent the way the campus functions while serving students.

The campus, like many other campuses nationwide, has had several employees and students that were diagnosed or exposed to the COVID 19 virus. The campus developed a process to report exposure and diagnoses which initiates communication and cleaning procedures of contaminated areas. Diagnoses and exposures are reported to the Port Arthur Health Department.

LSCPA also updated policies to allow for the implementation and enforcement of strategies to reduce the transmission of the COVID 19 virus. Strategies include the installation of hand sanitizers, face mask requirement for all students and employees, and educational CDC posters to educate students about handwashing. To reduce the student density on campus, more classes have been scheduled as online or hybrid courses. Courses with equipment intensive content are taught on campus.

GRANT FUNDED PROJECTS

EDA Grant, Armory Renovation.

PDG has completed the design development documents for the Armory Renovation. Construction will begin during the fall semester.

Title V Grant.

As a Hispanic-Serving Institution, LSCPA is pleased to report that preliminary data shows positive outcomes for Year 1 on most of the goals included in our Title V grant, *Pathway to Excellence*. Not only are we enrolling greater numbers of Hispanic students and low-income students, but our students are transitioning to credit-bearing courses from developmental coursework at a significantly faster rate than in the past.

CONSTRUCTION PROJECTS

Ruby Fuller Building Renovation.

We are in the solicitation phase for a contractor. The Request for Proposals for General Contractor was issued on June 1, 2020. Bids were due on July 16, 2020. After evaluation and contract execution, LSCPA is estimating a Notice to Proceed with the contractor on August 10, 2020. The targeted construction substantial completion date is June 4, 2021.

Seawall Café Renovation.

Renovations to Seawall Café were completed in early July. Plans are being discussed to staff the Café to provide food service to the campus.

FINANCE AND OPERATIONS

The proposed FY21 budget for Lamar State College Port Arthur has incorporated a projected tuition and fee shortfall of 10% due to COVID 19 related enrollment unknowns. Operating budgets were cut 10%, travel was eliminated in departmental budgets and put into a reserve based on

50% of FY20 budget. Non-critical positions remain frozen. Savings from budget reductions in FY20 and FY21 will be used, if necessary, to fund legislative shortfalls for FY22 and FY23. The budget does not provide for salary increases.

LSCPA had 533 students that qualified for emergency aid of \$1000 made possible by the student portion of the CARES Act funding. The College has used over \$300,000 from the institutional portion of CARES Act funding to provide free and reduced tuition and fees for the summer semester. The College has seen a 38% increase in enrollment when compared to Summer 2019 Semester.

ACADEMIC AFFAIRS

Academic Affairs is actively working to follow enrollment trends to serve students safely during the COVID 19 pandemic. Many of the Fall 2020 classes, but not all, are being converted to the online format.

Despite the upheaval of converting courses to the online format in mid-semester this past spring, five LSCPA faculty members managed to complete their year-long coursework obligations to achieve certification status by the Association of College and University Educators (ACUE). Congratulations to Blas Canedo Gonzalez, Instructor of Music, Adriane Champagne, Instructor of Business Office Management and Accounting, Joanna Gott, Instructor of Nursing, Michelle Judice, Instructor of English, and Andrea Reyes, Instructor of Nursing.

Many community allied health locations, which are normally open to our allied health students for the purposes of acquiring clinical practice, are now closed to students due to COVID 19. However, our students still want to be involved with the community during this unprecedented time. The Upward Mobility LVN to ADN Nursing students are participating in a project titled Seahawks Nursing Cares Project, an outreach to two Long-Term Care Facilities. The students write letters and send cards to assigned residents at the two facilities each week. The outreach activity has resulted in very positive feedback from the long-term care facilities, especially since the residents are isolated due to the COVID 19 protocols.

WORKFORCE TRAINING AND CONTINUING EDUCATION

The Department of Workforce has provided commercial driver training throughout the COVID pandemic in line with the Governor's focus on commercial driving as an essential service. The College partnered in a phlebotomy class with grant funding from Region Five in order to support our local medical services. Each class is conducted with temperature monitoring at the beginning of class, social distancing, face masks and enhanced recognition of sterile procedure. No students attending these face-to-face classes have acquired COVID 19.

The Department has submitted grant applications in excess of \$5 million this quarter in an effort to mature new streams of funding and students for the Fall of 2020.

INSTITUTIONAL EFFECTIVENESS

The Director of Institutional Effectiveness is working with the THECB Region 5 institutional partners in Southeast and Deep East Texas to redesign and update the Region 5 website in support of the THECB 60x30TX Strategic Plan. The website provides high school graduates and their families with Region 5 institutional admissions procedures, registration information, and links to federal and state higher education resources.

The Office provides timely headcount reports for current terms, with analytical highlights of enrollment trends and space utilization. In addition, the IE office is collecting and analyzing student achievement data to produce the 2020 Annual Assessment Reports for the institutional

strategic plan, institutional unit plans, and academic & technical education program-course learning outcome assessments.

STUDENT SERVICES

Academic Advising and Retention

The Academic Advising Office transitioned to virtual advising to advise and register students for summer and fall semesters via email, phone and Microsoft Teams. To further assist all students, the office hosted weekly live chat events focusing on topics related to student success. New Student Orientation transitioned into a virtual platform in which new students viewed a video about campus resources. Students also received prizes for participating in the virtual video.

Admissions and Registration

Admissions & Records staff were able to complete the majority of their responsibilities remotely. They were able to process applications, accept student documents, clear registration holds, and assist students with registration. The Registrar's office posted valuable information online, by email, and text to keep students informed.

Enrollment Services

The Enrollment Services team continued to conduct phone and video conference appointments with students. Summer Semesters experienced a 38% increase in enrollment when compared to the summer 2019 enrollment. Enrollment Services turned its focus towards improving fall applications and enrollment using a variety of communications strategies. A ZOOM virtual event was planned for early August to answer any questions from students.

Financial Aid

The Financial Aid Office awarded 533 LSCPA CARES Grants for \$1000 each from the first allocation. Students were contacted to apply for the FAFSA.

Student Activities

Student Activities hosted several virtual trivia events for the Summer II Semester. Student Government hosted their first online officer elections for the 2020-2021 year. The Student Government Officers began to plan innovative events for the fall semester while following COVID 19 safety protocols. The Seahawk Food Pantry continued to distribute food and Market Basket gift cards. An average of five to six students per week were served by the Food Bank.

The Emerging Leaders Program selected a class from over 40 applications in mid-July.

INFORMATION TECHNOLOGY SERVICES

The Office of Information Technology is vigorously pursuing cloud implementations of all critical systems including but not limited to ERP (Banner), File Shares, Web Services, and other critical applications and functions to improve our disaster recovery and business continuity posture.

Migration of Banner and its ancillary systems to Ellucian Cloud is successfully completed. The college implemented new applications in the cloud in addition to Banner Database and Core Banner systems cloud migration. All Banner self-service products (Finance, HR/Payroll, Student/Financial Aid, Faculty/Advisors) have been upgraded to the latest Banner 9 versions. A new Jobs Scheduler application (Automic) designed to automate many of Banner jobs has also been implemented. A new portal called MyLSCPA (Ellucian Experience) has been also implemented that allows all constituents to access all Banner and other related applications with a secure single sign-on. Security features related to this implementation include Azure SSO and DUO functionality. DUO is a product that implements 2 Factor Authentication which provides an additional and very effective identity verification measure to secure access to LSCPA IT resources and applications.

LSCPA Information Technology Services was asked to lead the LSCO Banner Cloud migration project management in late May to insure successful implementation. LSCO successfully migrated Banner and its ancillary systems and applications to the cloud on June 18th, 2020.

LSCPA Information Technology Services was also asked to lead the LIT Banner Cloud migration project management in late May to insure successful implementation. The LIT project was experiencing challenges with the project when they made the request for assistance in June 2020. By July the LIT project was back on schedule and was scheduled to go live in the cloud on July 15th, 2020.

The Office of information Technology Services is continuing to implement disaster recovery and business continuity in Microsoft Azure cloud for essential servers and applications such as personal and departmental files and documents. The implementation is nearing completion. This measure proved very beneficial to all constituents during COVID 19 as students, faculty, and staff were able to access files in the cloud from any place with internet access. The webserver and other critical scripting servers have also been migrated to Azure cloud. The department continues its efforts in identifying other cloud candidate services and resources for migration.

The Office of Information Technology, Ellucian, and various other college departments are in the process of implementing Ellucian's Degree Works software. Degree Works provides a user-friendly interface for students, faculty, and advisors to assess and view degree plans progress.

The Office of Information Technology is in the process of implementing Ellucian's Analytics software. Analytics provides an enhanced view of college data in graphical formats as well as the capability of drilling down into the detail of that data. The software will have pre-configured reports and "cards" that covers all types of enrollment and financial analytical views that should assist high-level decision making to the administration.

The Office of Information Technology continues to assess and make necessary changes to the college's Electronic and Information Resources (EIR) Accessibility posture.

Institutional Research completed all Coordinating Board and System Office reporting due during this period in a timely manner.

APPENDIX – RESPONSE TO SAB

Memorandum

From: Brian McCall, Ph.D., Chancellor
To: Student Advisory Board
RE: Response to May 21, 2020, Student Advisory Board Report

This memorandum provides the System Administration's response to the Student Advisory Board report from May 21, 2020.

Campus Safety

TSUS institutions have developed campus reopening plans for the Fall 2020 semester based on research and recommendations from the U.S. Department of Education, Centers for Disease Control and Prevention, Texas Department of State Health Services, and local health agencies. These plans include a wide range of measures designed to minimize the spread of COVID-19 among students, faculty, and staff, including social distancing and the use of face coverings when social distancing is not possible. Students can find current health and safety information on their institutions' websites. The websites are updated regularly as new information about COVID-19 becomes available.

Education Accessibility

TSUS's Chief Online Education Officer is developing a systemwide repository of Open Educational Resources (OERs) at the institution, state, and national levels to promote the use of OERs across the system. In addition, TSUS institutions are being encouraged to submit applications for the Texas Higher Education Coordinating Board's new OER Grant Program, which provides up to \$25,000 per institution to increase the use of OERs and reduce the cost of learning materials for students. TSUS institutions are also working independently to expand access to OERs, including: Texas State University, which recently formed a Managing Textbook Costs committee; and Sam Houston State University and Lamar State College Orange, which have tasked their libraries with coordinating efforts to promote the use of OERs and other low- and no-cost learning materials.